

ANNUAL REPORT

Prepared for

STANLEY BLACK & DECKER (U.S.), INC.

Hampstead, Maryland

July 2015

Prepared by

WESTON SOLUTIONS, INC.

West Chester, Pennsylvania 19380-1499

W.O. No. 02501.004.004.0700

TABLE OF CONTENTS

Section	Page
1. INTRODUCTION.....	1-1
2. SITE CHARACTERISTICS.....	2-1
2.1 HYDRAULIC PROPERTIES	2-1
2.2 EFFLUENT CHARACTERISTICS	2-1
2.3 GROUNDWATER QUALITY DATA	2-1
3. OPERATION AND MAINTENANCE OF THE TREATMENT SYSTEM.....	3-1
4. TREATMENT SYSTEM PERFORMANCE EVALUATION.....	4-1
5. RECOMMENDATIONS.....	5-1

LIST OF APPENDICES

APPENDIX A – WITHDRAWAL REPORTS

APPENDIX B – DISCHARGE MONITORING REPORTS

APPENDIX C – GROUNDWATER TREATMENT SYSTEM ANALYTICAL RESULTS

APPENDIX D - GROUNDWATER ANALYTICAL DATA PACKAGE (MAY 2015)

LIST OF FIGURES

Figure	Page
Figure 2-1 Groundwater Elevation Contour Map Under Pumping Conditions (June 2015).....	2-6

LIST OF TABLES

Table	Page
Table 2-1 Treatment System Pumping Records (July 2014 through June 2015)	2-2
Table 2-2 Groundwater Elevation Data (July 2014 through June 2015)	2-3
Table 2-3 Effluent Characteristics Summary (July 2014 through June 2015).....	2-7
Table 2-4 Summary of Groundwater Analytical Results – August 2014	2-10
Table 2-5 Summary of Groundwater Analytical Results – November 2014.....	2-13
Table 2-6 Summary of Groundwater Analytical Results – February 2015	2-16
Table 2-7 Summary of Groundwater Analytical Results – May 2015	2-19
Table 3-1 Treatment System Maintenance Activities (July 2014 through June 2015).....	3-2

1. INTRODUCTION

This Annual Report has been prepared to meet the requirements of Condition IV.L of the Administrative Consent Order between the State of Maryland Department of the Environment (MDE) and Black & Decker (U.S.) Inc. (April 1995) (Consent Order) and the Addendum to Administrative Consent Order dated 29 June 1995. Specifically, Condition IV.L calls for preparation of an Annual Report containing a summary of the information contained in the Discharge Monitoring Reports (Table 2-3), a summary of all analyses of water samples (Tables 2-4 to 2-7), an explanation of all problems encountered and the manner in which they were resolved (Table 3-1), a performance evaluation of the treatment system (Section 4), and recommendations for continuation of, or changes to, the treatment system (Section 5). This document is one of several that are being prepared in response to the Consent Order; each of these documents are to be submitted to the MDE in accordance with the schedule outlined in the Consent Order. This document will become part of the Administrative Record for the site, which is maintained at the Hampstead Public Library.

2. SITE CHARACTERISTICS

2.1 HYDRAULIC PROPERTIES

In accordance with the Consent Order and the Water Appropriation Permit issued to the Black & Decker (U.S.) Inc. Hampstead, Maryland, facility, the following pumping and water level information is included for the period of July 2014 through June 2015.

Pumping records showing the total gallons pumped per month of treatment system operation are presented in Table 2-1. Copies of the Withdrawal Reports, for the periods of April through June 2015, are included in Appendix A.

Water levels (Water Level Monitoring Report) for wells included in the water level monitoring plan are presented in Table 2-2. Based on the June 2015 water levels, a representative groundwater elevation contour map under pumping conditions is presented in Figure 2-1. At the time the data were collected, the extraction wells were pumping at a combined rate of approximately 178 gpm.

2.2 EFFLUENT CHARACTERISTICS

Effluent characteristics of the NPDES discharge points are recorded monthly on Discharge Monitoring Reports (DMRs) and are submitted to MDE, Water Management Administration on a quarterly basis. A summary of the sample results from the DMRs is presented in Table 2-3. DMRs for the period of April 2015 through June 2015 are included in Appendix B.

2.3 GROUNDWATER QUALITY DATA

For the reporting period of July 2014 through June 2015, approximately 47.8 pounds (lbs) of total volatile organic compounds (VOCs) were removed from the groundwater by the extraction and treatment system. In general, the total VOCs were comprised of trichloroethene (TCE) (71.3%) and tetrachloroethene (PCE) (28.7%). Analytical results for the air stripper discharge for the period of April 2015 through June 2015 are included in Appendix C.

Table 2-1
Treatment System Pumping Records
(July 2014 through June 2015)

Black & Decker
Hampstead, Maryland

Date	Water Pumped (gallons)
July 2014	8,365,626
August 2014	7,970,793
September 2014	7,680,935
October 2014	7,657,996
November 2014	7,136,612
December 2014	7,189,909
January 2015	6,944,545
February 2015	4,056,998
March 2015	6,169,819
April 2015	6,914,581
May 2015	7,833,944
June 2015	7,374,206

Table 2-2
Groundwater Elevation Data (July 2014 through June 2015)
Black & Decker
Hampstead, Maryland

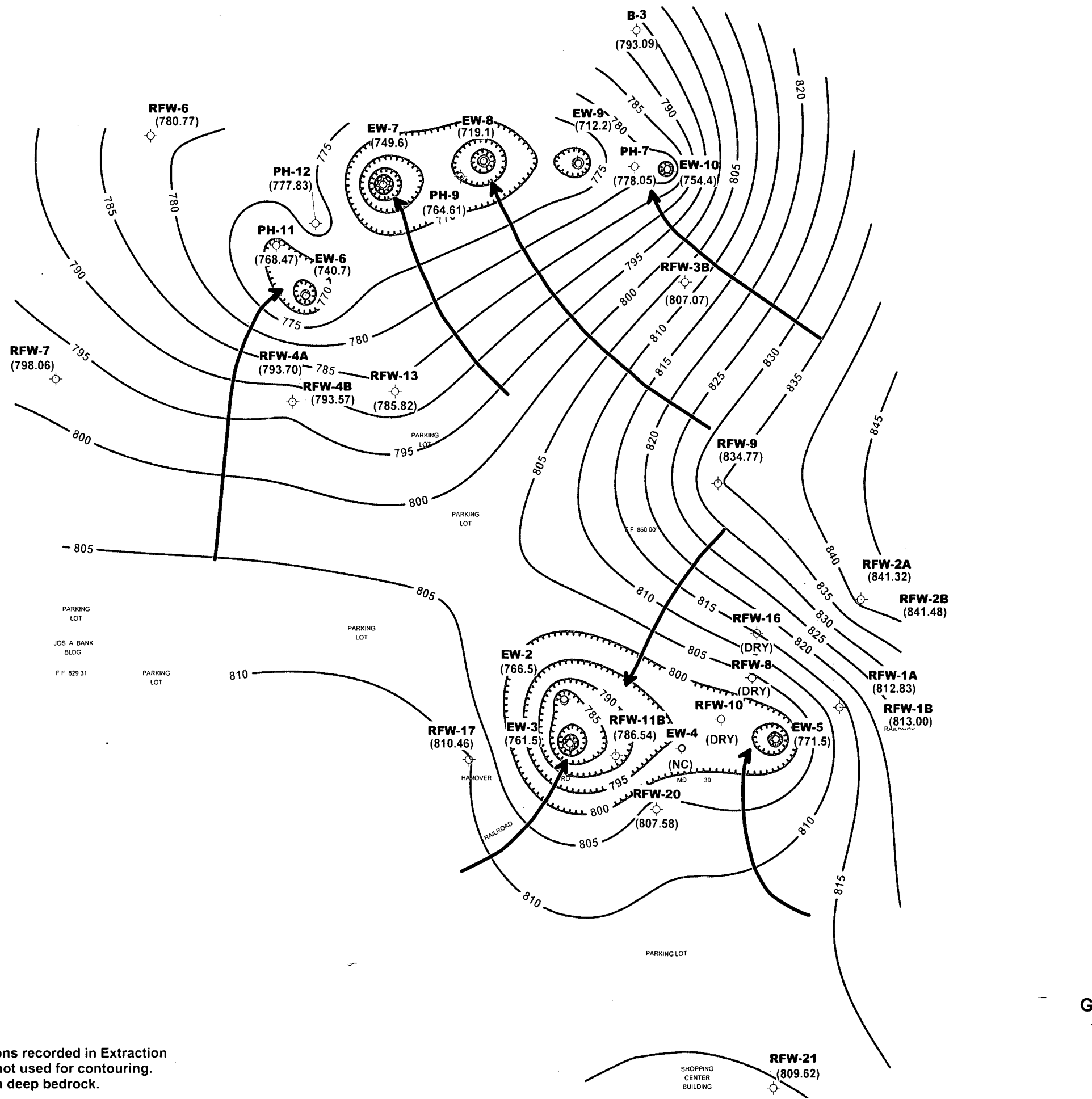
WELL NO.	TOC ELEV.	TOTAL DEPTH	7/15/2014		8/27/2014		9/25/2014		10/14/2014	
			DTW	ELEV.	DTW	ELEV.	DTW	ELEV.	DTW	ELEV.
EW-1	847.21	55	DRY	NC	DRY	NC	DRY	NC	DRY	NC
EW-2	849.21	110	72.74	776.47	78.84	770.37	78.10	771.11	79.40	769.81
EW-3	846.64	118	89.19	757.45	86.49	760.15	85.94	760.70	85.60	761.04
EW-4	858.01	97.5	PC	NC	PC	NC	PC	NC	PC	NC
EW-5	864.17	98	89.75	774.42	89.91	774.26	89.74	774.43	90.10	774.07
EW-6	831.98	115	74.30	757.68	77.91	754.07	78.11	753.87	84.21	747.77
EW-7	818.38	78	59.44	758.94	55.36	763.02	57.23	761.15	59.77	758.61
EW-8	811.13	98	93.00	718.13	91.43	719.70	91.30	719.83	91.53	719.60
EW-9	811.35	141	96.30	715.05	95.87	715.48	95.81	715.54	97.00	714.35
EW-10	807.74	NA	53.22	754.52	48.97	758.77	49.73	758.01	55.71	752.03
RFW-1A	864.37	78	48.02	816.35	47.92	816.45	48.11	816.26	48.36	816.01
RFW-1B	864.23	200	48.05	816.18	47.99	816.24	48.18	816.05	48.41	815.82
RFW-2A	857.41	35	11.31	846.10	14.51	842.90	14.53	842.88	14.81	842.60
RFW-2B	857.73	75	11.82	845.91	15.16	842.57	15.21	842.52	15.40	842.33
RFW-3B	839.21	153	27.01	812.20	30.33	808.88	30.30	808.91	31.02	808.19
RFW-4A	830.37	62	32.91	797.46	35.78	794.59	35.84	794.53	36.22	794.15
RFW-4B	830.37	120	32.63	797.74	35.69	794.68	35.77	794.60	36.41	793.96
RFW-5A	817.50	30	DRY	NC	DRY	NC	DRY	NC	DRY	NC
RFW-6	785.04	120	4.02	781.02	2.95	782.09	4.10	780.94	4.11	780.93
RFW-7	805.14	29	7.65	797.49	5.81	799.33	7.03	798.11	7.53	797.61
RFW-8	860.07	53	DRY	NC	DRY	NC	DRY	NC	DRY	NC
RFW-9	862.02	49	23.83	838.19	25.55	836.47	26.03	835.99	26.12	835.90
RFW-10	852.06	58	DRY	NC	DRY	NC	DRY	NC	DRY	NC
RFW-11A	849.32	72	Damaged	NC	Damaged	NC	Damaged	NC	Damaged	NC
RFW-11B	849.62	116	58.13	791.49	59.44	790.18	58.73	790.89	59.13	790.49
RFW-12B	844.87	264	49.28	795.59	48.23	796.64	48.94	795.93	48.98	795.89
RFW-13	849.11	150	60.51	788.60	57.29	791.82	59.04	790.07	59.21	789.90
RFW-14B	812.39	281	53.47	758.92	53.79	758.60	54.80	757.59	51.87	760.52
RFW-16	856.14	41	DRY	NC	DRY	NC	DRY	NC	DRY	NC
RFW-17	834.66	60.5	23.52	811.14	24.36	810.30	34.41	800.25	30.26	804.40
RFW-20	842.29	142	30.31	811.98	32.16	810.13	32.21	810.08	32.43	809.86
RFW-21	832.65	102	19.29	813.36	20.18	812.47	20.19	812.46	20.36	812.29
PH-7	805.94	89	26.04	779.90	27.43	778.51	27.81	778.13	29.74	776.20
PH-9	814.94	98	50.39	764.55	43.28	771.66	44.24	770.70	45.15	769.79
PH-11	820.68	78	47.17	773.51	48.11	772.57	48.23	772.45	48.71	771.97
PH-12	828.35	87	48.13	780.22	49.06	779.29	49.01	779.34	49.36	778.99
B-3	803.02	83	10.84	792.18	9.88	793.14	10.37	792.65	10.24	792.78
Amoco	842.29	NA	NA	NC	NA	NC	NA	NC	NA	NC
Hamp. Town #22	804.96	NA	1.29	803.67	1.03	803.93	1.43	803.53	1.19	803.77
Pembroke #1	NA	NA	10.45	NC	10.58	NC	10.73	NC	11.80	NC
Pembroke #2	NA	NA	Damaged	NC	Damaged	NC	Damaged	NC	Damaged	NC
N. Houcks. Rd.	NA	NA	9.96	NC	10.39	NC	10.51	NC	9.98	NC
E. Century St.	NA	NA	19.29	NC	19.21	NC	19.27	NC	19.26	NC
Lwr. Beckleys. Rd.	NA	NA	53.56	NC	54.55	NC	54.21	NC	55.47	NC

Table 2-2
Groundwater Elevation Data (July 2014 through June 2015)
Black & Decker
Hampstead, Maryland

WELL NO.	FOC ELEV.	TOTAL DEPTH	11/24/2014		12/12/2014		1/20/2015		2/25/2015	
			DTW	ELEV.	DTW	ELEV.	DTW	ELEV.	DTW	ELEV.
EW-1	847.21	55	DRY	NC	DRY	NC	DRY	NC	DRY	NC
EW-2	849.21	110	81.03	768.18	83.50	765.71	82.47	766.74	81.10	768.11
EW-3	846.64	118	89.26	757.38	90.10	756.54	90.52	756.12	90.76	755.88
EW-4	858.01	97.5	PC	NC	PC	NC	PC	NC	PC	NC
EW-5	864.17	98	89.91	774.26	90.25	773.92	86.43	777.74	84.35	779.82
EW-6	831.98	115	78.00	753.98	83.24	748.74	84.25	747.73	89.69	742.29
EW-7	818.38	78	55.43	762.95	58.71	759.67	57.43	760.95	56.17	762.21
EW-8	811.13	98	93.00	718.13	93.00	718.13	92.95	718.18	91.83	719.30
EW-9	811.35	141	95.44	715.91	100.30	711.05	100.49	710.86	92.37	718.98
EW-10	807.74	NA	54.57	753.17	55.84	751.90	56.27	751.47	54.49	753.25
RFW-1A	864.37	78	51.87	812.50	52.01	812.36	50.43	813.94	49.47	814.90
RFW-1B	864.23	200	51.91	812.32	52.03	812.20	50.46	813.77	49.50	814.73
RFW-2A	857.41	35	16.73	840.68	16.81	840.60	16.59	840.82	16.38	841.03
RFW-2B	857.73	75	17.40	840.33	17.52	840.21	16.99	840.74	17.03	840.70
RFW-3B	839.21	153	31.36	807.85	32.40	806.81	32.94	806.27	33.80	805.41
RFW-4A	830.37	62	37.83	792.54	38.19	792.18	38.24	792.13	38.01	792.36
RFW-4B	830.37	120	37.71	792.66	37.94	792.43	38.22	792.15	37.98	792.39
RFW-5A	817.50	30	DRY	NC	DRY	NC	DRY	NC	DRY	NC
RFW-6	785.04	120	4.03	781.01	5.10	779.94	4.21	780.83	4.13	780.91
RFW-7	805.14	29	6.74	798.40	7.47	797.67	7.46	797.68	7.88	797.26
RFW-8	860.07	53	DRY	NC	DRY	NC	DRY	NC	DRY	NC
RFW-9	862.02	49	26.94	835.08	27.02	835.00	27.24	834.78	26.53	835.49
RFW-10	852.06	58	DRY	NC	DRY	NC	DRY	NC	DRY	NC
RFW-11A	849.32	72	Damaged	NC	Damaged	NC	Damaged	NC	Damaged	NC
RFW-11B	849.62	116	59.22	790.40	60.83	788.79	60.83	788.79	61.94	787.68
RFW-12B	844.87	264	50.89	793.98	51.01	793.86	53.31	791.56	52.88	791.99
RFW-13	849.11	150	60.90	788.21	59.41	789.70	59.26	789.85	64.15	784.96
RFW-14B	812.39	281	52.35	760.04	52.44	759.95	53.19	759.20	52.69	759.70
RFW-16	856.14	41	DRY	NC	DRY	NC	DRY	NC	DRY	NC
RFW-17	834.66	60.5	29.26	805.40	27.41	807.25	25.76	808.90	25.77	808.89
RFW-20	842.29	142	34.38	807.91	34.61	807.68	33.81	808.48	33.93	808.36
RFW-21	832.65	102	21.77	810.88	22.01	810.64	20.97	811.68	21.98	810.67
PH-7	805.94	89	28.68	777.26	29.43	776.51	28.76	777.18	29.24	776.70
PH-9	814.94	98	50.80	764.14	50.57	764.37	51.03	763.91	50.94	764.00
PH-11	820.68	78	50.96	769.72	50.89	769.79	50.94	769.74	50.53	770.15
PH-12	828.35	87	51.52	776.83	51.43	776.92	51.85	776.50	51.26	777.09
B-3	803.02	83	10.69	792.33	10.28	792.74	9.56	793.46	10.08	792.94
Amoco	842.29	NA	NA	NC	NA	NC	NA	NC	NA	NC
Hamp. Town #22	804.96	NA	1.12	803.84	1.62	803.34	1.89	803.07	2.73	802.23
Pembroke #1	NA	NA	11.59	NC	11.56	NC	9.65	NC	11.03	NC
Pembroke #2	NA	NA	Damaged	NC	Damaged	NC	Damaged	NC	Damaged	NC
N. Houcks. Rd.	NA	NA	10.09	NC	10.34	NC	9.89	NC	9.96	NC
E. Century St.	NA	NA	19.27	NC	19.26	NC	19.21	NC	19.20	NC
Lwr. Beckleys. Rd.	NA	NA	56.73	NC	55.89	NC	52.56	NC	52.43	NC

Table 2-2
Groundwater Elevation Data (July 2014 through June 2015)
Black & Decker
Hampstead, Maryland

WELL NO.	TOC ELEV	TOTAL DEPTH	3/18/2015		4/9/2015		5/26/2015		6/19/2015	
			DTW	ELEV	DTW	ELEV	DTW	ELEV	DTW	ELEV
EW-1	847.21	55	DRY	NC	DRY	NC	DRY	NC	DRY	NC
EW-2	849.21	110	83.47	765.74	84.17	765.04	80.34	768.87	82.67	766.54
EW-3	846.64	118	91.56	755.08	88.67	757.97	82.60	764.04	85.13	761.51
EW-4	858.01	97.5	PC	NC	PC	NC	PC	NC	PC	NC
EW-5	864.17	98	86.23	777.94	85.73	778.44	85.47	778.70	92.62	771.55
EW-6	831.98	115	93.00	738.98	89.55	742.43	89.35	742.63	91.28	740.70
EW-7	818.38	78	58.23	760.15	61.28	757.10	64.37	754.01	68.76	749.62
EW-8	811.13	98	92.56	718.57	91.27	719.86	91.26	719.87	92.03	719.10
EW-9	811.35	141	92.91	718.44	97.89	713.46	98.41	712.94	99.17	712.18
EW-10	807.74	NA	55.98	751.76	55.12	752.62	49.38	758.36	53.35	754.39
RFW-1A	864.37	78	50.43	813.94	51.12	813.25	51.07	813.30	51.37	813.00
RFW-1B	864.23	200	50.47	813.76	51.13	813.10	51.09	813.14	51.40	812.83
RFW-2A	857.41	35	17.02	840.39	15.86	841.55	15.70	841.71	15.93	841.48
RFW-2B	857.73	75	17.56	840.17	16.42	841.31	16.35	841.38	16.41	841.32
RFW-3B	839.21	153	34.26	804.95	32.26	806.95	31.74	807.47	32.14	807.07
RFW-4A	830.37	62	38.06	792.31	37.29	793.08	36.53	793.84	36.80	793.57
RFW-4B	830.37	120	37.56	792.81	36.32	794.05	36.38	793.99	36.67	793.70
RFW-5A	817.50	30	DRY	NC	DRY	NC	DRY	NC	DRY	NC
RFW-6	785.04	120	5.02	780.02	5.26	779.78	3.73	781.31	4.27	780.77
RFW-7	805.14	29	7.14	798.00	7.05	798.09	6.26	798.88	7.08	798.06
RFW-8	860.07	53	DRY	NC	DRY	NC	DRY	NC	DRY	NC
RFW-9	862.02	49	27.56	834.46	26.46	835.56	26.34	835.68	27.25	834.77
RFW-10	852.06	58	DRY	NC	DRY	NC	DRY	NC	DRY	NC
RFW-11A	849.32	72	Damaged	NC	Damaged	NC	Damaged	NC	Damaged	NC
RFW-11B	849.62	116	61.53	788.09	61.50	788.12	61.45	788.17	63.08	786.54
RFW-12B	844.87	264	53.12	791.75	49.83	795.04	49.78	795.09	50.71	794.16
RFW-13	849.11	150	63.85	785.26	62.98	786.13	63.64	785.47	63.29	785.82
RFW-14B	812.39	281	52.56	759.83	53.24	759.15	50.53	761.86	51.18	761.21
RFW-16	856.14	41	DRY	NC	DRY	NC	DRY	NC	DRY	NC
RFW-17	834.66	60.5	26.13	808.53	25.86	808.80	24.86	809.80	24.20	810.46
RFW-20	842.29	142	32.95	809.34	33.35	808.94	33.42	808.87	34.71	807.58
RFW-21	832.65	102	20.56	812.09	21.56	811.09	21.46	811.19	23.03	809.62
PH-7	805.94	89	30.05	775.89	27.43	778.51	26.55	779.39	27.89	778.05
PH-9	814.94	98	50.86	764.08	50.63	764.31	50.45	764.49	50.33	764.61
PH-11	820.68	78	50.26	770.42	51.49	769.19	51.57	769.11	52.21	768.47
PH-12	828.35	87	51.93	776.42	50.33	778.02	49.88	778.47	50.52	777.83
B-3	803.02	83	10.29	792.73	9.75	793.27	9.76	793.26	9.93	793.09
Amoco	842.29	NA	NA	NC	NA	NC	NA	NC	NA	NC
Hamp. Town #22	804.96	NA	2.08	802.88	1.57	803.39	1.47	803.49	1.45	803.51
Pembroke #1	NA	NA	11.21	NC	11.08	NC	10.27	NC	10.48	NC
Pembroke #2	NA	NA	Damaged	NC	Damaged	NC	Damaged	NC	Damaged	NC
N. Houcks. Rd.	NA	NA	10.23	NC	10.23	NC	9.87	NC	11.43	NC
E. Century St.	NA	NA	19.18	NC	19.24	NC	19.21	NC	19.27	NC
Lwr. Beckleys. Rd.	NA	NA	52.74	NC	52.49	NC	53.21	NC	54.11	NC



LEGEND

- Monitor Well
- Extraction Well
- (778.50) Monitor Well Groundwater Elevation (ft MSL)
- (746.58) Extraction Well Groundwater Elevation (ft MSL)*
- Groundwater Elevation Contour (ft MSL)
- ← Groundwater Flowline

Scale in Feet

Former Black & Decker Facility
Hampstead, Maryland

FIGURE 2-1

**GROUNDWATER ELEVATION CONTOUR MAP
PUMPING CONDITIONS**

(June 2015)

*NOTE: Groundwater Elevations recorded in Extraction Wells and RFW-12B not used for contouring. RFW-12B screened in deep bedrock.

Table 2-3
Effluent Characteristics Summary (July 2014 through June 2015)
Black & Decker
Hampstead, Maryland

Discharge Number	Parameter	Units	Permit Limits	DMR DATE					
				July 2014	August 2014	September 2014	October 2014	November 2014	December 2014
001	FLOW average	MGD	NA	0.311	0.231	0.155	0.220	0.203	0.238
	maximum	MGD	NA	0.777	0.819	0.419	0.855	0.609	0.684
	1,1,1-Trichloroethane	ug/l	5	<1	<1	<1	<1	<1	<1
	Tetrachloroethylene	ug/l	5	<1	<1	<1	<1	<1	<1
	Trichloroethylene	ug/l	5	<1	<1	<1	<1	<1	<1
	Total Residual Chlorine	mg/l	<0.1	<0.1	<0.1	<0.1	<0.1	<0.1	<0.1
	Oil & Grease maximum	mg/l	15	<5	<5	<5	<5	<5	<5
	monthly average	mg/l	10	<5	<5	<5	<5	<5	<5
	pH minimum	STD	6.0	7.2	7.1	7.4	7.1	7.2	6.8
	maximum	STD	8.5	8.4	8.2	8.3	8.3	7.6	8.2
BOD	mg/l	15	5.0	7.0	5.0	7.0	<1	3.0	
TSS	maximum	mg/l	30	0	0	0	6.0	<1	<1
	monthly average	mg/l	20	0	0	0	6.0	<1	<1
101 (Monitoring Point)	FLOW average	MGD	NA	0.180	0.149	0.145	0.142	0.118	0.125
	maximum	MGD	NA	0.210	0.190	0.163	0.246	0.174	0.311
	Fecal Coliform	MPN/100ml	200	10.0	1.0	1.0	1.0	1.0	1.0
201 (Monitoring Point)	FLOW average	MGD	NA	NR	NR	0.261	NR	NR	0.239
	maximum	MGD	NA	NR	NR	0.314	NR	NR	0.289
	1,1,1-Trichloroethane	ug/l	NA	NR	NR	<1	NR	NR	<1
	Tetrachloroethylene	ug/l	NA	NR	NR	<1	NR	NR	<1
	Trichloroethylene	ug/l	NA	NR	NR	<1	NR	NR	<1

DMR - Discharge Monitoring Report

NA - Not Applicable

NR - Not Reported

Table 2-3
Effluent Characteristics Summary (July 2014 through June 2015)
Black & Decker
Hampstead, Maryland

Discharge Number	Parameter	Units	Permit Limits	DMR DATE					
				January 2015	February 2015	March 2015	April 2015	May 2015	June 2015
001	FLOW average	MGD	NA	0.235	0.106	0.312	0.155	0.118	0.277
	maximum	MGD	NA	0.962	0.219	0.991	0.633	0.167	0.880
	1,1,1-Trichloroethane	ug/l	5	< 1	< 1	< 1	< 1	< 1	< 1
	Tetrachloroethylene	ug/l	5	< 1	< 1	< 1	< 1	< 1	< 1
	Trichloroethylene	ug/l	5	< 1	< 1	< 1	< 1	< 1	< 1
	Total Residual Chlorine	mg/l	<0.1	< 0.1	< 0.1	< 0.1	< 0.1	< 0.1	< 0.1
	Oil & Grease maximum	mg/l	15	< 5	< 5	< 5	< 5	< 5	< 5
	monthly average	mg/l	10	< 5	< 5	< 5	< 5	< 5	< 5
	pH minimum	STD	6.0	7.2	7.5	7.4	7.3	7.3	7.2
	maximum	STD	8.5	7.8	7.9	8.3	8.2	7.8	7.5
BOD	mg/l	15	2.0	< 1	4.0	5.0	5.0	6.0	
TSS maximum	mg/l	30	< 1	< 1	< 1	7.0	< 5	< 5	
monthly average	mg/l	20	< 1	< 1	< 1	7.0	< 5	< 5	
101 (Monitoring Point)	FLOW average	MGD	NA	0.150	0.144	0.147	0.156	0.136	0.143
	maximum	MGD	NA	0.196	0.185	0.289	0.221	0.201	0.191
	Fecal Coliform	MPN/100ml	200	1.0	1.0	1.0	1.0	1.0	27.0
201 (Monitoring Point)	FLOW average	MGD	NA	NR	NR	0.191	NR	NR	0.243
	maximum	MGD	NA	NR	NR	0.385	NR	NR	0.309
	1,1,1-Trichloroethane	ug/l	NA	NR	NR	< 1	NR	NR	< 1
	Tetrachloroethylene	ug/l	NA	NR	NR	< 1	NR	NR	< 1
	Trichloroethylene	ug/l	NA	NR	NR	< 1	NR	NR	< 1

DMR - Discharge Monitoring Report

NA - Not Applicable

NR - Not Reported

A summary of the analytical results of the groundwater samples collected from the monitor and extraction wells during the third and fourth quarters of 2014 and the first and second quarters of 2015 are included in Tables 2-4, 2-5, 2-6, and 2-7, respectively. As found in earlier sampling events at the Black & Decker facility, TCE and PCE were the primary VOCs detected at the highest concentrations in the groundwater samples. The highest concentrations of TCE were detected in the groundwater samples collected from wells EW-4 and RFW-12B and the highest concentrations of PCE were detected in the groundwater samples collected from wells EW-9 and RFW-4B. The remainder of the detected VOCs, were detected at levels well below the Federal Maximum Concentration Levels (MCLs). The second quarter 2015 (May 2015) analytical data package is included in Appendix D. Analytical data packages for the remaining quarters are included in the respective Quarterly Groundwater Monitoring Reports.

Table 2-4
 Summary of Groundwater Analytical Results - August 2014
 Black & Decker
 Hampstead, Maryland

PARAMETER	Units	EW-1	EW-2	EW-3	EW-4	EW-5	EW-6	EW-7	EW-8	EW-9	EW-9 (DUP)	EW-10
Chloromethane	ug/L	NS	1 U	1 U	1 U	1 U	1 U	1 U	1 U	1 U	1 U	1 U
Bromomethane	ug/L	NS	1 U	1 U	1 U	1 U	1 U	1 U	1 U	1 U	1 U	1 U
Vinyl Chloride	ug/L	NS	1 U	1 U	1 U	1 U	1 U	1 U	1 U	1 U	1 U	1 U
Chloroethane	ug/L	NS	1 U	1 U	1 U	1 U	1 U	1 U	1 U	1 U	1 U	1 U
Methylene Chloride	ug/L	NS	2 U	2 U	2 U	2 U	2 U	2 U	2 U	2 U	2 U	2 U
Acetone	ug/L	NS	5 U	5 U	5 U	5 U	5 U	5 U	5 U	5 U	5 U	5 U
Carbon Disulfide	ug/L	NS	5 U	5 U	5 U	5 U	5 U	5 U	5 U	5 U	5 U	5 U
1,1-Dichloroethene	ug/L	NS	1 U	1 U	1 U	1 U	1 U	1 U	1 U	1 U	1 U	1 U
1,1-Dichloroethane	ug/L	NS	1 U	1 U	1 U	1 U	1 U	1 U	0.8 J	1 U	1 U	1 U
1,2-Dichloroethene (total)	ug/L	NS	3	1.8	1 U	1 U	1 U	2.9	23	1 U	1 U	1 U
Chloroform	ug/L	NS	1 U	1 U	1 U	1 U	1 U	1 U	1 U	1 U	1 U	1 U
1,2-Dichloroethane	ug/L	NS	1 U	1 U	1 U	1 U	1 U	1 U	1 U	1 U	1 U	1 U
2-Butanone	ug/L	NS	5 U	5 U	5 U	5 U	5 U	5 U	5 U	5 U	5 U	5 U
1,1,1-Trichloroethane	ug/L	NS	1 U	1 U	1 U	1 U	1 U	1 U	1 U	1 U	1 U	1 U
Carbon Tetrachloride	ug/L	NS	1 U	1 U	1 U	1 U	1 U	1 U	1 U	1 U	1 U	1 U
Bromodichloromethane	ug/L	NS	1 U	1 U	1 U	1 U	1 U	1 U	1 U	1 U	1 U	1 U
1,2-Dichloropropane	ug/L	NS	1 U	1 U	1 U	1 U	1 U	1 U	1 U	1 U	1 U	1 U
cis-1,3-Dichloropropene	ug/L	NS	1 U	1 U	1 U	1 U	1 U	1 U	1 U	1 U	1 U	1 U
Trichloroethene	ug/L	NS	130	34	540	100	4.6	2	6.8	0.4 J	0.5 J	1 U
Dibromochloromethane	ug/L	NS	1 U	1 U	1 U	1 U	1 U	1 U	1 U	1 U	1 U	1 U
1,1,2-Trichloroethane	ug/L	NS	1 U	1 U	1 U	1 U	1 U	1 U	1 U	1 U	1 U	1 U
Benzene	ug/L	NS	1 U	1 U	1 U	1 U	1 U	1 U	1 U	1 U	1 U	1 U
Trans-1,3-Dichloropropene	ug/L	NS	1 U	1 U	1 U	1 U	1 U	1 U	1 U	1 U	1 U	1 U
Bromoform	ug/L	NS	1 U	1 U	1 U	1 U	1 U	1 U	1 U	1 U	1 U	1 U
4-Methyl-2-pentanone	ug/L	NS	5 U	5 U	5 U	5 U	5 U	5 U	5 U	5 U	5 U	5 U
2-Hexanone	ug/L	NS	5 U	5 U	5 U	5 U	5 U	5 U	5 U	5 U	5 U	5 U
Tetrachloroethene	ug/L	NS	51	1.4	11	3.6	10	5.1	73	98	99	2
1,1,1,2-Tetrachloroethane	ug/L	NS	1 U	1 U	1 U	1 U	1 U	1 U	1 U	1 U	1 U	1 U
Toluene	ug/L	NS	1 U	1 U	1 U	1 U	1 U	1 U	1 U	1 U	1 U	1 U
Chlorobenzene	ug/L	NS	1 U	1 U	1 U	1 U	1 U	1 U	1 U	1 U	1 U	1 U
Ethylbenzene	ug/L	NS	1 U	1 U	1 U	1 U	1 U	1 U	1 U	1 U	1 U	1 U
Styrene	ug/L	NS	1 U	1 U	1 U	1 U	1 U	1 U	1 U	1 U	1 U	1 U
Xylene (total)	ug/L	NS	1 U	1 U	1 U	1 U	1 U	1 U	1 U	1 U	1 U	1 U

Notes: U = Compound was analyzed for but not detected. Value shown is the method detection limit for quantification.

J = Indicates an estimated value.

NS = Not Sampled

Table 2-4
 Summary of Groundwater Analytical Results - August 2014
 Black & Decker
 Hampstead, Maryland

PARAMETER	Units	RFW-1A	RFW-1B	RFW-2A	RFW-2B	RFW-3B	RFW-4A	RFW-4A (DUP)	RFW-4B	RFW-5A	RFW-6	RFW-7	RFW-8	RFW-9	RFW-10
Chloromethane	ug/L	1 U	1 U	1 U	1 U	1 U	1 U	1 U	1 U	NS	1 U	1 U	NS	1 U	NS
Bromomethane	ug/L	1 U	1 U	1 U	1 U	1 U	1 U	1 U	1 U	NS	1 U	1 U	NS	1 U	NS
Vinyl Chloride	ug/L	1 U	1 U	1 U	1 U	1 U	1 U	1 U	1 U	NS	1 U	1 U	NS	1 U	NS
Chloroethane	ug/L	1 U	1 U	1 U	1 U	1.6	1 U	1 U	1 U	NS	1 U	1 U	NS	1 U	NS
Methylene Chloride	ug/L	2 U	2 U	2 U	2 U	2 U	1 U	1 U	1 U	NS	1 U	7	NS	1 U	NS
Acetone	ug/L	5 U	5 U	5 U	5 U	5 U	5 U	5 U	5 U	NS	5 U	5 U	NS	5 U	NS
Carbon Disulfide	ug/L	5 U	5 U	5 U	5 U	5 U	5 U	5 U	5 U	NS	5 U	5 U	NS	5 U	NS
1,1-Dichloroethene	ug/L	1 U	1 U	1 U	1 U	1 U	1 U	1 U	1 U	NS	1 U	1 U	NS	0.6 J	NS
1,1-Dichloroethane	ug/L	1 U	1 U	1 U	1 U	1 U	1 U	1 U	1 U	NS	1 U	1 U	NS	0.7 J	NS
1,2-Dichloroethene (total)	ug/L	1 U	1 U	1 U	1 U	1.2	0.9 J	0.9 J	3	NS	1 U	1 U	NS	15	NS
Chloroform	ug/L	1 U	1 U	1 U	1 U	1 U	0.6 J	0.5 J	1.2	NS	1 U	1 U	NS	1 U	NS
1,2-Dichloroethane	ug/L	1 U	1 U	1 U	1 U	1 U	1 U	1 U	1 U	NS	1 U	1 U	NS	1 U	NS
2-Butanone	ug/L	5 U	5 U	5 U	5 U	5 U	5 U	5 U	5 U	NS	5 U	5 U	NS	5 U	NS
1,1,1-Trichloroethane	ug/L	1 U	1 U	1 U	1 U	1 U	1 U	1 U	1 U	NS	1 U	1 U	NS	0.6 J	NS
Carbon Tetrachloride	ug/L	1 U	1 U	1 U	1 U	1 U	1 U	1 U	1 U	NS	1 U	1 U	NS	1 U	NS
Bromodichloromethane	ug/L	1 U	1 U	1 U	1 U	1 U	1 U	1 U	1 U	NS	1 U	1 U	NS	1 U	NS
1,2-Dichloropropane	ug/L	1 U	1 U	1 U	1 U	1 U	1 U	1 U	1 U	NS	1 U	1 U	NS	1 U	NS
cis-1,3-Dichloropropene	ug/L	1 U	1 U	1 U	1 U	1 U	1 U	1 U	1 U	NS	1 U	1 U	NS	1 U	NS
Trichloroethene	ug/L	1 U	1 U	0.3 J	0.3 J	1 U	34	33	48	NS	0.5 J	2.1	NS	7.5	NS
Dibromochloromethane	ug/L	1 U	1 U	1 U	1 U	1 U	1 U	1 U	1 U	NS	1 U	1 U	NS	1 U	NS
1,1,2-Trichloroethane	ug/L	1 U	1 U	1 U	1 U	1 U	1 U	1 U	1 U	NS	1 U	1 U	NS	1 U	NS
Benzene	ug/L	1 U	1 U	1 U	1 U	1 U	1 U	1 U	1 U	NS	1 U	0.2 J	NS	1 U	NS
Trans-1,3-Dichloropropene	ug/L	1 U	1 U	1 U	1 U	1 U	1 U	1 U	1 U	NS	1 U	1 U	NS	1 U	NS
Bromoform	ug/L	1 U	1 U	1 U	1 U	1 U	1 U	1 U	1 U	NS	1 U	1 U	NS	1 U	NS
4-Methyl-2-pentanone	ug/L	5 U	5 U	5 U	1 U	5 U	5 U	5 U	5 U	NS	5 U	5 U	NS	5 U	NS
2-Hexanone	ug/L	5 U	5 U	5 U	5 U	5 U	5 U	5 U	5 U	NS	5 U	5 U	NS	5 U	NS
Tetrachloroethene	ug/L	1 U	1 U	1 U	1 U	0.7 J	28	28	84	NS	0.7 J	1 U	NS	4.2	NS
1,1,2,2-Tetrachloroethane	ug/L	1 U	1 U	1 U	1 U	1 U	1 U	1 U	1 U	NS	1 U	1 U	NS	1 U	NS
Toluene	ug/L	1 U	1 U	1 U	1 U	1 U	1 U	1 U	1 U	NS	1 U	1 U	NS	1 U	NS
Chlorobenzene	ug/L	1 U	1 U	1 U	1 U	1 U	1 U	1 U	1 U	NS	1 U	1 U	NS	1 U	NS
Ethylbenzene	ug/L	1 U	1 U	1 U	1 U	1 U	1 U	1 U	1 U	NS	1 U	1 U	NS	1 U	NS
Styrene	ug/L	1 U	1 U	1 U	1 U	1 U	1 U	1 U	1 U	NS	1 U	1 U	NS	1 U	NS
Xylene (total)	ug/L	1 U	1 U	1 U	1 U	1 U	1 U	1 U	1 U	NS	1 U	1 U	NS	1 U	NS

Notes: DUP = Duplicate sample
 NS = Not sampled

U = Compound was analyzed for but not detected. Value shown is the method detection limit for quantification.
 J = Indicates an estimated value.

Table 2-4
Summary of Groundwater Analytical Results - August 2014
Black & Decker
Hampstead, Maryland

PARAMETER	Units	RFW-11A	RFW-11B	RFW-12B	RFW-13	RFW-16	RFW-17	Leister Dairy	Leister Res. #1	Leister Res. #2	Trip Blank	RFW-20	RFW-21	Town #22	Town #23	Trip Blank
		USEPA drinking water method 524.2														
Chloromethane	ug/L	NS	1 U	1 U	1 U	NS	1 U	ABD	ABD	ABD	1 U	0.5 U	0.5 U	0.5 U	0.5 U	0.5 U
Bromomethane	ug/L	NS	1 U	1 U	1 U	NS	1 U	ABD	ABD	ABD	1 U	1 U	1 U	1 U	1 U	1 U
Vinyl Chloride	ug/L	NS	1 U	1 U	1 U	NS	1 U	ABD	ABD	ABD	1 U	0.5 U	0.5 U	0.5 U	0.5 U	0.5 U
Chloroethane	ug/L	NS	1 U	1 U	1 U	NS	1 U	ABD	ABD	ABD	1 U	1 U	1 U	1 U	1 U	1 U
Methylene Chloride	ug/L	NS	1 U	2 U	2 U	NS	2 U	ABD	ABD	ABD	2 U	0.5 U	0.5 U	0.5 U	0.5 U	0.5 U
Acetone	ug/L	NS	5 U	5 U	5 U	NS	5 U	ABD	ABD	ABD	5 U	10 U	10 U	10 U	10 U	10 U
Carbon Disulfide	ug/L	NS	5 U	5 U	5 U	NS	5 U	ABD	ABD	ABD	5 U	NA	NA	NA	NA	NA
1,1-Dichloroethene	ug/L	NS	1 U	1 U	1 U	NS	1 U	ABD	ABD	ABD	1 U	0.5 U	0.5 U	0.5 U	0.5 U	0.5 U
1,1-Dichloroethane	ug/L	NS	1 U	1 U	1 U	NS	1 U	ABD	ABD	ABD	1 U	0.5 U	0.5 U	0.5 U	0.5 U	0.5 U
1,2-Dichloroethene (total)	ug/L	NS	1 U	1.6	0.7 J	NS	1 U	ABD	ABD	ABD	1 U	0.5 U	0.5 U	0.5 U	0.5 U	0.5 U
Chloroform	ug/L	NS	1 U	1 U	1 U	NS	1 U	ABD	ABD	ABD	1 U	0.5 U	0.5 U	0.4 J	0.5 U	0.5 U
1,2-Dichloroethane	ug/L	NS	1 U	1 U	1 U	NS	1 U	ABD	ABD	ABD	1 U	0.5 U	0.5 U	0.5 U	0.5 U	0.5 U
2-Butanone	ug/L	NS	5 U	5 U	5 U	NS	5 U	ABD	ABD	ABD	5 U	10 U	10 U	10 U	10 U	10 U
1,1,1-Trichloroethane	ug/L	NS	1 U	1 U	1 U	NS	1 U	ABD	ABD	ABD	1 U	0.5 U	0.5 U	0.5 U	0.5 U	0.5 U
Carbon Tetrachloride	ug/L	NS	1 U	1 U	1 U	NS	1 U	ABD	ABD	ABD	1 U	0.5 U	0.5 U	0.5 U	0.5 U	0.5 U
Bromodichloromethane	ug/L	NS	1 U	1 U	1 U	NS	1 U	ABD	ABD	ABD	1 U	0.5 U	0.5 U	0.5 U	0.5 U	0.5 U
1,2-Dichloropropane	ug/L	NS	1 U	1 U	1 U	NS	1 U	ABD	ABD	ABD	1 U	0.5 U	0.5 U	0.5 U	0.5 U	0.5 U
cis-1,3-Dichloropropene	ug/L	NS	1 U	1 U	1 U	NS	1 U	ABD	ABD	ABD	1 U	0.5 U	0.5 U	0.5 U	0.5 U	0.5 U
Trichloroethene	ug/L	NS	1.8	60	2.5	NS	1 U	ABD	ABD	ABD	1 U	0.5 U	0.5 U	0.5 U	0.5 U	0.5 U
Dibromochloromethane	ug/L	NS	1 U	1 U	1 U	NS	1 U	ABD	ABD	ABD	1 U	0.5 U	0.5 U	0.5 U	0.5 U	0.5 U
1,1,2-Trichloroethane	ug/L	NS	1 U	1 U	1 U	NS	1 U	ABD	ABD	ABD	1 U	0.5 U	0.5 U	0.5 U	0.5 U	0.5 U
Benzene	ug/L	NS	1 U	1 U	1 U	NS	0.6	ABD	ABD	ABD	1 U	0.5 U	0.5 U	0.5 U	0.5 U	0.5 U
Trans-1,3-Dichloropropene	ug/L	NS	1 U	1 U	1 U	NS	1 U	ABD	ABD	ABD	1 U	0.5 U	0.5 U	0.5 U	0.5 U	0.5 U
Bromoform	ug/L	NS	1 U	1 U	1 U	NS	1 U	ABD	ABD	ABD	1 U	0.5 U	0.5 U	0.5 U	0.5 U	0.5 U
4-Methyl-2-pentanone	ug/L	NS	5 U	5 U	5 U	NS	5 U	ABD	ABD	ABD	5 U	10 U	10 U	10 U	10 U	10 U
2-Hexanone	ug/L	NS	5 U	5 U	5 U	NS	5 U	ABD	ABD	ABD	5 U	10 U	10 U	10 U	10 U	10 U
Tetrachloroethene	ug/L	NS	1 U	4.5	15	NS	1 U	ABD	ABD	ABD	1 U	0.5 U	0.5 U	0.5 U	0.5 U	0.5 U
1,1,2,2-Tetrachloroethane	ug/L	NS	1 U	1 U	1 U	NS	1 U	ABD	ABD	ABD	1 U	0.5 U	0.5 U	0.5 U	0.5 U	0.5 U
Toluene	ug/L	NS	1 U	1 U	1 U	NS	1 U	ABD	ABD	ABD	1 U	0.5 U	0.5 U	0.5 U	0.5 U	0.5 U
Chlorobenzene	ug/L	NS	1 U	1 U	1 U	NS	1 U	ABD	ABD	ABD	1 U	0.5 U	0.5 U	0.5 U	0.5 U	0.5 U
Ethylbenzene	ug/L	NS	1 U	1 U	1 U	NS	1 U	ABD	ABD	ABD	1 U	0.5 U	0.5 U	0.5 U	0.5 U	0.5 U
Styrene	ug/L	NS	1 U	1 U	1 U	NS	1 U	ABD	ABD	ABD	1 U	0.5 U	0.5 U	0.5 U	0.5 U	0.5 U
Xylene (total)	ug/L	NS	1 U	1 U	1 U	NS	1 U	ABD	ABD	ABD	1 U	0.5 U	0.5 U	0.5 U	0.5 U	0.5 U

Notes: Samples from wells RFW-20 & 21, Town-22&23 are analyzed with the USEPA drinking water method 524.2 at the request of the MDE Source Protection and Appropriation Division. Samples from all of the other wells are analyzed with USEPA Method 8260.

NS = Not sampled

U = Compound was analyzed but not detected.

ABD = Well has been abandoned

RFW -20 was not sampled because it was damaged. The well is now repaired and will be sampled during the 4th quarter.

Table 2-5
Summary of Groundwater Analytical Results - November 2014
Stanley Black & Decker
Hampstead, Maryland

PARAMETER	Units	EW-1	EW-2	EW-3	EW-4	EW-5	EW-6	EW-7	EW-8	EW-9	EW-9 (DUP)	EW-10
Chloromethane	ug/L	NS	1 U	1 U	1 U	1 U	1 U	1 U	1 U	1 U	1 U	1 U
Bromomethane	ug/L	NS	1 U	1 U	1 U	1 U	1 U	1 U	1 U	1 U	1 U	1 U
Vinyl Chloride	ug/L	NS	1 U	1 U	1 U	1 U	1 U	1 U	1 U	1 U	1 U	1 U
Chloroethane	ug/L	NS	1 U	1 U	1 U	1 U	1 U	1 U	1 U	1 U	1 U	1 U
Methylene Chloride	ug/L	NS	2 U	2 U	2 U	2 U	2 U	2 U	2 U	2 U	2 U	2 U
Acetone	ug/L	NS	5 U	5 U	5 U	5 U	5 U	5 U	5 U	5 U	5 U	5 U
Carbon Disulfide	ug/L	NS	5 U	5 U	5 U	5 U	5 U	5 U	5 U	5.4	5 U	5 U
1,1-Dichloroethene	ug/L	NS	1 U	1 U	1 U	1 U	1 U	1 U	1 U	1 U	1 U	1 U
1,1-Dichloroethane	ug/L	NS	1 U	1 U	1 U	1 U	1 U	1 U	1 U	1 U	1 U	1 U
1,2-Dichloroethene (total)	ug/L	NS	3.8	2.2	1 U	1 U	1 U	3.9	18	1 U	1 U	1 U
Chloroform	ug/L	NS	1 U	1 U	1 U	1 U	1 U	1 U	1 U	1 U	1 U	1 U
1,2-Dichloroethane	ug/L	NS	1 U	1 U	1 U	1 U	1 U	1 U	1 U	1 U	1 U	1 U
2-Butanone	ug/L	NS	5 U	5 U	5 U	5 U	5 U	5 U	5 U	5 U	5 U	5 U
1,1,1-Trichloroethane	ug/L	NS	1 U	1 U	1 U	1 U	1 U	1 U	1 U	1 U	1 U	1 U
Carbon Tetrachloride	ug/L	NS	1 U	1 U	1 U	1 U	1 U	1 U	1 U	1 U	1 U	1 U
Bromodichloromethane	ug/L	NS	1 U	1 U	1 U	1 U	1 U	1 U	1 U	1 U	1 U	1 U
1,2-Dichloropropane	ug/L	NS	1 U	1 U	1 U	1 U	1 U	1 U	1 U	1 U	1 U	1 U
cis-1,3-Dichloropropene	ug/L	NS	1 U	1 U	1 U	1 U	1 U	1 U	1 U	1 U	1 U	1 U
Trichloroethene	ug/L	NS	140	43	660	110	6.4	2.7	5.9	0.6	0.5 J	1 U
Dibromochloromethane	ug/L	NS	1 U	1 U	1 U	1 U	1 U	1 U	1 U	1 U	1 U	1 U
1,1,2-Trichloroethane	ug/L	NS	1 U	1 U	1 U	1 U	1 U	1 U	1 U	1 U	1 U	1 U
Benzene	ug/L	NS	1 U	1 U	1 U	1 U	1 U	1 U	1 U	1 U	1 U	1 U
Trans-1,3-Dichloropropene	ug/L	NS	1 U	1 U	1 U	1 U	1 U	1 U	1 U	1 U	1 U	1 U
Bromoform	ug/L	NS	1 U	1 U	1 U	1 U	1 U	1 U	1 U	1 U	1 U	1 U
4-Methyl-2-pentanone	ug/L	NS	5 U	5 U	5 U	5 U	5 U	5 U	5 U	5 U	5 U	5 U
2-Hexanone	ug/L	NS	5 U	5 U	5 U	5 U	5 U	5 U	5 U	5 U	5 U	5 U
Tetrachloroethene	ug/L	NS	57	1.9	13	3.2	13	6.3	57	120	110	3.2
1,1,2,2-Tetrachloroethane	ug/L	NS	1 U	1 U	1 U	1 U	1 U	1 U	1 U	1 U	1 U	1 U
Toluene	ug/L	NS	1 U	1 U	1 U	1 U	1 U	1 U	1 U	1 U	1 U	1 U
Chlorobenzene	ug/L	NS	1 U	1 U	1 U	1 U	1 U	1 U	1 U	1 U	1 U	1 U
Ethylbenzene	ug/L	NS	1 U	1 U	1 U	1 U	1 U	1 U	1 U	1 U	1 U	1 U
Styrene	ug/L	NS	1 U	1 U	1 U	1 U	1 U	1 U	1 U	1 U	1 U	1 U
Xylene (total)	ug/L	NS	1 U	1 U	1 U	1 U	1 U	1 U	1 U	1 U	1 U	1 U

Notes: U = Compound was analyzed for but not detected. Value shown is the method detection limit for quantification.

J = Indicates an estimated value.

NS = Not Sampled

Table 2-5
 Summary of Groundwater Analytical Results - November 2014
 Stanley Black & Decker
 Hampstead, Maryland

PARAMETER	Units	RFW-1A	RFW-1B	RFW-2A	RFW-2B	RFW-3B	RFW-4A	RFW-4A (DUP)	RFW-4B	RFW-5A	RFW-6	RFW-7	RFW-8	RFW-9	RFW-10
Chloromethane	ug/L	1 U	1 U	1 U	1 U	1 U	1 U	1 U	1 U	NS	1 U	1 U	NS	1 U	NS
Bromomethane	ug/L	1 U	1 U	1 U	1 U	1 U	1 U	1 U	1 U	NS	1 U	1 U	NS	1 U	NS
Vinyl Chloride	ug/L	1 U	1 U	1 U	1 U	1 U	1 U	1 U	1 U	NS	1 U	1 U	NS	1 U	NS
Chloroethane	ug/L	1 U	1 U	1 U	1 U	1 U	1 U	1 U	1 U	NS	1 U	1 U	NS	1 U	NS
Methylene Chloride	ug/L	2 U	2 U	2 U	2 U	2 U	2 U	2 U	2 U	NS	2 U	2 U	NS	2 U	NS
Acetone	ug/L	5 U	5 U	5 U	5 U	5 U	5 U	5 U	5 U	NS	5 U	5 U	NS	5 U	NS
Carbon Disulfide	ug/L	5 U	5 U	5 U	5 U	5 U	5 U	5 U	5 U	NS	5 U	5 U	NS	5 U	NS
1,1-Dichloroethene	ug/L	1 U	1 U	1 U	1 U	1 U	1 U	1 U	1 U	NS	1 U	1 U	NS	0.7 J	NS
1,1-Dichloroethane	ug/L	1 U	1 U	1 U	1 U	1 U	1 U	1 U	1 U	NS	1 U	1 U	NS	1 U	NS
1,2-Dichloroethene (total)	ug/L	1 U	1 U	1 U	1 U	1.2	0.7 J	0.6 J	3	NS	0.6 J	1 U	NS	12	NS
Chloroform	ug/L	1 U	1 U	1 U	1 U	1 U	0.6 J	0.6 J	1.2	NS	1 U	1 U	NS	1 U	NS
1,2-Dichloroethane	ug/L	1 U	1 U	1 U	1 U	1 U	1 U	1 U	1 U	NS	1 U	1 U	NS	1 U	NS
2-Butanone	ug/L	5 U	5 U	5 U	5 U	5 U	5 U	5 U	5 U	NS	5 U	5 U	NS	5 U	NS
1,1,1-Trichloroethane	ug/L	1 U	1 U	1 U	1 U	1 U	1 U	1 U	1 U	NS	1 U	1 U	NS	0.6 J	NS
Carbon Tetrachloride	ug/L	1 U	1 U	1 U	1 U	1 U	1 U	1 U	1 U	NS	1 U	1 U	NS	1 U	NS
Bromodichloromethane	ug/L	1 U	1 U	1 U	1 U	1 U	1 U	1 U	1 U	NS	1 U	1 U	NS	1 U	NS
1,2-Dichloropropane	ug/L	1 U	1 U	1 U	1 U	1 U	1 U	1 U	1 U	NS	1 U	1 U	NS	1 U	NS
cis-1,3-Dichloropropene	ug/L	1 U	1 U	1 U	1 U	1 U	1 U	1 U	1 U	NS	1 U	1 U	NS	1 U	NS
Trichloroethene	ug/L	1 U	1 U	1 U	1 U	1 U	27	27	46	NS	1.2	1.1	NS	7.9	NS
Dibromochloromethane	ug/L	1 U	1 U	1 U	1 U	1 U	1 U	1 U	1 U	NS	1 U	1 U	NS	1 U	NS
1,1,2-Trichloroethane	ug/L	1 U	1 U	1 U	1 U	1 U	1 U	1 U	1 U	NS	1 U	1 U	NS	1 U	NS
Benzene	ug/L	1 U	1 U	1 U	1 U	1 U	1 U	1 U	1 U	NS	1 U	1 U	NS	1 U	NS
Trans-1,3-Dichloropropene	ug/L	1 U	1 U	1 U	1 U	1 U	1 U	1 U	1 U	NS	1 U	1 U	NS	1 U	NS
Bromoform	ug/L	1 U	1 U	1 U	1 U	1 U	1 U	1 U	1 U	NS	1 U	1 U	NS	1 U	NS
4-Methyl-2-pentanone	ug/L	5 U	5 U	5 U	1 U	5 U	5 U	5 U	5 U	NS	5 U	5 U	NS	5 U	NS
2-Hexanone	ug/L	5 U	5 U	5 U	5 U	5 U	5 U	5 U	5 U	NS	5 U	5 U	NS	5 U	NS
Tetrachloroethene	ug/L	1 U	1 U	1 U	1 U	1 U	21	22	78	NS	1.7	1 U	NS	3.5	NS
1,1,2,2-Tetrachloroethane	ug/L	1 U	1 U	1 U	1 U	1 U	1 U	1 U	1 U	NS	1 U	1 U	NS	1 U	NS
Toluene	ug/L	1 U	1 U	1 U	1 U	1 U	1 U	1 U	1 U	NS	1 U	1 U	NS	1 U	NS
Chlorobenzene	ug/L	1 U	1 U	1 U	1 U	1 U	1 U	1 U	1 U	NS	1 U	1 U	NS	1 U	NS
Ethylbenzene	ug/L	1 U	1 U	1 U	1 U	1 U	1 U	1 U	1 U	NS	1 U	1 U	NS	1 U	NS
Styrene	ug/L	1 U	1 U	1 U	1 U	1 U	1 U	1 U	1 U	NS	1 U	1 U	NS	1 U	NS
Xylene (total)	ug/L	1 U	1 U	1 U	1 U	1 U	1 U	1 U	1 U	NS	1 U	1 U	NS	1 U	NS

Notes: DUP = Duplicate sample
 NS = Not sampled

U = Compound was analyzed for but not detected. Value shown is the method detection limit for quantification.
 J = Indicates an estimated value.

Table 2-5
Summary of Groundwater Analytical Results - November 2014
Stanley Black & Decker
Hampstead, Maryland

PARAMETER	Units	RFW-11A	RFW-11B	RFW-12B	RFW-13	RFW-16	RFW-17	Leister Dairy	Leister Res. #1	Leister Res. #2	Trip Blank	USEPA drinking water method 524.2				
												RFW-20	RFW-21	Town #22	Town #23	Trip Blank
Chloromethane	ug/L	NS	1 U	1 U	1 U	NS	1 U	ABD	ABD	ABD	1 U	0.5 U	0.5 U	0.5 U	0.5 U	0.5 U
Bromomethane	ug/L	NS	1 U	1 U	1 U	NS	1 U	ABD	ABD	ABD	1 U	1 U	1 U	1 U	1 U	1 U
Vinyl Chloride	ug/L	NS	1 U	1 U	1 U	NS	1 U	ABD	ABD	ABD	1 U	0.5 U	0.5 U	0.5 U	0.5 U	0.5 U
Chloroethane	ug/L	NS	1 U	1 U	1 U	NS	1 U	ABD	ABD	ABD	1 U	1 U	1 U	1 U	1 U	1 U
Methylene Chloride	ug/L	NS	2 U	2 U	2 U	NS	2 U	ABD	ABD	ABD	2 U	0.5 U	0.5 U	0.5 U	0.5 U	0.5 U
Acetone	ug/L	NS	5 U	5 U	9.9	NS	5.6	ABD	ABD	ABD	5 U	10 U	10 U	10 U	10 U	10 U
Carbon Disulfide	ug/L	NS	5 U	5 U	5 U	NS	5 U	ABD	ABD	ABD	5 U	NA	NA	NA	NA	NA
1,1-Dichloroethene	ug/L	NS	1 U	1 U	1 U	NS	1 U	ABD	ABD	ABD	1 U	0.5 U	0.5 U	0.5 U	0.5 U	0.5 U
1,1-Dichloroethane	ug/L	NS	1 U	1 U	1 U	NS	1 U	ABD	ABD	ABD	1 U	0.5 U	0.5 U	0.5 U	0.5 U	0.5 U
1,2-Dichloroethene (total)	ug/L	NS	1 U	0.7 J	0.8 J	NS	1 U	ABD	ABD	ABD	1 U	0.5 U	0.5 U	0.5 U	0.5 U	0.5 U
Chloroform	ug/L	NS	1 U	1 U	1 U	NS	1 U	ABD	ABD	ABD	1 U	0.5 U	0.5 U	0.29 J	0.5 U	0.5 U
1,2-Dichloroethane	ug/L	NS	1 U	1 U	1 U	NS	1 U	ABD	ABD	ABD	1 U	0.5 U	0.5 U	0.5 U	0.5 U	0.5 U
2-Butanone	ug/L	NS	5 U	5 U	5 U	NS	5 U	ABD	ABD	ABD	5 U	10 U	10 U	10 U	10 U	10 U
1,1,1-Trichloroethane	ug/L	NS	1 U	1 U	1 U	NS	1 U	ABD	ABD	ABD	1 U	0.5 U	0.5 U	0.5 U	0.5 U	0.5 U
Carbon Tetrachloride	ug/L	NS	1 U	1 U	1 U	NS	1 U	ABD	ABD	ABD	1 U	0.5 U	0.5 U	0.5 U	0.5 U	0.5 U
Bromodichloromethane	ug/L	NS	1 U	1 U	1 U	NS	1 U	ABD	ABD	ABD	1 U	0.5 U	0.5 U	0.5 U	0.5 U	0.5 U
1,2-Dichloropropane	ug/L	NS	1 U	1 U	1 U	NS	1 U	ABD	ABD	ABD	1 U	0.5 U	0.5 U	0.5 U	0.5 U	0.5 U
cis-1,3-Dichloropropene	ug/L	NS	1 U	1 U	1 U	NS	1 U	ABD	ABD	ABD	1 U	0.5 U	0.5 U	0.5 U	0.5 U	0.5 U
Trichloroethene	ug/L	NS	2.7	170	2.9	NS	1 U	ABD	ABD	ABD	1 U	0.5	0.5 U	0.5 U	0.5 U	0.5 U
Dibromochloromethane	ug/L	NS	1 U	1 U	1 U	NS	1 U	ABD	ABD	ABD	1 U	0.5 U	0.5 U	0.5 U	0.5 U	0.5 U
1,1,2-Trichloroethane	ug/L	NS	1 U	1 U	1 U	NS	1 U	ABD	ABD	ABD	1 U	0.5 U	0.5 U	0.5 U	0.5 U	0.5 U
Benzene	ug/L	NS	1 U	1 U	1 U	NS	0.6	ABD	ABD	ABD	1 U	0.5 U	0.5 U	0.5 U	0.5 U	0.5 U
Trans-1,3-Dichloropropene	ug/L	NS	1 U	1 U	1 U	NS	1 U	ABD	ABD	ABD	1 U	0.5 U	0.5 U	0.5 U	0.5 U	0.5 U
Bromoform	ug/L	NS	1 U	1 U	1 U	NS	1 U	ABD	ABD	ABD	1 U	0.5 U	0.5 U	0.5 U	0.5 U	0.5 U
4-Methyl-2-pentanone	ug/L	NS	5 U	5 U	5 U	NS	5 U	ABD	ABD	ABD	5 U	10 U	10 U	10 U	10 U	10 U
2-Hexanone	ug/L	NS	5 U	5 U	5 U	NS	5 U	ABD	ABD	ABD	5 U	10 U	10 U	10 U	10 U	10 U
Tetrachloroethene	ug/L	NS	1 U	10	17	NS	1 U	ABD	ABD	ABD	1 U	0.5 U	0.5 U	0.58	0.5 U	0.5 U
1,1,2,2-Tetrachloroethane	ug/L	NS	1 U	1 U	1 U	NS	1 U	ABD	ABD	ABD	1 U	0.5 U	0.5 U	0.5 U	0.5 U	0.5 U
Toluene	ug/L	NS	1 U	1 U	1 U	NS	1 U	ABD	ABD	ABD	1 U	0.5 U	0.5 U	0.5 U	0.5 U	0.5 U
Chlorobenzene	ug/L	NS	1 U	1 U	1 U	NS	1 U	ABD	ABD	ABD	1 U	0.5 U	0.5 U	0.5 U	0.5 U	0.5 U
Ethylbenzene	ug/L	NS	1 U	1 U	1 U	NS	1 U	ABD	ABD	ABD	1 U	0.5 U	0.5 U	0.5 U	0.5 U	0.5 U
Styrene	ug/L	NS	1 U	1 U	1 U	NS	1 U	ABD	ABD	ABD	1 U	0.5 U	0.5 U	0.5 U	0.5 U	0.5 U
Xylene (total)	ug/L	NS	1 U	1 U	1 U	NS	1 U	ABD	ABD	ABD	1 U	0.5 U	0.5 U	0.5 U	0.5 U	0.5 U

Notes: Samples from wells RFW-20 & 21, Town-22&23 are analyzed with the USEPA drinking water method 524.2 at the request of the MDE Source Protection and Appropriation Division. Samples from all of the other wells are analyzed with USEPA Method 8260.

NS = Not sampled

U = Compound was analyzed but not detected.

ABD = Well has been abandoned

Table 2-6
 Summary of Groundwater Analytical Results - February 2015
 Stanley Black & Decker
 Hampstead, Maryland

PARAMETER	Units	EW-1	EW-2	EW-3	EW-4	EW-5	EW-6	EW-7	EW-8	EW-9	EW-9 (DUP)	EW-10
Chloromethane	ug/L	NS	1 U	1 U	1 U	1 U	1 U	1 U	1 U	1 U	1 U	1 U
Bromomethane	ug/L	NS	1 U	1 U	1 U	1 U	1 U	1 U	1 U	1 U	1 U	1 U
Vinyl Chloride	ug/L	NS	1 U	1 U	1 U	1 U	1 U	1 U	1 U	1 U	1 U	1 U
Chloroethane	ug/L	NS	1 U	1 U	1 U	1 U	1 U	1 U	1 U	1 U	1 U	1 U
Methylene Chloride	ug/L	NS	2 U	2 U	2 U	2 U	2 U	2 U	2 U	2 U	2 U	2 U
Acetone	ug/L	NS	5 U	5 U	5 U	5 U	5 U	5 U	5 U	5 U	5 U	5 U
Carbon Disulfide	ug/L	NS	5 U	5 U	5 U	5 U	5 U	5 U	5 U	5 U	5 U	5 U
1,1-Dichloroethene	ug/L	NS	1 U	1 U	1 U	1 U	1 U	1 U	1 U	1 U	1 U	1 U
1,1-Dichloroethane	ug/L	NS	1 U	1 U	1 U	1 U	1 U	0.6 J	0.8 J	1 U	1 U	1 U
1,2-Dichloroethene (total)	ug/L	NS	3.8	1.9	1 U	1 U	1 U	6.7	25	1 U	1 U	1 U
Chloroform	ug/L	NS	1 U	1 U	1 U	1 U	1 U	1 U	1 U	1 U	1 U	1 U
1,2-Dichloroethane	ug/L	NS	1 U	1 U	1 U	1 U	1 U	1 U	1 U	1 U	1 U	1 U
2-Butanone	ug/L	NS	5 U	5 U	5 U	5 U	5 U	5 U	5 U	5 U	5 U	5 U
1,1,1-Trichloroethane	ug/L	NS	1 U	1 U	1 U	1 U	1 U	1 U	1 U	1 U	1 U	1 U
Carbon Tetrachloride	ug/L	NS	1 U	1 U	1 U	1 U	1 U	1 U	1 U	1 U	1 U	1 U
Bromodichloromethane	ug/L	NS	1 U	1 U	1 U	1 U	1 U	1 U	1 U	1 U	1 U	1 U
1,2-Dichloropropane	ug/L	NS	1 U	1 U	1 U	1 U	1 U	1 U	1 U	1 U	1 U	1 U
cis-1,3-Dichloropropene	ug/L	NS	1 U	1 U	1 U	1 U	1 U	1 U	1 U	1 U	1 U	1 U
Trichloroethene	ug/L	NS	180	37	340	110	6.2	4.7	7.3	0.6	0.5 J	1 U
Dibromochloromethane	ug/L	NS	1 U	1 U	1 U	1 U	1 U	1 U	1 U	1 U	1 U	1 U
1,1,2-Trichloroethane	ug/L	NS	1 U	1 U	1 U	1 U	1 U	1 U	1 U	1 U	1 U	1 U
Benzene	ug/L	NS	1 U	1 U	1 U	1 U	1 U	1 U	1 U	1 U	1 U	1 U
Trans-1,3-Dichloropropene	ug/L	NS	1 U	1 U	1 U	1 U	1 U	1 U	1 U	1 U	1 U	1 U
Bromoform	ug/L	NS	1 U	1 U	1 U	1 U	1 U	1 U	1 U	1 U	1 U	1 U
4-Methyl-2-pentanone	ug/L	NS	5 U	5 U	5 U	5 U	5 U	5 U	5 U	5 U	5 U	5 U
2-Hexanone	ug/L	NS	5 U	5 U	5 U	5 U	5 U	5 U	5 U	5 U	5 U	5 U
Tetrachloroethene	ug/L	NS	51	1.6	8.3	4.5	11	11	70	140	100	5 U
1,1,2,2-Tetrachloroethane	ug/L	NS	1 U	1 U	1 U	1 U	1 U	1 U	1 U	1 U	1 U	0.4 J
Toluene	ug/L	NS	1 U	1 U	1 U	1 U	1 U	1 U	1 U	1 U	1 U	1 U
Chlorobenzene	ug/L	NS	1 U	1 U	1 U	1 U	1 U	1 U	1 U	1 U	1 U	1 U
Ethylbenzene	ug/L	NS	1 U	1 U	1 U	1 U	1 U	1 U	1 U	1 U	1 U	1 U
Styrene	ug/L	NS	1 U	1 U	1 U	1 U	1 U	1 U	1 U	1 U	1 U	1 U
Xylene (total)	ug/L	NS	1 U	1 U	1 U	1 U	1 U	1 U	1 U	1 U	1 U	1 U

Notes: U = Compound was analyzed for but not detected. Value shown is the method detection limit for quantification.

J = Indicates an estimated value.

NS = Not Sampled

Table 2-6
Summary of Groundwater Analytical Results - February 2015
Stanley Black & Decker
Hampstead, Maryland

PARAMETER	Units	RFW-1A	RFW-1B	RFW-2A	RFW-2B	RFW-3B	RFW-4A	RFW-4A (DUP)	RFW-4B	RFW-5A	RFW-6	RFW-7	RFW-8	RFW-9	RFW-10
Chloromethane	ug/L	1 U	1 U	1 U	1 U	1 U	1 U	1 U	1 U	NS	1 U	1 U	NS	1 U	NS
Bromomethane	ug/L	1 U	1 U	1 U	1 U	1 U	1 U	1 U	1 U	NS	1 U	1 U	NS	1 U	NS
Vinyl Chloride	ug/L	1 U	1 U	1 U	1 U	1 U	1 U	1 U	1 U	NS	1 U	1 U	NS	1 U	NS
Chloroethane	ug/L	1 U	1 U	1 U	1 U	1 U	1 U	1 U	1 U	NS	1 U	1 U	NS	1 U	NS
Methylene Chloride	ug/L	2 U	2 U	2 U	2 U	2 U	2 U	2 U	2 U	NS	2 U	2 U	NS	2 U	NS
Acetone	ug/L	5 U	5 U	5 U	5 U	5 U	5 U	5 U	5 U	NS	5 U	5 U	NS	5 U	NS
Carbon Disulfide	ug/L	5 U	5 U	5 U	5 U	5 U	5 U	5 U	5 U	NS	5 U	5 U	NS	5 U	NS
1,1-Dichloroethene	ug/L	1 U	1 U	1 U	1 U	1 U	1 U	1 U	1 U	NS	1 U	1 U	NS	0.6 J	NS
1,1-Dichloroethane	ug/L	1 U	1 U	1 U	1 U	1 U	1 U	1 U	1 U	NS	1 U	1 U	NS	1 U	NS
1,2-Dichloroethene (total)	ug/L	1 U	1 U	1 U	1 U	1 U	0.6 J	0.7 J	1 U	NS	1 U	1 U	NS	8.3	NS
Chloroform	ug/L	1 U	1 U	1 U	1 U	1 U	0.5 J	0.5 J	2.8	NS	1 U	1 U	NS	1 U	NS
1,2-Dichloroethane	ug/L	1 U	1 U	1 U	1 U	1 U	1 U	1 U	1 U	NS	1 U	1 U	NS	1 U	NS
2-Butanone	ug/L	5 U	5 U	5 U	5 U	5 U	5 U	5 U	5 U	NS	5 U	5 U	NS	5 U	NS
1,1,1-Trichloroethane	ug/L	1 U	1 U	1 U	1 U	1 U	1 U	1 U	1 U	NS	1 U	1 U	NS	1 U	NS
Carbon Tetrachloride	ug/L	1 U	1 U	1 U	1 U	1 U	1 U	1 U	1 U	NS	1 U	1 U	NS	1 U	NS
Bromodichloromethane	ug/L	1 U	1 U	1 U	1 U	1 U	1 U	1 U	1 U	NS	1 U	1 U	NS	1 U	NS
1,2-Dichloropropane	ug/L	1 U	1 U	1 U	1 U	1 U	1 U	1 U	1 U	NS	1 U	1 U	NS	1 U	NS
cis-1,3-Dichloropropene	ug/L	1 U	1 U	1 U	1 U	1 U	1 U	1 U	1 U	NS	1 U	1 U	NS	1 U	NS
Trichloroethene	ug/L	1 U	1 U	1 U	0.7	1 U	27	25	18	NS	1 U	1 U	NS	8.2	NS
Dibromochloromethane	ug/L	1 U	1 U	1 U	1 U	1 U	1 U	1 U	1 U	NS	1 U	1 U	NS	1 U	NS
1,1,2-Trichloroethane	ug/L	1 U	1 U	1 U	1 U	1 U	1 U	1 U	1 U	NS	1 U	1 U	NS	1 U	NS
Benzene	ug/L	1 U	1 U	1 U	1 U	1 U	1 U	1 U	1 U	NS	1 U	1 U	NS	1 U	NS
Trans-1,3-Dichloropropene	ug/L	1 U	1 U	1 U	1 U	1 U	1 U	1 U	1 U	NS	1 U	1 U	NS	1 U	NS
Bromoform	ug/L	1 U	1 U	1 U	1 U	1 U	1 U	1 U	1 U	NS	1 U	1 U	NS	1 U	NS
4-Methyl-2-pentanone	ug/L	5 U	5 U	5 U	1 U	5 U	5 U	5 U	5 U	NS	5 U	5 U	NS	5 U	NS
2-Hexanone	ug/L	5 U	5 U	5 U	5 U	5 U	5 U	5 U	5 U	NS	5 U	5 U	NS	5 U	NS
Tetrachloroethene	ug/L	1 U	1 U	1 U	1 U	1 U	17	15	36	NS	1 U	1 U	NS	2.7	NS
1,1,2,2-Tetrachloroethane	ug/L	1 U	1 U	1 U	1 U	1 U	1 U	1 U	1 U	NS	1 U	1 U	NS	1 U	NS
Toluene	ug/L	1 U	1 U	1 U	1 U	1 U	1 U	1 U	1 U	NS	1 U	0.3 J	NS	1 U	NS
Chlorobenzene	ug/L	1 U	1 U	1 U	1 U	1 U	1 U	1 U	1 U	NS	1 U	1 U	NS	1 U	NS
Ethylbenzene	ug/L	1 U	1 U	1 U	1 U	1 U	1 U	1 U	1 U	NS	1 U	1 U	NS	1 U	NS
Styrene	ug/L	1 U	1 U	1 U	1 U	1 U	1 U	1 U	1 U	NS	1 U	1 U	NS	1 U	NS
Xylene (total)	ug/L	1 U	1 U	1 U	1 U	1 U	1 U	1 U	1 U	NS	1 U	1 U	NS	1 U	NS

Notes: DUP = Duplicate sample
NS = Not sampled

U = Compound was analyzed for but not detected. Value shown is the method detection limit for quantification.
J = Indicates an estimated value.

Table 2-6
Summary of Groundwater Analytical Results - February 2015
Stanley Black & Decker
Hampstead, Maryland

PARAMETER	Units	RFW-11A	RFW-11B	RFW-12B	RFW-13	RFW-16	RFW-17	Leister Dairy	Leister Res. #1	Leister Res. #2	Trip Blank	RFW-20	RFW-21	Town #22	Town #23	Trip Blank
		USEPA drinking water method 524.2														
Chloromethane	ug/L	NS	1 U	1 U	1 U	NS	1 U	ABD	ABD	ABD	1 U	0.5 U	0.5 U	0.5 U	0.5 U	0.5 U
Bromomethane	ug/L	NS	1 U	1 U	1 U	NS	1 U	ABD	ABD	ABD	1 U	1 U	1 U	1 U	1 U	1 U
Vinyl Chloride	ug/L	NS	1 U	1 U	1 U	NS	1 U	ABD	ABD	ABD	1 U	0.5 U	0.5 U	0.5 U	0.5 U	0.5 U
Chloroethane	ug/L	NS	1 U	1 U	1 U	NS	1 U	ABD	ABD	ABD	1 U	1 U	1 U	1 U	1 U	1 U
Methylene Chloride	ug/L	NS	2 U	2 U	2 U	NS	2 U	ABD	ABD	ABD	1.1 J	0.5 U	0.5 U	0.5 U	0.5 U	0.5 U
Acetone	ug/L	NS	5 U	5 U	5 U	NS	1 U	ABD	ABD	ABD	7.9	10 U	10 U	10 U	10 U	10 U
Carbon Disulfide	ug/L	NS	5 U	5 U	5 U	NS	5 U	ABD	ABD	ABD	5 U	NA	NA	NA	NA	NA
1,1-Dichloroethene	ug/L	NS	1 U	1 U	1 U	NS	1 U	ABD	ABD	ABD	1 U	0.5 U	0.5 U	0.5 U	0.5 U	0.5 U
1,1-Dichloroethane	ug/L	NS	1 U	1 U	1 U	NS	1 U	ABD	ABD	ABD	1 U	0.5 U	0.5 U	0.5 U	0.5 U	0.5 U
1,2-Dichloroethene (total)	ug/L	NS	1 U	1 U	1 U	NS	1 U	ABD	ABD	ABD	1 U	0.5 U	0.5 U	0.5 U	0.5 U	0.5 U
Chloroform	ug/L	NS	1 U	1 U	1 U	NS	1 U	ABD	ABD	ABD	1 U	0.5 U	0.5 U	0.5 U	0.5 U	0.5 U
1,2-Dichloroethane	ug/L	NS	1 U	1 U	1 U	NS	1 U	ABD	ABD	ABD	1 U	0.5 U	0.5 U	0.5 U	0.5 U	0.5 U
2-Butanone	ug/L	NS	5 U	5 U	5 U	NS	5 U	ABD	ABD	ABD	5 U	10 U	10 U	10 U	10 U	10 U
1,1,1-Trichloroethane	ug/L	NS	1 U	1 U	1 U	NS	1 U	ABD	ABD	ABD	1 U	0.5 U	0.5 U	0.5 U	0.5 U	0.5 U
Carbon Tetrachloride	ug/L	NS	1 U	1 U	1 U	NS	1 U	ABD	ABD	ABD	1 U	0.5 U	0.5 U	0.5 U	0.5 U	0.5 U
Bromodichloromethane	ug/L	NS	1 U	1 U	1 U	NS	1 U	ABD	ABD	ABD	1 U	0.5 U	0.5 U	0.5 U	0.5 U	0.5 U
1,2-Dichloropropane	ug/L	NS	1 U	1 U	1 U	NS	1 U	ABD	ABD	ABD	1 U	0.5 U	0.5 U	0.5 U	0.5 U	0.5 U
cis-1,3-Dichloropropene	ug/L	NS	1 U	1 U	1 U	NS	1 U	ABD	ABD	ABD	1 U	0.5 U	0.5 U	0.5 U	0.5 U	0.5 U
Trichloroethene	ug/L	NS	2.6	190	3.4	NS	1 U	ABD	ABD	ABD	1 U	0.5	0.5 U	0.5 U	0.5 U	0.5 U
Dibromochloromethane	ug/L	NS	1 U	1 U	1 U	NS	1 U	ABD	ABD	ABD	1 U	0.5 U	0.5 U	0.5 U	0.5 U	0.5 U
1,1,2-Trichloroethane	ug/L	NS	1 U	1 U	1 U	NS	1 U	ABD	ABD	ABD	1 U	0.5 U	0.5 U	0.5 U	0.5 U	0.5 U
Benzene	ug/L	NS	1 U	1 U	1 U	NS	1 U	ABD	ABD	ABD	1 U	0.5 U	0.5 U	0.5 U	0.5 U	0.5 U
Trans-1,3-Dichloropropene	ug/L	NS	1 U	1 U	1 U	NS	1 U	ABD	ABD	ABD	1 U	0.5 U	0.5 U	0.5 U	0.5 U	0.5 U
Bromoform	ug/L	NS	1 U	1 U	1 U	NS	1 U	ABD	ABD	ABD	1 U	0.5 U	0.5 U	0.5 U	0.5 U	0.5 U
4-Methyl-2-pentanone	ug/L	NS	5 U	5 U	5 U	NS	5 U	ABD	ABD	ABD	5 U	10 U	10 U	10 U	10 U	10 U
2-Hexanone	ug/L	NS	5 U	5 U	5 U	NS	5 U	ABD	ABD	ABD	5 U	10 U	10 U	10 U	10 U	10 U
Tetrachloroethene	ug/L	NS	1 U	7.3	17	NS	1 U	ABD	ABD	ABD	1 U	0.5 U	0.5 U	0.33 J	0.5 U	0.5 U
1,1,2,2-Tetrachloroethane	ug/L	NS	1 U	1 U	1 U	NS	1 U	ABD	ABD	ABD	1 U	0.5 U	0.5 U	0.5 U	0.5 U	0.5 U
Toluene	ug/L	NS	1 U	1 U	1 U	NS	1 U	ABD	ABD	ABD	0.7	0.5 U	0.5 U	0.5 U	0.5 U	0.5 U
Chlorobenzene	ug/L	NS	1 U	1 U	1 U	NS	1 U	ABD	ABD	ABD	1 U	0.5 U	0.5 U	0.5 U	0.5 U	0.5 U
Ethylbenzene	ug/L	NS	1 U	1 U	1 U	NS	1 U	ABD	ABD	ABD	1 U	0.5 U	0.5 U	0.5 U	0.5 U	0.5 U
Styrene	ug/L	NS	1 U	1 U	1 U	NS	1 U	ABD	ABD	ABD	1 U	0.5 U	0.5 U	0.5 U	0.5 U	0.5 U
Xylenes (total)	ug/L	NS	1 U	1 U	1 U	NS	1 U	ABD	ABD	ABD	0.3 J	0.5 U	0.5 U	0.5 U	0.5 U	0.5 U

Notes: Samples from wells RFW-20 & 21, Town-22&23 are analyzed with the USEPA drinking water method 524.2 at the request of the MDE Source Protection and Appropriation Division.
Samples from all of the other wells are analyzed with USEPA Method 8260.

NS = Not sampled

U = Compound was analyzed but not detected.

ABD = Well has been abandoned

Table 2-7
Summary of Groundwater Analytical Results - May 2015
Black & Decker
Hampstead, Maryland

PARAMETER	Units	EW-1	EW-2	EW-3	EW-4	EW-5	EW-6	EW-7	EW-8	EW-9	EW-9 (DUP)	EW-10
Chloromethane	ug/L	NS	1 U	1 U	1 U	1 U	1 U	1 U	1 U	1 U	1 U	1 U
Bromomethane	ug/L	NS	1 U	1 U	1 U	1 U	1 U	1 U	1 U	1 U	1 U	1 U
Vinyl Chloride	ug/L	NS	1 U	1 U	1 U	1 U	1 U	1 U	1 U	1 U	1 U	1 U
Chloroethane	ug/L	NS	1 U	1 U	1 U	1 U	1 U	1 U	1 U	1 U	1 U	1 U
Methylene Chloride	ug/L	NS	2 U	2 U	2 U	2 U	2 U	2 U	2 U	2 U	2 U	2 U
Acetone	ug/L	NS	5 U	5 U	5 U	5 U	5.1	5 U	5 U	5 U	5 U	5 U
Carbon Disulfide	ug/L	NS	5 U	5 U	5 U	5 U	5 U	5 U	5 U	5 U	5 U	5 U
1,1-Dichloroethene	ug/L	NS	1 U	1 U	1 U	1 U	1 U	1 U	1 U	1 U	1 U	1 U
1,1-Dichloroethane	ug/L	NS	1 U	1 U	1 U	1 U	1 U	1 U	0.8 J	1 U	1 U	1 U
1,2-Dichloroethene (total)	ug/L	NS	3.2	2.2	1.2	1 U	1 U	5.2	24	1 U	1 U	1 U
Chloroform	ug/L	NS	1 U	1 U	1 U	1 U	1 U	1 U	1 U	1 U	1 U	1 U
1,2-Dichloroethane	ug/L	NS	1 U	1 U	1 U	1 U	1 U	1 U	1 U	1 U	1 U	1 U
2-Butanone	ug/L	NS	5 U	5 U	5 U	5 U	5 U	5 U	5 U	5 U	5 U	5 U
1,1,1-Trichloroethane	ug/L	NS	1 U	1 U	1 U	1 U	1 U	1 U	1 U	1 U	1 U	1 U
Carbon Tetrachloride	ug/L	NS	1 U	1 U	1 U	1 U	1 U	1 U	1 U	1 U	1 U	1 U
Bromodichloromethane	ug/L	NS	1 U	1 U	1 U	1 U	1 U	1 U	1 U	1 U	1 U	1 U
1,2-Dichloropropane	ug/L	NS	1 U	1 U	1 U	1 U	1 U	1 U	1 U	1 U	1 U	1 U
cis-1,3-Dichloropropene	ug/L	NS	1 U	1 U	1 U	1 U	1 U	1 U	1 U	1 U	1 U	1 U
Trichloroethene	ug/L	NS	160	36	330	120	5.6	3.5	7.7	0.7	0.7	1 U
Dibromochloromethane	ug/L	NS	1 U	1 U	1 U	1 U	1 U	1 U	1 U	1 U	1 U	1 U
1,1,2-Trichloroethane	ug/L	NS	1 U	1 U	1 U	1 U	1 U	1 U	1 U	1 U	1 U	1 U
Benzene	ug/L	NS	1 U	1 U	1 U	1 U	1 U	1 U	1 U	1 U	1 U	1 U
Trans-1,3-Dichloropropene	ug/L	NS	1 U	1 U	1 U	1 U	1 U	1 U	1 U	1 U	1 U	1 U
Bromoform	ug/L	NS	1 U	1 U	1 U	1 U	1 U	1 U	1 U	1 U	1 U	1 U
4-Methyl-2-pentanone	ug/L	NS	5 U	5 U	5 U	5 U	5 U	5 U	5 U	5 U	5 U	5 U
2-Hexanone	ug/L	NS	5 U	5 U	5 U	5 U	5 U	5 U	5 U	5 U	5 U	5 U
Tetrachloroethene	ug/L	NS	42	1.3	8.4	3.2	10	8.1	75	120	120	1 J
1,1,2,2-Tetrachloroethane	ug/L	NS	1 U	1 U	1 U	1 U	1 U	1 U	1 U	1 U	1 U	1 U
Toluene	ug/L	NS	1 U	1 U	1 U	1 U	1 U	1 U	1 U	1 U	1 U	1 U
Chlorobenzene	ug/L	NS	1 U	1 U	1 U	1 U	1 U	1 U	1 U	1 U	1 U	1 U
Ethylbenzene	ug/L	NS	1 U	1 U	1 U	1 U	1 U	1 U	1 U	1 U	1 U	1 U
Styrene	ug/L	NS	1 U	1 U	1 U	1 U	1 U	1 U	1 U	1 U	1 U	1 U
Xylene (total)	ug/L	NS	1 U	1 U	1 U	1 U	1 U	1 U	1 U	1 U	1 U	1 U

Notes: U = Compound was analyzed for but not detected. Value shown is the method detection limit for quantification.
J = Indicates an estimated value.
NS = Not Sampled

Table 2-7
 Summary of Groundwater Analytical Results - May 2015
 Black & Decker
 Hampstead, Maryland

PARAMETER	Units	RFW-1A	RFW-1B	RFW-2A	RFW-2B	RFW-3B	RFW-4A	RFW-4A (DUP)	RFW-4B	RFW-5A	RFW-6	RFW-7	RFW-8	RFW-9	RFW-10
Chloromethane	ug/L	1 U	1 U	1 U	1 U	1 U	1 U	1 U	1 U	NS	1 U	1 U	NS	1 U	NS
Bromomethane	ug/L	1 U	1 U	1 U	1 U	1 U	1 U	1 U	1 U	NS	1 U	1 U	NS	1 U	NS
Vinyl Chloride	ug/L	1 U	1 U	1 U	1 U	1 U	1 U	1 U	1 U	NS	1 U	1 U	NS	1 U	NS
Chloroethane	ug/L	1 U	1 U	1 U	1 U	1 U	1 U	1 U	1 U	NS	1 U	1 U	NS	1 U	NS
Methylene Chloride	ug/L	2 U	2 U	2 U	2 U	2 U	2 U	2 U	2 U	NS	2 U	2 U	NS	2 U	NS
Acetone	ug/L	5 U	5 U	5 U	5 U	5 U	5 U	5 U	5 U	NS	5 U	5 U	NS	5 U	NS
Carbon Disulfide	ug/L	5 U	5 U	5 U	5 U	5 U	5 U	5 U	5 U	NS	5 U	5 U	NS	5 U	NS
1,1-Dichloroethene	ug/L	1 U	1 U	1 U	1 U	1 U	1 U	1 U	1 U	NS	1 U	1 U	NS	1 U	NS
1,1-Dichloroethane	ug/L	1 U	1 U	1 U	1 U	1 U	1 U	1 U	1 U	NS	1 U	1 U	NS	1 U	NS
1,2-Dichloroethene (total)	ug/L	1 U	1 U	1 U	1 U	1.3	0.8 J	0.8 J	3.1	NS	1 U	1 U	NS	1.3	NS
Chloroform	ug/L	1 U	1 U	1 U	1 U	1 U	1 U	1 U	1.5	NS	1 U	1 U	NS	1 U	NS
1,2-Dichloroethane	ug/L	1 U	1 U	1 U	1 U	1 U	1 U	1 U	1 U	NS	1 U	1 U	NS	1 U	NS
2-Butanone	ug/L	5 U	5 U	5 U	5 U	5 U	5 U	5 U	5 U	NS	5 U	5 U	NS	5 U	NS
1,1,1-Trichloroethane	ug/L	1 U	1 U	1 U	1 U	1 U	1 U	1 U	1 U	NS	1 U	1 U	NS	1 U	NS
Carbon Tetrachloride	ug/L	1 U	1 U	1 U	1 U	1 U	1 U	1 U	1 U	NS	1 U	1 U	NS	1 U	NS
Bromodichloromethane	ug/L	1 U	1 U	1 U	1 U	1 U	1 U	1 U	1 U	NS	1 U	1 U	NS	1 U	NS
1,2-Dichloropropane	ug/L	1 U	1 U	1 U	1 U	1 U	1 U	1 U	1 U	NS	1 U	1 U	NS	1 U	NS
cis-1,3-Dichloropropene	ug/L	1 U	1 U	1 U	1 U	1 U	1 U	1 U	1 U	NS	1 U	1 U	NS	1 U	NS
Trichloroethene	ug/L	1 U	1 U	1 U	1 U	1 U	25	24	53	NS	1 U	1.4	NS	7.1	NS
Dibromochloromethane	ug/L	1 U	1 U	1 U	1 U	1 U	1 U	1 U	1 U	NS	1 U	1 U	NS	1 U	NS
1,1,2-Trichloroethane	ug/L	1 U	1 U	1 U	1 U	1 U	1 U	1 U	1 U	NS	1 U	1 U	NS	1 U	NS
Benzene	ug/L	1 U	1 U	1 U	1 U	1 U	1 U	1 U	1 U	NS	1 U	1 U	NS	1 U	NS
Trans-1,3-Dichloropropene	ug/L	1 U	1 U	1 U	1 U	1 U	1 U	1 U	1 U	NS	1 U	1 U	NS	1 U	NS
Bromoform	ug/L	1 U	1 U	1 U	1 U	1 U	1 U	1 U	1 U	NS	1 U	1 U	NS	1 U	NS
4-Methyl-2-pentanone	ug/L	5 U	5 U	5 U	1 U	1 U	5 U	5 U	5 U	NS	5 U	1 U	NS	1 U	NS
2-Hexanone	ug/L	5 U	5 U	5 U	5 U	5 U	5 U	5 U	5 U	NS	5 U	5 U	NS	5 U	NS
Tetrachloroethene	ug/L	1 U	1 U	1 U	1 U	1 U	15	13	78	NS	1 U	1 U	NS	3.8	NS
1,1,2,2-Tetrachloroethane	ug/L	1 U	1 U	1 U	1 U	1 U	1 U	1 U	1 U	NS	1 U	1 U	NS	1 U	NS
Toluene	ug/L	1 U	1 U	1 U	1 U	1 U	1 U	1 U	1 U	NS	1 U	1 U	NS	1 U	NS
Chlorobenzene	ug/L	1 U	1 U	1 U	1 U	1 U	1 U	1 U	1 U	NS	1 U	1 U	NS	1 U	NS
Ethylbenzene	ug/L	1 U	1 U	1 U	1 U	1 U	1 U	1 U	1 U	NS	1 U	1 U	NS	1 U	NS
Styrene	ug/L	1 U	1 U	1 U	1 U	1 U	1 U	1 U	1 U	NS	1 U	1 U	NS	1 U	NS
Xylene (total)	ug/L	1 U	1 U	1 U	1 U	1 U	1 U	1 U	1 U	NS	1 U	1 U	NS	1 U	NS

Notes: DUP = Duplicate sample U = Compound was analyzed for but not detected. Value shown is the method detection limit for quantification.
 NS = Not sampled J = Indicates an estimated value.

Table 2-7
 Summary of Groundwater Analytical Results - May 2015
 Black & Decker
 Hampstead, Maryland

PARAMETER	Units	RFW-11A	RFW-11B	RFW-12B	RFW-13	RFW-16	RFW-17	Leister Dairy	Leister Res. #1	Leister Res. #2	Trip Blank	RFW-20	RFW-21	Town #22	Town #23	Trip Blank
		USEPA drinking water method 524.2														
Chloromethane	ug/L	NS	1 U	1 U	1 U	NS	1 U	ABD	ABD	ABD	1 U	0.5 U	0.5 U	0.5 U	0.5 U	0.5 U
Bromomethane	ug/L	NS	1 U	1 U	1 U	NS	1 U	ABD	ABD	ABD	1 U	1 U	1 U	1 U	1 U	1 U
Vinyl Chloride	ug/L	NS	1 U	1 U	1 U	NS	1 U	ABD	ABD	ABD	1 U	0.5 U	0.5 U	0.5 U	0.5 U	0.5 U
Chloroethane	ug/L	NS	1 U	1 U	1 U	NS	1 U	ABD	ABD	ABD	1 U	1 U	1 U	1 U	1 U	1 U
Methylene Chloride	ug/L	NS	2 U	2 U	2 U	NS	2 U	ABD	ABD	ABD	1 U	0.5 U	0.5 U	0.5 U	0.5 U	0.5 U
Acetone	ug/L	NS	5 U	5 U	5 U	NS	5 U	ABD	ABD	ABD	5 U	10 U	10 U	10 U	10 U	10 U
Carbon Disulfide	ug/L	NS	5 U	5 U	5 U	NS	5 U	ABD	ABD	ABD	5 U	NA	NA	NA	NA	NA
1,1-Dichloroethene	ug/L	NS	1 U	1 U	1 U	NS	1 U	ABD	ABD	ABD	1 U	0.5 U	0.5 U	0.5 U	0.5 U	0.5 U
1,1-Dichloroethane	ug/L	NS	1 U	1 U	1 U	NS	1 U	ABD	ABD	ABD	1 U	0.5 U	0.5 U	0.5 U	0.5 U	0.5 U
1,2-Dichloroethene (total)	ug/L	NS	1 U	1.1	1 U	NS	1 U	ABD	ABD	ABD	1 U	0.5 U	0.5 U	0.5 U	0.5 U	0.5 U
Chloroform	ug/L	NS	1 U	1 U	1 U	NS	1 U	ABD	ABD	ABD	1 U	0.5 U	0.5 U	0.5 U	0.5 U	0.5 U
1,2-Dichloroethane	ug/L	NS	1 U	1 U	1 U	NS	1 U	ABD	ABD	ABD	1 U	0.5 U	0.5 U	0.5 U	0.5 U	0.5 U
2-Butanone	ug/L	NS	5 U	5 U	5 U	NS	5 U	ABD	ABD	ABD	5 U	10 U	10 U	10 U	10 U	10 U
1,1,1-Trichloroethane	ug/L	NS	1 U	1 U	1 U	NS	1 U	ABD	ABD	ABD	1 U	0.5 U	0.5 U	0.5 U	0.5 U	0.5 U
Carbon Tetrachloride	ug/L	NS	1 U	1 U	1 U	NS	1 U	ABD	ABD	ABD	1 U	0.5 U	0.5 U	0.5 U	0.5 U	0.5 U
Bromodichloromethane	ug/L	NS	1 U	1 U	1 U	NS	1 U	ABD	ABD	ABD	1 U	0.5 U	0.5 U	0.5 U	0.5 U	0.5 U
1,2-Dichloropropane	ug/L	NS	1 U	1 U	1 U	NS	1 U	ABD	ABD	ABD	1 U	0.5 U	0.5 U	0.5 U	0.5 U	0.5 U
cis-1,3-Dichloropropene	ug/L	NS	1 U	1 U	1 U	NS	1 U	ABD	ABD	ABD	1 U	0.5 U	0.5 U	0.5 U	0.5 U	0.5 U
Trichloroethene	ug/L	NS	3	37	2.8	NS	1 U	ABD	ABD	ABD	1 U	0.5 U	0.5 U	0.4 J	0.5 U	0.5 U
Dibromochloromethane	ug/L	NS	1 U	1 U	1 U	NS	1 U	ABD	ABD	ABD	1 U	0.5 U	0.5 U	0.5 U	0.5 U	0.5 U
1,1,2-Trichloroethane	ug/L	NS	1 U	1 U	1 U	NS	1 U	ABD	ABD	ABD	1 U	0.5 U	0.5 U	0.5 U	0.5 U	0.5 U
Benzene	ug/L	NS	1 U	1 U	1 U	NS	1 U	ABD	ABD	ABD	1 U	0.5 U	0.5 U	0.5 U	0.5 U	0.5 U
Trans-1,3-Dichloropropene	ug/L	NS	1 U	1 U	1 U	NS	1 U	ABD	ABD	ABD	1 U	0.5 U	0.5 U	0.5 U	0.5 U	0.5 U
Bromoform	ug/L	NS	1 U	1 U	1 U	NS	1 U	ABD	ABD	ABD	1 U	0.5 U	0.5 U	0.5 U	0.5 U	0.5 U
4-Methyl-2-pentanone	ug/L	NS	5 U	5 U	1 U	NS	5 U	ABD	ABD	ABD	5 U	10 U	10 U	10 U	10 U	10 U
2-Hexanone	ug/L	NS	5 U	5 U	5 U	NS	5 U	ABD	ABD	ABD	5 U	10 U	10 U	10 U	10 U	10 U
Tetrachloroethene	ug/L	NS	1 U	3.4	15	NS	1 U	ABD	ABD	ABD	1 U	0.5 U	0.5 U	0.5 U	0.5 U	0.5 U
1,1,2,2-Tetrachloroethane	ug/L	NS	1 U	1 U	1 U	NS	1 U	ABD	ABD	ABD	1 U	0.5 U	0.5 U	0.5 U	0.5 U	0.5 U
Toluene	ug/L	NS	1 U	1 U	1 U	NS	1 U	ABD	ABD	ABD	1 U	0.5 U	0.5 U	0.5 U	0.5 U	0.5 U
Chlorobenzene	ug/L	NS	1 U	1 U	1 U	NS	1 U	ABD	ABD	ABD	1 U	0.5 U	0.5 U	0.5 U	0.5 U	0.5 U
Ethylbenzene	ug/L	NS	1 U	1 U	1 U	NS	1 U	ABD	ABD	ABD	1 U	0.5 U	0.5 U	0.5 U	0.5 U	0.5 U
Styrene	ug/L	NS	1 U	1 U	1 U	NS	1 U	ABD	ABD	ABD	1 U	0.5 U	0.5 U	0.5 U	0.5 U	0.5 U
Xylene (total)	ug/L	NS	1 U	1 U	1 U	NS	1 U	ABD	ABD	ABD	1 U	0.5 U	0.5 U	0.5 U	0.5 U	0.5 U

Notes: Samples from wells RFW-20 & 21, Town-22&23 are analyzed with the USEPA drinking water method 524.2 at the request of the MDE Source Protection and Appropriation Division.
 Samples from all of the other wells are analyzed with USEPA Method 8260.
 NS = Not sampled
 U = Compound was analyzed but not detected.
 ABD = Well has been abandoned

3. OPERATION AND MAINTENANCE OF THE TREATMENT SYSTEM

A summary of the maintenance activities that were performed on the extraction and treatment system during the reporting period (July 2014 through June 2015) is provided in Table 3-1. This table is comprehensive in summarizing significant maintenance events or activities, while not including those activities considered unworthy of note (such as replacement of light bulbs, lubrication of moving parts, as appropriate, or other routine activities).

Table 3-1
Treatment System Maintenance Activities (July 2014 through June 2015)
Black Decker
Hampstead, Maryland

Date	Event/Corrective Action
Aug-14	EW -10 is off due to bad underground control wires. EW-10 was repaired and back in service.
Aug-14	Scheduled power outage for work in the yard substation. Power was off for 9:30 hours. Everything restarted and running.
Dec-14	There was a power outage at the site caused by a local automobile accident, the system was reset and is back online.
Jan-15	Alarm at the stripper due to faulty heating elements on EW-3 , the heating elements were replaced the well is back online.
Jan-15	Replaced the temperature probe in EW-10.
Jan-15	Multiple alarms at the stripper due to a frozen float in the stripper, each time the float was warmed with a manual heater and the system was back online.
Jan-15	The air stripper went down due to a bad level transmitter. The wells were run in manual mode until the level transmitter was replaced and the stripper was switched back to auto mode.
Mar-15	Getting a 10W Hydro Tank alarm, due to a short in the wiring. The wire was repaired and the system is back online.
Mar-15	Alarm at the air stripper due to a broken pipe in EW-1. Wells 2-5 were turned off until the pipe in EW-1 was repaired. The wells were down for 3 days before the pipe was repaired. The system is back up and running.
Mar-15	Wells 2-5 were turned off due to a flooded electric manhole due to rain and snow melt. Manhole was pumped out and system back online.
Apr-15	Wells 2 and 3 were shut down for the day to install new wires in the control boxes. Both wells are back online.

4. TREATMENT SYSTEM PERFORMANCE EVALUATION

During the reporting period of July 2014 to June 2015, depth-to-water measurements were collected in all site monitor wells on a monthly basis. A groundwater elevation contour map was constructed each month to verify that the groundwater extraction system was providing a hydraulic barrier to prevent any groundwater contamination from migrating off-site. Pumping rates were adjusted as necessary to ensure that hydraulic control was being maintained across the site. Significant drawdown has been observed in both shallow and deeper monitor wells throughout the long-term pumping of the extraction well system, indicating that considerable interconnection exists between the shallow and deeper groundwater.

The groundwater elevation data collected in June 2015 were contoured using KT3D (Tonkin and Larson, 2002), a software program designed to contour groundwater elevation data while taking into account one or more pumping centers. As discussed in *A Systematic Approach for Evaluation of Capture Zones at Pump and Treat System* (USEPA, 2009), KT3D uses a linear-log kriging method that accounts for more tightly spaced groundwater elevation contours around pumping centers. Traditional computer-contouring packages utilize linear kriging methods that can overestimate predicted capture zones around pumping centers.

As shown in Figure 2-1, the groundwater elevation contour map generated by KT3D using groundwater elevation and pumping rate data for June 2015 shows a large depression in the groundwater surface in the vicinity of the pumping well networks at the site. The groundwater path lines show that the direction of groundwater flow is toward the extraction wells and the pumping well network is establishing an effective hydraulic barrier along the site property boundaries. The predicted groundwater capture zones for the pumping wells extend across the site property.

The system as presently configured is successful in meeting the objective of capturing on-site groundwater, thereby reducing the potential off-site migration of contaminated groundwater. The system is also successful in treating the collected groundwater to remove the VOCs from the water. The laboratory analytical results of the treated discharge water indicate that no VOCs are present.

5. RECOMMENDATIONS

As discussed in Section 4, the treatment system has created a hydraulic boundary that prevents the off-site migration of groundwater. The extraction system will continue to operate as currently configured to pump and treat contaminated groundwater. Depth-to-water measurements will continue to be collected on a monthly basis in all site monitor wells to construct a groundwater elevation contour map for the site. The groundwater elevation contour map will be used to verify that the required area of groundwater capture is being maintained. If necessary, pumping rates will be adjusted to maintain groundwater capture due to seasonal fluctuations in groundwater elevations. The treatment system will also continue to operate as currently configured, as data collected have proven that the treatment system is fully effective in removing VOCs from the extracted groundwater.

APPENDIX A
WITHDRAWAL REPORTS

ENT ADMINISTRATION, 1800 WASHINGTON BLVD, BALTIMORE, MD 21230

Operated By:
Maryland Environmental Service
259 Najoles Road, Millersville MD

Facility: BTR Capital Group (MD0001881)
Address: 627 Hanover Pike, Hampstead Maryland
Additional Op's & cert # - Dorrance Jones 0761, James Elliott 3738, Ryan Thomas 0781, Anthony Phillips 3001, Keith white 4609, Andrew Bradley 0780.

Superintendent: Earle Villarreal Certification # 1017

Month: April
Year: 2015

Date	Appearance	Discharge MGD	pH su	Cl2 mg/l	Final Effluent outfall 001												Outfall 101					Outfall 201			Operator							
					Tetrachloroethylene ug/l	1,1-Trichloroethane ug/l	Trichloroethene ug/l	BOD ₅ mg/l	TSS mg/l	TKN mg/l	N+N mg/l	TP mg/l	TN mg/l	O&G mg/l	eColi mpn	Flow MGD	eColi mpn	Basin Inches	Alum Gpd	Hypochlorite Gpd	Post Cl2 mg/l	Tetrachloroethylene ug/l	1,1-Trichloroethane ug/l	Trichloroethene ug/l		Discharge mgd						
1	Clear	0.12000	8.16	0.00																										0.196159	Rthomas	
2	Clear	0.09100																												0.184647	Jelliott	
3	Clear	0.09200																												0.181969	Jelliott	
4	Clear	0.18700																												0.226764	Jelliott	
5	Clear	0.07500																												0.173521	Jelliott	
6	Clear	0.09000	7.42	0.00																										0.205161	A.Phillips	
7	Clear	0.09200	7.41	0.00	<1	<1	<1	5.00	7.00	1.49	2.16	0.0584	3.7	<5	<1	0.119000	<1	0"	5.0	1.0	5.0									0.187984	A.Phillips	
8	Clear	0.18400																												0.210747	Jelliott	
9	Clear	0.11700																												0.170764	Jelliott	
10	Clear	0.18500																												0.221432	Jelliott	
11	Clear	0.11200																												0.182899	A.Phillips	
12	Clear	0.08800																												0.196489	A.Phillips	
13	Clear	0.08600	7.30	0.00																										0.175298	Jelliott	
14	Clear	0.11300																												0.228421	Kwhite	
15	Clear	0.14500	7.59	0.00																										0.210042	Jelliott	
16	Clear	0.09300																												0.208676	Jelliott	
17	Clear	0.20800																												0.271252	Jelliott	
18	Clear	0.18800																												0.294388	Djones	
19	Clear	0.18800																												0.265195	Djones	
20	Clear	0.63300																												0.270767	Jelliott	
21	Clear	0.20900	7.65	0.00																										0.220665	A.Bradley	
22	Clear	0.16000																												0.308735	Kwhite	
23	Clear	0.20800	7.75	0.00																										0.268138	A.Bradley	
24	Clear	0.13800																												0.265703	A.Bradley	
25	Clear	0.12100																												0.267292	KW	
26	Clear	0.14900																												0.255985	KW	
27	Clear	0.13900	7.66	0.00																										0.267652	A.Phillips	
28	Clear	0.14200	7.33	0.00																										0.260234	A.Phillips	
29	Clear	0.14300																												0.264971	A.Phillips	
30	Clear	0.16100																												0.272631	Jelliott	
31																																
Total		4.6570																													6.914581	
Average		0.1552		<0.10	0	0	0	5	7	1	2	0	4	0	1	0.155967	1.0	#DIV/0!	5.0	1.0	5.0				0.0	0.0	0.0			0.230486		
Minimum		0.0750	7.3	0.00	0	0	0	5	7	1	2	0	4	0		0.091000	0.0	0.0	5.0	1.0	5.0				0.0	0.0	0.0			0.170764	MOR	
Maximum		0.6330	8.2	<0.10	0	0	0	5	7	1	2	0	4	0		0.221000	1.0	0.0	5.0	1.0	5.0				0.0	0.0	0.0			0.308735	5/21/2015	

WSID # 106-0004

Black & Decker WTP

Superintendent: Earle Villarreal

Month: May


Address: BTR CAPITAL GROUP, Hampstead, MD 21073
625 Hanover Pike, Hampstead, Carroll County, Maryland

Certification #: 1017

Year: 2015

Created by: Maryland Environmental Service

Additional Ops & Cert #'s: Ryan Thomas 0781, Keith White 4609, James Elliott 3738, Andrew Bradley 0780, Anthony Phillips 3001, Martin Whit 0666, Dorrance Jones 0763, Chris Dallas 6202



General			Potable Water			Chemical				Monitoring		Distribution			Raw Water		Comments		
Date	Day	Weather	MGD Total	pH P.O.E	Free Cl ₂	Na ₂ CO ₃ Level	Na ₂ CO ₃ (gpd)	NaOCl Level	NaOCl (gpd)	VOC'S (ppb)	Bacti Pos/Neg	pH su	TRC mg/l	Distribution Location	Oper Int	pH su		Total Raw Water Well (mgd)	
1	Fri	Clear	0.0039	7.79	1.69	10.0	0.0	25.0	1.0			7.52	1.02	Loading Dock	JE		0.247616		
2	Sat	Clear	0.0033	7.77	1.91	10.0	0.0	24.0	1.0						RT		0.245788		
3	Sun	Clear	0.0023	7.74	1.85	10.0	0.0	23.0	1.0						RT		0.257656		
4	Mon	Clear	0.0031	7.69	2.03	10.0	0.0	22.0	1.0			7.41	2.09	Loading Dock	AB	5.30	0.240447		
5	Tue	Clear	0.0058	7.55	2.19	10.0	0.0	21.0	1.0						JE		0.292616		
6	Wed	Clear	0.0044	7.74	2.05	10.0	0.0	20.0	1.0			7.56	1.51	Loading Dock	RT		0.250924		
7	Thurs	Clear	0.0047	7.76	1.96	10.0	0.0	19.0	1.0						JE		0.256189		
8	Fri	Clear	0.0034	7.66	1.90	10.0	0.0	60.0	1.0			7.72	1.76	1st Floor	JE		0.237631		
9	Sat	Cloudy	0.0045	7.11	2.17	10.0	0.0	59.0	1.0						DJ		0.261800		
10	Sun	Clear	0.0015	7.31	1.66	10.0	0.0	58.0	1.0						DJ		0.274242		
11	Mon	Clear	0.0014	7.13	2.10	10.0	0.0	57.0	1.0			7.47	1.82	Loading Dock	KW		0.226152		
12	Tue	Clear	0.0057	7.57	1.97	10.0	0.0	56.0	1.0			7.27	1.62	Loading Dock	KW		0.269222		
13	Wed	Cloudy	0.0052	7.71	1.55	10.0	0.0	55.0	1.0			7.54	1.38	1st Floor	JE	5.71	0.249423		
14	Thurs	Clear	0.0034	7.74	1.39	10.0	0.0	54.0	1.0						JE		0.235373		
15	Fri	Clear	0.0054	7.18	1.34	10.0	0.0	53.0	1.0						KW		0.266051		
16	Sat	Clear	0.0038	7.56	1.23	10.0	0.0	52.0	1.0						JE		0.257246		
17	Sun	Cloudy	0.0016	7.59	1.31	10.0	0.0	51.0	1.0						JE		0.242002		
18	Mon	Cloudy	0.0034	7.31	1.39	10.0	0.0	50.0	1.0						AP		0.254868		
19	Tue	Clear	0.0058	8.04	1.18	10.0	0.0	49.0	1.0			7.37	1.01	1st Floor	CD		0.253356		
20	Wed	Clear	0.0046	7.48	1.16	10.0	0.0	48.0	1.0						JE		0.263301		
21	Thurs	Cloudy	0.0041	7.65	1.39	10.0	0.0	47.0	1.0						JE	5.47	0.229445		
22	Fri	Cloudy	0.0063	7.40	1.62	10.0	0.0	46.0	1.0						KW		0.269784		
23	Sat	Clear	0.0022	7.52	1.26	10.0	0.0	45.0	1.0						KW		0.246665		
24	Sun	Clear	0.0022	7.11	1.42	10.0	0.0	44.0	1.0						KW		0.250530		
25	Mon	Clear	0.0006	7.64	1.29	10.0	0.0	43.0	1.0						AP		0.226339		
26	Tue	Clear	0.0039	7.46	1.11	10.0	0.0	42.0	1.0						AP	5.60	0.267384		
27	Wed	Clear	0.0051	7.35	1.35	10.0	0.0	41.0	1.0			7.53	1.13	Loading Dock	KW		0.266340		
28	Thurs	Clear	0.0042	7.19	1.32	10.0	0.0	40.0	1.0			7.15	1.14	Loading Dock	KW		0.239124		
29	Fri	Clear	0.0052	7.00	1.31	10.0	0.0	38.0	2.0						MW		0.273601		
30	Sat	Cloudy	0.0026	7.47	1.49	10.0	0.0	37.0	1.0						DJ		0.212573		
31	Sun	Clear	0.0020	7.56	1.39	10.0	0.0	36.0	1.0						DJ		0.270256		
Total			0.1156				0.0		32.0									7.833944	
Average			0.0037	7.51	1.58	10.0	0.0	42.4	1.0	####		7.45	1.45			5.52	0.252708		
Minimum			0.0006	7.00	1.11	10.0	0.0	19.0	1.0	0.0		7.15	1.01			5.30	0.212573		
Maximum			0.0063	8.04	2.19	10.0	0.0	60.0	2.0	0.0		7.72	2.09			5.71	0.292616		

Central MOR 12/22/2014

APPENDIX B
DISCHARGE MONITORING REPORTS



PERMITTEE NAME/ADDRESS (Include

Facility Name/Location if different)

Name BTR Hampstead, Inc

Address c/o BTR Captial Group Management

222 Courthouse Ct., Suite 300, Towson MD 21204

Facility Groundwater Remediation and WWTP

Location 626 Hanover Pike

Attn:

NATIONAL POLLUTANT DISCHARGE ELIMINATION SYSTEM (NPDE)

DISCHARGE MONITORING REPORT (DMR)

(2-16)

(17-19)

MD0001881

001

PERMIT NUMBER

DISCHARGE NUMBER

Form Approved.

OMB No.

Approval expires

*** NO DISCHARGE ***

NOTE: Read instructions before completing this form

MONITORING PERIOD							
YEAR	MO	DAY	TO	YEAR	MO	DAY	
15	04	01	TO	15	04	30	
(20-21)		(22-23)		(24-25)		(26-27) (28-29) (30-31)	


State Discharge Permit

07-DP-0022

PARAMETER (32-37)		(3 Card Only) QUANTITY OR LOADING			(4 Card Only) QUALITY OR CONCENTRATION				NO. EX (62-63)	FREQUENCY OF ANALYSIS (64-68)	SAMPLE TYPE (69-70)
		(46-53) AVERAGE	(54-61) MAXIMUM	UNITS	(38-45) MINIMUM	(46-53) AVERAGE	(54-61) MAXIMUM	UNITS			
BOD, 5-DAY (20 DEG. C) 00310 1 0 0 EFFLUENT GROSS VALUE	SAMPLE MEASUREMENT	*****	*****	****	*****	*****	5	(19)	0	ONCE/ MONTH	GRAB
	PERMIT REQUIREMENT	*****	*****	****	*****	*****	15 DAILY MX	MG/L		ONCE/ MONTH	GRAB
pH 00400 1 0 0 EFFLUENT GROSS VALUE	SAMPLE MEASUREMENT	*****	*****	****	7.3	*****	8.2	(12)	0	TWICE/ WEEK	GRAB
	PERMIT REQUIREMENT	*****	*****	****	DAILY MN	*****	8.5 DAILY MX	SU		TWICE/ WEEK	GRAB
SOLIDS, TOTAL SUSPENDED 00530 1 0 C EFFLUENT GROSS VALUE	SAMPLE MEASUREMENT	*****	5	Lbs/day	*****	7	7	(19)	0	ONCE/ MONTH	GRAB
	PERMIT REQUIREMENT	*****	Req. Mon. MO MAX		*****	20 30DA AVG	30 DAILY MX	MG/L		ONCE/ MONTH	GRAB
SOLIDS, TOTAL SUSPENDED 00530 1 1 C EFFLUENT GROSS VALUE	SAMPLE MEASUREMENT	*****	272	Lbs/mo	*****	*****	*****	****	0	ONCE/ MONTH	Calculated
	PERMIT REQUIREMENT	*****	Req. Mon. MO TOTAL		*****	*****	*****	****		ONCE/ MONTH	Calculated
SOLIDS, TOTAL SUSPENDED 00530 1 2 C EFFLUENT GROSS VALUE	SAMPLE MEASUREMENT	*****	1,689	Lbs/yr	*****	*****	*****	****	0	ONCE/ MONTH	Calculated
	PERMIT REQUIREMENT	*****	Req. Mon. CUM TOTAL		*****	*****	*****	****		ONCE/ MONTH	Calculated
OIL AND GREASE TOTAL RECOVERABLE 70030 1 0 0 EFFLUENT GROSS VALUE	SAMPLE MEASUREMENT	*****	*****	****	*****	0	0	(19)	0	ONCE/ MONTH	GRAB
	PERMIT REQUIREMENT	*****	*****	****	*****	10 30DA AVG	15 DAILY MX	MG/L		ONCE/ MONTH	GRAB
NITROGEN, TOTAL (AS N) 00600 1 0 0 EFFLUENT GROSS VALUE	SAMPLE MEASUREMENT	*****	3	Lbs/day	*****	4	4	(19)	0	ONCE/ MONTH	COMP -8
	PERMIT REQUIREMENT	*****	Req. Mon. MO MAX		*****	Req. Mon. 30DA AVG	Req. Mon. DAILY MX	MG/L		ONCE/ MONTH	COMP -8

NAME/TITLE PRINCIPAL EXECUTIVE OFFICER
Nicole Finneyfrock
Property Manager
TYPED OR PRINTED

I CERTIFY UNDER PENALTY OF LAW THAT I HAVE PERSONALLY EXAMINED AND AM FAMILIAR WITH THE INFORMATION SUBMITTED HEREIN, AND BASED ON MY INQUIRY OF THOSE INDIVIDUES IMMEDIATELY RESPONSIBLE FOR OBTAINING THE INFORMATION, I BELIEVE THE SUBMITTED INFORMATION IS TRUE, ACCURATE AND COMPLETE. I AM AWARE THAT THERE ARE SIGNIFICANT PENALTIES FOR SUBMITTING FALSE INFORMATION, INCLUDING THE POSSIBILITY OF FINE AND IMPRISONMENT. SEE 18 U.S.C. SS1001 AND 33 U.S.C. SS 1319. (PENALTIES UNDER THESE STATUTES MAY INCLUDE FINES UP TO \$10,000 AND OR MAXIMUM IMPRISONMENT OF BETWEEN 6 MONTHS AND 5 YEARS.)


SIGNATURE OF PRINCIPAL EXECUTIVE
OFFICER OR AUTHORIZED AGEN

TELEPHONE		DATE		
AREA CODE	NUMBER	YEAR	MONTH	DAY
410	729-8350	15	05	21

COMMENT AND EXPLANATION OF ANY VIOLATIONS (Reference all attachments here)

PERMITTEE NAME/ADDRESS (Include

NATIONAL POLLUTANT DISCHARGE ELIMINATION SYSTEM (NPDES)

Facility Name/Location if different)

DISCHARGE MONITORING REPORT (DMR)

Form Approved.

Name BTR Hampstead, Inc

(2-16)

(17-19)

OMB No.

Address c/o BTR Capitial Group Management

MD0001881

001

Approval expires

222 Courthouse Cl., Suite 300, Towson MD 21204

PERMIT NUMBER

DISCHARGE NUMBER

*** NO DISCHARGE ***

NOTE: Read instructions before completing this form

Facility Groundwater Remediation and WWTP

MONITORING PERIOD

Location 626 Hanover Pike

YEAR	MO	DAY	YEAR	MO	DAY
15	04	01	15	04	30

FROM (20-21) (22-23) (24-25) TO (26-27) (28-29) (30-31)

State Discharge Permit

07-DP-0022

Attn:

PARAMETER (32-37)		QUANTITY OR LOADING (3 Card Only) (46-53) (54-61)			QUALITY OR CONCENTRATION (4 Card Only) (38-45) (46-53) (54-61)				NO. EX (62-63)	FREQUENCY OF ANALYSIS (64-68)	SAMPLE TYPE (69-70)
		AVERAGE	MAXIMUM	UNITS	MINIMUM	AVERAGE	MAXIMUM	UNITS			
NITROGEN, TOTAL (AS N) 00600 1 1 0 EFFLUENT GROSS VALUE	SAMPLE MEASUREMENT	*****	142	Lbs/mo	*****	*****	*****	****	0	ONCE/ MONTH	Calculated
	PERMIT REQUIREMENT	*****	Req. Mon. MO TOTAL		*****	*****	*****	****		ONCE/ MONTH	Calculated
NITROGEN, TOTAL (AS N) 00600 1 2 0 EFFLUENT GROSS VALUE	SAMPLE MEASUREMENT	*****	874	Lbs/yr	*****	*****	*****	****	0	ONCE/ MONTH	Calculated
	PERMIT REQUIREMENT	*****	Req. Mon. CUM TOTAL		*****	*****	*****	****		ONCE/ MONTH	Calculated
PHOSPHOROUS, TOTAL (AS P) 00665 1 0 0 EFFLUENT GROSS VALUE	SAMPLE MEASUREMENT	*****	0	Lbs/day	*****	0	0	(19)	0	ONCE/ MONTH	COMP -8
	PERMIT REQUIREMENT	*****	Req. Mon. MO MAX		*****	Req. Mon. 30DAAVG	DAILY MX	MG/L		ONCE/ MONTH	COMP -8
PHOSPHOROUS, TOTAL (AS P) 00665 1 1 0 EFFLUENT GROSS VALUE	SAMPLE MEASUREMENT	*****	2	Lbs/mo	*****	*****	*****	****	0	ONCE/ MONTH	Calculated
	PERMIT REQUIREMENT	*****	Req. Mon. MO TOTAL		*****	*****	*****	****		ONCE/ MONTH	Calculated
PHOSPHOROUS, TOTAL (AS P) 00665 1 2 0 EFFLUENT GROSS VALUE	SAMPLE MEASUREMENT	*****	14	Lbs/yr	*****	*****	*****	****	0	ONCE/ MONTH	Calculated
	PERMIT REQUIREMENT	*****	Req. Mon. CUM TOTAL		*****	*****	*****	****		ONCE/ MONTH	Calculated
TETRACHLOROETHYLE 34475 1 0 0 EFFLUENT GROSS VALUE	SAMPLE MEASUREMENT	*****	*****	****	*****	*****	0	(28)	0	ONCE/ MONTH	GRAB
	PERMIT REQUIREMENT	*****	*****	****	*****	*****	5 DAILY MX	UG/L		ONCE/ MONTH	GRAB
1,1,1-TRICHLOROETHANE 34506 1 0 0 EFFLUENT GROSS VALUE	SAMPLE MEASUREMENT	*****	*****	****	*****	*****	0	(28)	0	ONCE/ MONTH	GRAB
	PERMIT REQUIREMENT	*****	*****	****	*****	*****	5 DAILY MX	UG/L		ONCE/ MONTH	GRAB

SIGNATURE OF PRINCIPAL EXECUTIVE OFFICER OR AUTHORIZED AGEN

TFI PHONE		DATE		
410	729-8350	15	05	21
AREA CODE	NUMBER	YFAR	MONTH	DAY

I CERTIFY UNDER PENALTY OF LAW THAT I HAVE PERSONALLY EXAMINED AND AM FAMILIAR WITH THE INFORMATION SUBMITTED HEREIN; AND BASED ON MY INQUIRY OF THOSE INDIVIDUALS IMMEDIATELY RESPONSIBLE FOR OBTAINING THE INFORMATION, I BELIEVE THE SUBMITTED INFORMATION IS TRUE, ACCURATE AND COMPLETE. I AM AWARE THAT THERE ARE SIGNIFICANT PENALTIES FOR SUBMITTING FALSE INFORMATION INCLUDING THE POSSIBILITY OF FINE AND IMPRISONMENT. SEE 18 U.S.C. SS1001 AND 33 U.S.C. SS 1319. (PENALTIES UNDER THESE STATUTES MAY INCLUDE FINES UP TO \$10,000 AND OR MAXIMUM IMPRISONMENT OF BETWEEN 6 MONTHS AND 5 YEARS.)

COMMENT AND EXPLANATION OF ANY VIOLATIONS (Reference all attachments here)

PERMITTEE NAME/ADDRESS (Include

Facility Name/Location if different)

Name BTR Hampstead, Inc

Address c/o BTR Captial Group Management

222 Courthouse Ct., Suite 300, Towson MD 21204

NATIONAL POLLUTANT DISCHARGE ELIMINATION SYSTEM (NPDE)

DISCHARGE MONITORING REPORT (DMR)

(2-16)

(17-19)

MD0001881

001

PERMIT NUMBER

DISCHARGE NUMBER

Form Approved.

OMB No.

Approval expires

*** NO DISCHARGE ***

NOTE: Read instructions before completing this form

Facility Groundwater Remediation and WWTP

Location 626 Hanover Pike

Attn:

MONITORING PERIOD						
YEAR	MO	DAY	TO	YEAR	MO	DAY
FROM 15	04	01	TO	15	04	30
(20-21)		(22-23)	(24-25)	(26-27)		(28-29) (30-31)

State Discharge Permit

07-DP-0022

PARAMETER (32-37)		(3 Card Only) QUANTITY OR LOADING			(4 Card Only) QUALITY OR CONCENTRATION				NO. EX (62-63)	FREQUENCY OF ANALYSIS (64-68)	SAMPLE TYPE (69-70)	
		(46-53)		(54-61)	(38-45)	(46-53)	(54-61)					UNITS
		AVERAGE	MAXIMUM	UNITS	MINIMUM	AVERAGE	MAXIMUM	UNITS				
FLOW, IN CONDUIT OR THRU TREATMENT PLANT 50050 1 0 0	SAMPLE SUREMENT	0.1552	0.6330	(03)	*****	*****	*****	*****	0	ONCE/ MONTH	Measured	
EFFLUENT GROSS VALUE	PERMIT REQUIREMENT	REPORT	REPORT	MGD	*****	*****	*****	*****	0	ONCE/ MONTH	Measured	
CHLORINE, TOTAL RESIDUAL 50060 1 0 0	SAMPLE MEASUREMENT	*****	*****	****	*****	<0.1	<0.1	(19)	0	ONCE/ MONTH	GRAB	
EFFLUENT GROSS VALUE	PERMIT REQUIREMENT	*****	*****	****	*****	0.011 30DAAVG	0.019 DAILY MX	MG/L	0	ONCE/ MONTH	GRAB	
E. COLI. MPN 51040 1 0 1	SAMPLE MEASUREMENT	*****	*****	****	*****	1	*****	(30)	0	ONCE/ MONTH	GRAB	
EFFLUENT GROSS VALUE	PERMIT REQUIREMENT	*****	*****	****	*****	Req. Mon. GEO MEAN	*****	MPN	0	ONCE/ MONTH	GRAB	
TRICHLOROETHENE 78391 1 0 0	SAMPLE MEASUREMENT	*****	*****	****	*****	*****	0	(28)	0	ONCE/ MONTH	GRAB	
EFFLUENT GROSS VALUE	PERMIT REQUIREMENT	*****	*****	****	*****	*****	5 DAILY MX	UG/L	0	ONCE/ MONTH	GRAB	
	SAMPLE MEASUREMENT											
	PERMIT REQUIREMENT											
	SAMPLE MEASUREMENT											
	PERMIT REQUIREMENT											
	SAMPLE MEASUREMENT											
	PERMIT REQUIREMENT											

NAME/TI
Nicole Finneyfrock
Property Manager

I CERTIFY UNDER PENALTY OF LAW THAT I HAVE PERSONALLY EXAMINED AND AM FAMILIAR WITH THE INFORMATION SUBMITTED HEREIN; AND BASED ON MY INQUIRY OF THOSE INDIVIDUALS IMMEDIATELY RESPONSIBLE FOR OBTAINING THE INFORMATION, I BELIEVE THE SUBMITTED INFORMATION IS TRUE, ACCURATE AND COMPLETE. I AM AWARE THAT THERE ARE SIGNIFICANT PENALTIES FOR SUBMITTING FALSE INFORMATION, INCLUDING THE POSSIBILITY OF FINE AND IMPRISONMENT. SEE 18 U.S.C. 551001 AND 33 U.S.C. 55 1319. (PENALTIES UNDER THESE STATUTES MAY INCLUDE FINES UP TO \$10,000 AND OR MAXIMUM IMPRISONMENT OF BETWEEN 6 MONTHS AND 5 YEARS.)

SIGNATURE OF PRINCIPAL EXECUTIVE
OFFICER OR AUTHORIZED AGEN

TELEPHONE		DATE		
410	729-8350	15	05	21
AREA CODE	NUMBER	YEAR	MONTH	DAY

COMMENT AND EXPLANATION OF ANY VIOLATIONS (Reference all attachments here)

PERMITTEE NAME/ADDRESS (Include Facility Name/Location if different)
 Name BTR Hampstead, Inc
 Address c/o BTR Captial Group Management
222 Courthouse Ct., Suite 300, Towson MD 21204

NATIONAL POLLUTANT DISCHARGE ELIMINATION SYSTEM (NPDE)

DISCHARGE MONITORING REPORT (DMR)

(2-16)	(17-19)
MD0001881	101
PERMIT NUMBER	DISCHARGE NUMBER

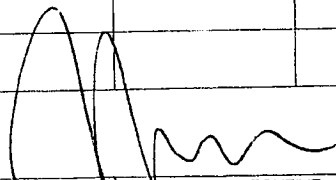
Form Approved.
 OMB No.
 Approval expires

Facility Groundwater Remediation and WWTP
 Location 626 Hanover Pike
 Attn: _____

MONITORING PERIOD						
YEAR	MO	DAY	TO	YEAR	MO	DAY
15	04	01	TO	15	04	30
(20-21)	(22-23)	(24-25)		(26-27)	(28-29)	(30-31)

*** NO DISCHARGE ***
 NOTE: Read instructions before completing this form

State Discharge Permit
 07-DP-0022

PARAMETER (32-37)		(3 Card Only) QUANTITY OR LOADING			(4 Card Only) QUALITY OR CONCENTRATION				NO. EX (62-63)	FREQUENCY OF ANALYSIS (64-68)	SAMPLE TYPE (69-70)	
		(46-53) AVERAGE	(54-61) MAXIMUM	UNITS	(46-53) MINIMUM	(54-61) AVERAGE	(54-61) MAXIMUM	UNITS				
FLOW, IN CONDUIT OR THRU TREATMENT PLANT 50050 1 0 0	SAMPLE MEASUREMENT	155,967	221,000	(07)	*****	*****	*****	****	0	ONCE/WEEK	Measured/Recorded	
	PERMIT REQUIREMENT	REPORT	REPORT	GPD	*****	*****	*****	****		ONCE/MONTH	Measured/Recorded	
E.COLI, MPN 51040 1 0 1	SAMPLE MEASUREMENT	*****	*****	****	*****	*****	1	(30)	0	ONCE/WEEK	GRAB	
	PERMIT REQUIREMENT	*****	*****	****	*****	*****	126 DAILY MX	MPN		ONCE/WEEK	GRAB	
	SAMPLE MEASUREMENT											
	PERMIT REQUIREMENT											
	SAMPLE MEASUREMENT											
	PERMIT REQUIREMENT											
	SAMPLE MEASUREMENT											
	PERMIT REQUIREMENT											
	SAMPLE MEASUREMENT											
	PERMIT REQUIREMENT											
	SAMPLE MEASUREMENT											
	PERMIT REQUIREMENT											
NAME/TITLE PRINCIPAL EXECUTIVE OFFICER	I CERTIFY UNDER PENALTY OF LAW THAT I HAVE PERSONALLY EXAMINED AND AM FAMILIAR WITH THE INFORMATION SUBMITTED HEREIN, AND BASED ON MY INQUIRY OF THOSE INDIVIDUALS IMMEDIATELY RESPONSIBLE FOR OBTAINING THE INFORMATION, I BELIEVE THE SUBMITTED INFORMATION IS TRUE, ACCURATE AND COMPLETE. I AM AWARE THAT THERE ARE SIGNIFICANT PENALTIES FOR SUBMITTING FALSE INFORMATION, INCLUDING THE POSSIBILITY OF FINE AND IMPRISONMENT. SEE 18 U.S.C. SS1001 AND 33 U.S.C. SS 1319. (PENALTIES UNDER THESE STATUTES MAY INCLUDE FINES UP TO \$10,000 AND OR MAXIMUM IMPRISONMENT OF BETWEEN 6 MONTHS AND 5 YEARS.)							TFI PHONE		DATE		
Nicole Finneyrock Property Manager TYPED OR PRINTED	 SIGNATURE OF PRINCIPAL EXECUTIVE OFFICER OR AUTHORIZED AGEN							410	729-8350	15	05	21
							AREA CODE	NUMBER	YFAR	MONTH	DAY	

COMMENT AND EXPLANATION OF ANY VIOLATIONS (Reference all attachments here)

PERMITTEE NAME/ADDRESS (Include

Facility Name/Location if different)

Name BTR Hampstead, Inc

Address c/o BTR Capital Group Management

222 Courthouse Ct., Suite 300, Towson MD 21204

NATIONAL POLLUTANT DISCHARGE ELIMINATION SYSTEM (NPDES)

DISCHARGE MONITORING REPORT (DMR)

(2-16)

(17-19)

MD0001881

001

PERMIT NUMBER

DISCHARGE NUMBER

Form Approved.

OMB No.

Approval expires

*** NO DISCHARGE ***

NOTE: Read instructions before completing this form

Facility Groundwater Remediation and WWTP

Location 626 Hanover Pike

Attn:

MONITORING PERIOD						
YEAR	MO	DAY	TO	YEAR	MO	DAY
15	05	01	TO	15	05	31
(20-21) (22-23) (24-25)				(26-27) (28-29) (30-31)		

State Discharge Permit

07-DP-0022

PARAMETER (32-37)		(3 Card Only) QUANTITY OR LOADING (45-53)			(4 Card Only) QUALITY OR CONCENTRATION (38-45)				NO. EX (82-83)	FREQUENCY OF ANALYSIS (64-68)	SAMPLE TYPE (69-70)
		AVERAGE (46-53)	MAXIMUM (54-61)	UNITS	MINIMUM (38-45)	AVERAGE (46-53)	MAXIMUM (54-61)	UNITS			
BOD, 5-DAY (20 DEG. C) 00310 1 0 0 EFFLUENT GROSS VALUE	SAMPLE MEASUREMENT	*****	*****	****	*****	*****	5	(19)	0	ONCE/ MONTH	GRAB
	PERMIT REQUIREMENT	*****	*****	****	*****	*****	15 DAILY MX	MGL		ONCE/ MONTH	GRAB
pH 00400 1 0 0 EFFLUENT GROSS VALUE	SAMPLE MEASUREMENT	*****	*****	****	7.3	*****	7.8	(12)	0	TWICE/ WEEK	GRAB
	PERMIT REQUIREMENT	*****	*****	****	DAILY MN	*****	8.5 DAILY MX	SU		TWICE/ WEEK	GRAB
SOLIDS, TOTAL SUSPENDED 00530 1 0 C EFFLUENT GROSS VALUE	SAMPLE MEASUREMENT	*****	7	Lbs/day	*****	8	8	(19)	0	ONCE/ MONTH	GRAB
	PERMIT REQUIREMENT	*****	Req. Mon. MO MAX		*****	20 30DA AVG	30 DAILY MX	MGL		ONCE/ MONTH	GRAB
SOLIDS, TOTAL SUSPENDED 00530 1 1 C EFFLUENT GROSS VALUE	SAMPLE MEASUREMENT	*****	229	Lbs/mo	*****	*****	*****	****	0	ONCE/ MONTH	Calculated
	PERMIT REQUIREMENT	*****	Req. Mon. MO TOTAL		*****	*****	*****	****		ONCE/ MONTH	Calculated
SOLIDS, TOTAL SUSPENDED 00530 1 2 C EFFLUENT GROSS VALUE	SAMPLE MEASUREMENT	*****	1,919	Lbs/yr	*****	*****	*****	****	0	ONCE/ MONTH	Calculated
	PERMIT REQUIREMENT	*****	Req. Mon. CUM. TOTAL		*****	*****	*****	****		ONCE/ MONTH	Calculated
OIL AND GREASE TOTAL RECOVERABLE 70030 1 0 0 EFFLUENT GROSS VALUE	SAMPLE MEASUREMENT	*****	*****	****	*****	0	0	(19)	0	ONCE/ MONTH	GRAB
	PERMIT REQUIREMENT	*****	*****	****	*****	10 30DA AVG	15 DAILY MX	MGL		ONCE/ MONTH	GRAB
NITROGEN, TOTAL (AS N) 00600 1 0 0 EFFLUENT GROSS VALUE	SAMPLE MEASUREMENT	*****	2	Lbs/day	*****	2	2	(19)	0	ONCE/ MONTH	COMP-8
	PERMIT REQUIREMENT	*****	Req. Mon. MO MAX		*****	Req. Mon. 30DA AVG	Req. Mon. DAILY MX	MGL		ONCE/ MONTH	COMP-8
NAME/TITLE PRINCIPAL EXECUTIVE OFFICER		I CERTIFY UNDER PENALTY OF LAW THAT I HAVE PERSONALLY EXAMINED AND AM FAMILIAR WITH THE INFORMATION SUBMITTED HEREIN; AND BASED ON MY INQUIRY OF THOSE INDIVIDUALS IMMEDIATELY RESPONSIBLE FOR OBTAINING THE INFORMATION, I BELIEVE THE SUBMITTED INFORMATION IS TRUE, ACCURATE AND COMPLETE. I AM AWARE THAT THERE ARE SIGNIFICANT PENALTIES FOR SUBMITTING FALSE INFORMATION, INCLUDING THE POSSIBILITY OF FINE AND IMPRISONMENT. SEE 18 U.S.C. SS 1001 AND 33 U.S.C. SS 1319. (PENALTIES UNDER THESE STATUTES MAY INCLUDE FINES UP TO \$10,000 AND OR MAXIMUM IMPRISONMENT OF BETWEEN 6 MONTHS AND 5 YEARS.)				TELEPHONE		DATE			
Nicole Finneyrock Property Manager						410 729-8350		15 06 22			
TYPED OR PRINTED						AREA CODE NUMBER		YEAR MONTH DAY			
		SIGNATURE OF PRINCIPAL EXECUTIVE OFFICER OR AUTHORIZED AGENT									

COMMENT AND EXPLANATION OF ANY VIOLATIONS (Reference all attachments here)

EPA Form 3320-1 (Rev. 8095)

Previous editions may be used.

(REPLACES EPA FORM T-40 WHICH MAY NOT BE USED.)

PAGE 1 OF 3

PERMITTEE NAME/ADDRESS (Include

NATIONAL POLLUTANT DISCHARGE ELIMINATION SYSTEM (NPDES)

Facility Name/Location if different)

DISCHARGE MONITORING REPORT (DMR)

Form Approved.

Name BTR Hampstead, Inc

(2-16)

(17-19)

OMB No.

Address c/o BTR Capital Group Management

MD0001881

001

Approval expires

222 Courthouse Ct., Suite 300, Towson MD 21204

PERMIT NUMBER

DISCHARGE NUMBER

Facility Groundwater Remediation and WWTP

Location 626 Hanover Pike

Attn:

MONITORING PERIOD					
YEAR	MO	DAY	YEAR	MO	DAY
15	05	01	15	05	31
FROM (20-21) (22-23) (24-25)			TO (26-27) (28-28) (30-31)		

*** NO DISCHARGE ***
NOTE: Read instructions before completing this form

State Discharge Permit
07-DP-0022

PARAMETER (32-37)		(3 Card Only)	QUANTITY OR LOADING			(4 Card Only)	QUALITY OR CONCENTRATION			NO. EX (62-63)	FREQUENCY OF ANALYSIS (64-68)	SAMPLE TYPE (69-70)
		(48-53)	(54-61)	UNITS	(54-61)	(48-53)	(54-61)	UNITS				
		AVERAGE	MAXIMUM		MINIMUM	AVERAGE	MAXIMUM					
NITROGEN, TOTAL (AS N) 00600 1 1 0 EFFLUENT GROSS VALUE	SAMPLE MEASUREMENT	*****	68	Lbs/mo	*****	*****	*****	*****	0	ONCE/MONTH	Calculated	
	PERMIT REQUIREMENT	*****	Req. Mon. MO TOTAL		*****	*****	*****	*****		ONCE/MONTH	Calculated	
NITROGEN, TOTAL (AS N) 00600 1 2 0 EFFLUENT GROSS VALUE	SAMPLE MEASUREMENT	*****	942	Lbs/yr	*****	*****	*****	*****	0	ONCE/MONTH	Calculated	
	PERMIT REQUIREMENT	*****	Req. Mon. CUM TOTAL		*****	*****	*****	*****		ONCE/MONTH	Calculated	
PHOSPHOROUS, TOTAL (AS P) 00665 1 0 0 EFFLUENT GROSS VALUE	SAMPLE MEASUREMENT	*****	0	Lbs/day	*****	0	0	(19)	0	ONCE/MONTH	COMP -8	
	PERMIT REQUIREMENT	*****	Req. Mon. MO MAX		*****	Req. Mon. 30DA AVG	DAILY MX	MGL		ONCE/MONTH	COMP -8	
PHOSPHOROUS, TOTAL (AS P) 00665 1 1 0 EFFLUENT GROSS VALUE	SAMPLE MEASUREMENT	*****	0	Lbs/mo	*****	*****	*****	*****	0	ONCE/MONTH	Calculated	
	PERMIT REQUIREMENT	*****	Req. Mon. MO TOTAL		*****	*****	*****	*****		ONCE/MONTH	Calculated	
PHOSPHOROUS, TOTAL (AS P) 00665 1 2 0 EFFLUENT GROSS VALUE	SAMPLE MEASUREMENT	*****	14	Lbs/yr	*****	*****	*****	*****	0	ONCE/MONTH	Calculated	
	PERMIT REQUIREMENT	*****	Req. Mon. CUM TOTAL		*****	*****	*****	*****		ONCE/MONTH	Calculated	
TETRACHLOROETHYLE 34475 1 0 0 EFFLUENT GROSS VALUE	SAMPLE MEASUREMENT	*****	*****	****	*****	*****	0	(28)	0	ONCE/MONTH	GRAB	
	PERMIT REQUIREMENT	*****	*****	****	*****	*****	5.	UG/L		ONCE/MONTH	GRAB	
							DAILY MX					
1,1,1-TRICHLOROETHANE 34508 1 0 0 EFFLUENT GROSS VALUE	SAMPLE MEASUREMENT	*****	*****	****	*****	*****	0	(28)	0	ONCE/MONTH	GRAB	
	PERMIT REQUIREMENT	*****	*****	****	*****	*****	5.	UG/L		ONCE/MONTH	GRAB	
							DAILY MX					

SIGNATURE OF PRINCIPAL EXECUTIVE OFFICER OR AUTHORIZED AGENT

TFI PHONE		DATE		
410	729-8350	15	06	22
AREA CODE	NUMBER	YEAR	MONTH	DAY

COMMENT AND EXPLANATION OF ANY VIOLATIONS (Reference all attachments here)

PERMITTEE NAME/ADDRESS (Include

Facility Name/Location if different)

Name : BTR Hampstead, Inc

Address c/o BTR, Capital Group Management

222 Courthouse Ct., Suite 300, Towson MD 21204

NATIONAL POLLUTANT DISCHARGE ELIMINATION SYSTEM (NPDES)

DISCHARGE MONITORING REPORT (DMR)

(2-19)

(17-19)

MD0001881

001

PERMIT NUMBER

DISCHARGE NUMBER

Form Approved.

OMB No.

Approval expires

*** NO DISCHARGE ***

NOTE: Read instructions before completing this form

Facility : Groundwater Remediation and WWTP

Location 626 Hanover Pike

Attn:

MONITORING PERIOD						
YEAR	MO	DAY	TO	YEAR	MO	DAY
FROM 15	05	01		15	05	31
(20-21)	(22-23)	(24-25)		(26-27)	(28-29)	(30-31)

State Discharge Permit

07-DP-0022

PARAMETER (32-37)		(3 Card Only) QUANTITY OR LOADING			(4 Card Only) QUALITY OR CONCENTRATION				NO. EX (62-63)	FREQUENCY OF ANALYSIS (64-68)	SAMPLE TYPE (69-70)
		(46-53) AVERAGE	(54-61) MAXIMUM	UNITS	(38-45) MINIMUM	(46-53) AVERAGE	(54-61) MAXIMUM	UNITS			
FLOW, IN CONDUIT OR THRU TREATMENT PLANT 50050 1 0 0	SAMPLE SUREMENT	0.1183	0.1670	(03)	*****	*****	*****	*****	0	ONCE/ MONTH	Measured
EFFLUENT GROSS VALUE	PERMIT REQUIREMENT	REPORT	REPORT	MGD	*****	*****	*****	*****		ONCE/ MONTH	Measured
CHLORINE, TOTAL RESIDUAL 50060 1 0 0	SAMPLE MEASUREMENT	*****	*****	****	*****	<0.1	<0.1	(19)	0	ONCE/ MONTH	GRAB
EFFLUENT GROSS VALUE	PERMIT REQUIREMENT	*****	*****	****	*****	0.011 30DA AVG	0.019 DAILY MX	MG/L		ONCE/ MONTH	GRAB
E. COLI; MPN 51040 1 0 1	SAMPLE MEASUREMENT	*****	*****	****	*****	8	*****	(30)	0	ONCE/ MONTH	GRAB
EFFLUENT GROSS VALUE	PERMIT REQUIREMENT	*****	*****	****	*****	Req. Mon. GEO MEAN	*****	MPN		ONCE/ MONTH	GRAB
TRICHLOROETHENE 78391 1 0 0	SAMPLE MEASUREMENT	*****	*****	****	*****	*****	0	(28)	0	ONCE/ MONTH	GRAB
EFFLUENT GROSS VALUE	PERMIT REQUIREMENT	*****	*****	****	*****	*****	5 DAILY MX	UG/L		ONCE/ MONTH	GRAB
	SAMPLE MEASUREMENT										
	PERMIT REQUIREMENT										
	SAMPLE MEASUREMENT										
	PERMIT REQUIREMENT										
	SAMPLE MEASUREMENT										
	PERMIT REQUIREMENT										

NAME/TI Nicole Finneyrock Property Manager TYPED OR PRINTED	I CERTIFY UNDER PENALTY OF LAW THAT I HAVE PERSONALLY EXAMINED AND AM FAMILIAR WITH THE INFORMATION SUBMITTED HEREIN; AND BASED ON MY INQUIRY OF THOSE INDIVIDUALS IMMEDIATELY RESPONSIBLE FOR OBTAINING THE INFORMATION, I BELIEVE THE SUBMITTED INFORMATION IS TRUE, ACCURATE AND COMPLETE. I AM AWARE THAT THERE ARE SIGNIFICANT PENALTIES FOR SUBMITTING FALSE INFORMATION, INCLUDING THE POSSIBILITY OF FINE AND IMPRISONMENT. SEE 18 U.S.C. 891001 AND 33 U.S.C. 68 1319. (PENALTIES UNDER THESE STATUTES MAY INCLUDE FINES UP TO \$10,000 AND OR MAXIMUM IMPRISONMENT OF BETWEEN 6 MONTHS AND 5 YEARS.)	TELEPHONE		DATE		
		410	728-8350	15	08	22
	SIGNATURE OF PRINCIPAL EXECUTIVE OFFICER OR AUTHORIZED AGENT	AREA CODE	NUMBER	YEAR	MONTH	DAY

COMMENT AND EXPLANATION OF ANY VIOLATIONS (Reference all attachments here)

PERMITTEE NAME/ADDRESS (Include

Facility Name/Location if different)

Name **BTR Hampstead, Inc**

Address **c/o BTR Capital Group Management**

222 Courthouse Ct., Suite 300, Towson MD 21204

Facility **Groundwater Remediation and WWTP**

Location **626 Hanover Pike**

Attn:

NATIONAL POLLUTANT DISCHARGE ELIMINATION SYSTEM (NPDES)

DISCHARGE MONITORING REPORT (DMR)

(2-18)

(17-19)

MD0001881

101

PERMIT NUMBER

DISCHARGE NUMBER

Form Approved.

OMB No.

Approval expires

*** NO DISCHARGE ***

NOTE: Read instructions before completing this form

State Discharge Permit

07-DP-0022

MONITORING PERIOD						
YEAR	MO	DAY	TO	YEAR	MO	DAY
FROM 15	05	01		TO 15	05	31
(20-21)	(22-23)	(24-25)		(26-27)	(28-29)	(30-31)

PARAMETER (32-37)		(3 Card Only) (48-53)			UNITS	(4 Card Only) (38-45)			NO. EX (62-63)	FREQUENCY OF ANALYSIS (64-68)	SAMPLE TYPE (69-70)
		AVERAGE	MAXIMUM			MINIMUM	AVERAGE	MAXIMUM			
FLOW, IN CONDUIT OR THRU TREATMENT PLANT 50050 1 0 0	SAMPLE MEASUREMENT	135,581	201,000		(07)	*****	*****	*****	0	ONCE/ WEEK	Measured/ Recorded
EFFLUENT GROSS VALUE	PERMIT REQUIREMENT	REPORT	REPORT		GPD	*****	*****	*****		ONCE/ MONTH	Measured/ Recorded
E.COLI, MPN 51040 1 0 1	SAMPLE MEASUREMENT	*****	*****		****	*****	*****	1	0	ONCE/ WEEK	GRAB
EFFLUENT GROSS VALUE	PERMIT REQUIREMENT	*****	*****		****	*****	*****	126 DAILY MX	MPN	ONCE/ WEEK	GRAB
	SAMPLE MEASUREMENT										
	PERMIT REQUIREMENT										
	SAMPLE MEASUREMENT										
	PERMIT REQUIREMENT										
	SAMPLE MEASUREMENT										
	PERMIT REQUIREMENT										
	SAMPLE MEASUREMENT										
	PERMIT REQUIREMENT										
	SAMPLE MEASUREMENT										
	PERMIT REQUIREMENT										
NAME/TITLE PRINCIPAL EXECUTIVE OFFICER	I CERTIFY UNDER PENALTY OF LAW THAT I HAVE PERSONALLY EXAMINED AND AM FAMILIAR WITH THE INFORMATION SUBMITTED HEREIN, AND BASED ON MY INQUIRY OF THOSE INDIVIDUALS IMMEDIATELY RESPONSIBLE FOR OBTAINING THE INFORMATION, I BELIEVE THE SUBMITTED INFORMATION IS TRUE, ACCURATE AND COMPLETE. I AM AWARE THAT THERE ARE SIGNIFICANT PENALTIES FOR SUBMITTING FALSE INFORMATION, INCLUDING THE POSSIBILITY OF FINE AND IMPRISONMENT. SEE: 18 U.S.C. 861001 AND 33 U.S.C. 661319. (PENALTIES UNDER THESE STATUTES MAY INCLUDE FINES UP TO \$10,000 AND OR MAXIMUM IMPRISONMENT OF BETWEEN 6 MONTHS AND 5 YEARS.)						TELEPHONE		DATE		
Nicole Finneyrook Property Manager							410	729-8350	15	06	22
TYPED OR PRINTED							AREA CODE	NUMBER	YEAR	MONTH	DAY
COMMENT AND EXPLANATION OF ANY VIOLATIONS (Reference all attachments here)	SIGNATURE OF PRINCIPAL EXECUTIVE OFFICER OR AUTHORIZED AGEN										

PERMITTEE NAME/ADDRESS (Include

Facility Name/Location if different)

Name BTR Hampstead, Inc

Address c/o BTR Capital Group Management

222 Courthouse Ct., Suite 300, Towson MD 21204

NATIONAL POLLUTANT DISCHARGE ELIMINATION SYSTEM (NPDES)

DISCHARGE MONITORING REPORT (DMR)

(2-16)

(17-19)

MD0001881

001

PERMIT NUMBER

DISCHARGE NUMBER

Form Approved.

OMB No.

Approval expires

*** NO DISCHARGE ***

NOTE: Read instructions before completing this form

Facility Groundwater Remediation and WWTP


Location 626 Hanover Pike

City:

MONITORING PERIOD					
YEAR	MO	DAY	YEAR	MO	DAY
FROM 15	06	01	TO 15	06	30
(20-21)	(22-23)	(24-25)	(26-27)	(28-29)	(30-31)

State Discharge Permit

07-DP-0022

PARAMETER (42-37)		(3 Card Only) QUANTITY OR LOADING			(4 Card Only) QUALITY OR CONCENTRATION			NO. EX (62-63)	FREQUENCY OF ANALYSIS (64-68)	SAMPLE TYPE (69-70)	
		(46-53) AVERAGE	(54-61) MAXIMUM	UNITS	(38-45) MINIMUM	(46-53) AVERAGE	(54-61) MAXIMUM				UNITS
BOD, 5-DAY (20 DEG. C)	SAMPLE MEASUREMENT	*****	*****	****	*****	*****	6	(19)	0	ONCE/ MONTH	GRAB
00310 1 0 0	PERMIT REQUIREMENT	*****	*****	****	*****	*****	15	MG/L		ONCE/ MONTH	GRAB
EFFLUENT GROSS VALUE							DAILY MX				
pH	SAMPLE MEASUREMENT	*****	*****	****	7.2	*****	7.5	(12)	0	TWICE/ WEEK	GRAB
00400 1 0 0	PERMIT REQUIREMENT	*****	*****	****		*****	8.5	SU		TWICE/ WEEK	GRAB
EFFLUENT GROSS VALUE					DAILY MN		DAILY MX				
SOLIDS, TOTAL SUSPENDED	SAMPLE MEASUREMENT	*****	59	Lbs/day	*****	10	10	(19)	0	ONCE/ MONTH	GRAB
00530 1 0 0	PERMIT REQUIREMENT	*****	Req. Mon. MO MAX		*****	20	30	MG/L		ONCE/ MONTH	GRAB
EFFLUENT GROSS VALUE						30DA AVG	DAILY MX				
SOLIDS, TOTAL SUSPENDED	SAMPLE MEASUREMENT	*****	694	Lbs/mo	*****	*****	*****	****	0	ONCE/ MONTH	Calculated
00530 1 1 0	PERMIT REQUIREMENT	*****	Req. Mon. MO TOTAL		*****	*****	*****	****		ONCE/ MONTH	Calculated
EFFLUENT GROSS VALUE											
SOLIDS, TOTAL SUSPENDED	SAMPLE MEASUREMENT	*****	2,612	Lbs/yr	*****	*****	*****	****	0	ONCE/ MONTH	Calculated
00530 1 2 0	PERMIT REQUIREMENT	*****	Req. Mon. CUM TOTAL		*****	*****	*****	****		ONCE/ MONTH	Calculated
EFFLUENT GROSS VALUE											
OIL AND GREASE TOTAL RECOVERABLE	MEASUREMENT	*****	*****	****	*****	0	0	(19)	0	ONCE/ MONTH	GRAB
00030 1 0 0	PERMIT REQUIREMENT	*****	*****	****	*****	10	15	MG/L		ONCE/ MONTH	GRAB
EFFLUENT GROSS VALUE						30DA AVG	DAILY MX				
NITROGEN, TOTAL (AS N)	SAMPLE MEASUREMENT	*****	14	Lbs/day	*****	2	2	(19)	0	ONCE/ MONTH	COMP -8
00500 1 0 0	PERMIT REQUIREMENT	*****	Req. Mon. MO MAX		*****	Req. Mon. 30DA AVG	Req. Mon. DAILY MX	MG/L		ONCE/ MONTH	COMP -8
EFFLUENT GROSS VALUE											
NAME/TITLE PRINCIPAL EXECUTIVE OFFICER	I CERTIFY UNDER PENALTY OF LAW THAT I HAVE PERSONALLY EXAMINED AND AM FAMILIAR WITH THE INFORMATION SUBMITTED HEREIN; AND BASED ON MY INQUIRY OF THOSE INDIVIDUALS IMMEDIATELY RESPONSIBLE FOR OBTAINING THE INFORMATION, I BELIEVE THE SUBMITTED INFORMATION IS TRUE, ACCURATE AND COMPLETE. I AM AWARE THAT THERE ARE SIGNIFICANT PENALTIES FOR SUBMITTING FALSE INFORMATION, INCLUDING THE POSSIBILITY OF FINE AND IMPRISONMENT. SEE 18 U.S.C. §§1001 AND 83 U.S.C. §§ 1316. (PENALTIES UNDER THESE STATUTES MAY INCLUDE FINES UP TO \$10,000 AND OR MAXIMUM IMPRISONMENT OF BETWEEN 6 MONTHS AND 5 YEARS.)						TELEPHONE		DATE		
Nicole Finneyrock Property Manager							410	729-8350	15	07	20
TYPED OR PRINTED							AREA CODE	NUMBER	YEAR	MONTH	DAY

COMMENT AND EXPLANATION OF ANY VIOLATIONS (Reference all attachments here)

EPA Form 3320-1 (Rev. 8/95)

Previous editions may be used.

(REPLACES EPA FORM T-40 WHICH MAY NOT BE USED.)

PAGE 1 OF 3

PERMITTEE NAME/ADDRESS (Include

NATIONAL POLLUTANT DISCHARGE ELIMINATION SYSTEM (NPDES)

Facility Name/Location if different)

DISCHARGE MONITORING REPORT (DMR)

Form Approved.

Name BTR Hampstead, Inc

(2-16)

(17-19)

OMB No.

Address c/o BTR Capital Group Management

MD0001881

001

Approval expires

222 Courthouse Ct., Suite 300, Towson MD 21204

PERMIT NUMBER

DISCHARGE NUMBER

*** NO DISCHARGE ***

Facility Groundwater Remediation and WWTP

NOTE: Read instructions before completing this form

Location 626 Hanover Pike

State Discharge Permit

440:

07-DP-0022

MONITORING PERIOD					
YEAR	MO	DAY	YEAR	MO	DAY
FROM 15	06	01	TO 15	06	30
(20-21)	(22-23)	(24-25)	(26-27)	(28-29)	(30-31)

PARAMETER (32-37)		(3 Card Only) QUANTITY OR LOADING (45-53)			(4 Card Only) QUALITY OR CONCENTRATION (38-45)			NO. EX (62-63)	FREQUENCY OF ANALYSIS (64-68)	SAMPLE TYPE (69-70)
		AVERAGE (54-55)	MAXIMUM (54-61)	UNITS	MINIMUM (54-55)	AVERAGE (45-53)	MAXIMUM (54-61)			
NITROGEN, TOTAL (AS N) 00600 1 1 0 EFFLUENT GROSS VALUE	SAMPLE MEASUREMENT	*****	162	Lbs/mo	*****	*****	*****	0	ONCE/MONTH	Calculated
	PERMIT REQUIREMENT	*****	Req. Mon. MO TOTAL		*****	*****	*****		ONCE/MONTH	Calculated
NITROGEN, TOTAL (AS N) 00600 1 2 0 EFFLUENT GROSS VALUE	SAMPLE MEASUREMENT	*****	1,104	Lbs/yr	*****	*****	*****	0	ONCE/MONTH	Calculated
	PERMIT REQUIREMENT	*****	Req. Mon. CUM TOTAL		*****	*****	*****		ONCE/MONTH	Calculated
PHOSPHOROUS, TOTAL (AS P) 00665 1 0 0 EFFLUENT GROSS VALUE	SAMPLE MEASUREMENT	*****	0	Lbs/day	*****	0	0	(19)	ONCE/MONTH	COMP -8
	PERMIT REQUIREMENT	*****	Req. Mon. MO MAX		*****	Req. Mon. 30DA AVG	DAILY MX	MG/L	ONCE/MONTH	COMP -8
PHOSPHOROUS, TOTAL (AS P) 00665 1 1 0 EFFLUENT GROSS VALUE	SAMPLE MEASUREMENT	*****	6	Lbs/mo	*****	*****	*****	0	ONCE/MONTH	Calculated
	PERMIT REQUIREMENT	*****	Req. Mon. MO TOTAL		*****	*****	*****		ONCE/MONTH	Calculated
PHOSPHOROUS, TOTAL (AS P) 00665 1 2 0 EFFLUENT GROSS VALUE	SAMPLE MEASUREMENT	*****	20	Lbs/yr	*****	*****	*****	0	ONCE/MONTH	Calculated
	PERMIT REQUIREMENT	*****	Req. Mon. CUM TOTAL		*****	*****	*****		ONCE/MONTH	Calculated
TETRACHLOROETHYLE 34475 1 0 0 EFFLUENT GROSS VALUE	SAMPLE MEASUREMENT	*****	*****	****	*****	*****	0	(28)	ONCE/MONTH	GRAB
	PERMIT REQUIREMENT	*****	*****	****	*****	*****	5	UG/L	ONCE/MONTH	GRAB
1,1,1-TRICHLOROETHANE 34506 1 0 0 EFFLUENT GROSS VALUE	SAMPLE MEASUREMENT	*****	*****	****	*****	*****	0	(28)	ONCE/MONTH	GRAB
	PERMIT REQUIREMENT	*****	*****	****	*****	*****	5	UG/L	ONCE/MONTH	GRAB

NAME/TITLE PRINCIPAL EXECUTIVE OFFICER	I CERTIFY UNDER PENALTY OF LAW THAT I HAVE PERSONALLY EXAMINED AND AM FAMILIAR WITH THE INFORMATION SUBMITTED HEREIN; AND BASED ON MY INQUIRY OF THOSE INDIVIDUALS IMMEDIATELY RESPONSIBLE FOR OBTAINING THE INFORMATION I BELIEVE THE SUBMITTED INFORMATION IS TRUE, ACCURATE AND COMPLETE. I AM AWARE THAT THERE ARE SIGNIFICANT PENALTIES FOR SUBMITTING FALSE INFORMATION, INCLUDING THE POSSIBILITY OF FINE AND IMPRISONMENT. SEE 19 U.S.C. §§1001 AND 33 U.S.C. §§ 1319. (PENALTIES UNDER THESE STATUTES MAY INCLUDE FINES UP TO \$10,000 AND OR MAXIMUM IMPRISONMENT OF BETWEEN 6 MONTHS AND 5 YEARS.)	TELEPHONE		DATE	
Nicole Finneyfrock Property Manager TYPED OR PRINTED		SIGNATURE OF PRINCIPAL EXECUTIVE OFFICER OR AUTHORIZED AGEN	410 AREA CODE	729-8350 NUMBER	15 YFAR

COMMENT AND EXPLANATION OF ANY VIOLATIONS (Reference all attachments here)

PERMITTEE NAME/ADDRESS (Include

Facility Name/Location if different)

Name BTR Hampstead, Inc

Address c/o BTR Capital Group Management

222 Coudhouse Ct., Suite 300, Towson, MD 21204

NATIONAL POLLUTANT DISCHARGE ELIMINATION SYSTEM (NPDES)

DISCHARGE MONITORING REPORT (DMR)

(2-16)

(17-19)

MD0001881

001

PERMIT NUMBER

DISCHARGE NUMBER

Form Approved.

OMB No.

Approval expires

*** NO DISCHARGE ***

NOTE: Read instructions before completing this form

Facility Groundwater Remediation and WWTP
 Location 626 Hanover Pike
 Site:

MONITORING PERIOD					
YEAR	MO	DAY	YEAR	MO	DAY
FROM 15	06	01	TO 15	06	30
(20-21)	(22-23)	(24-25)	(26-27)	(28-29)	(30-31)

State Discharge Permit
07-DP-0022

PARAMETER (32-37)		(3 Card Only)			(4 Card Only)			NO. EX (62-63)	FREQUENCY OF ANALYSIS (64-68)	SAMPLE TYPE (69-70)
		QUANTITY OR LOADING			QUALITY OR CONCENTRATION					
		(48-51)	(54-51)	UNITS	(38-45)	(46-53)	(54-61)			
FLOW, IN CONDUIT OR THRU TREATMENT PLANT 50050 1 0 0	SAMPLE MEASUREMENT	0.2772	0.8800	(03)	*****	*****	*****	0	ONCE/MONTH	Measured
	PERMIT REQUIREMENT	REPORT	REPORT	MGD	*****	*****	*****	0	ONCE/MONTH	Measured
CHLORINE, TOTAL RESIDUAL 50060 1 0 0	SAMPLE MEASUREMENT	*****	*****	****	*****	<0.1	<0.1	(19)	ONCE/MONTH	GRAB
	PERMIT REQUIREMENT	*****	*****	****	*****	0.011 30DA AVG	0.019 DAILY MX	MG/L	ONCE/MONTH	GRAB
E. COLI, MPN 51040 1 0 1	SAMPLE MEASUREMENT	*****	*****	****	*****	1	*****	(30)	ONCE/MONTH	GRAB
	PERMIT REQUIREMENT	*****	*****	****	*****	Req. Mon. GEO MEAN	*****	MPN	ONCE/MONTH	GRAB
TRICHLOROETHENE 76391 1 0 0	SAMPLE MEASUREMENT	*****	*****	****	*****	*****	0	(28)	ONCE/MONTH	GRAB
	PERMIT REQUIREMENT	*****	*****	****	*****	*****	5 DAILY MX	UG/L	ONCE/MONTH	GRAB
	SAMPLE MEASUREMENT									
	PERMIT REQUIREMENT									
	SAMPLE MEASUREMENT									
	PERMIT REQUIREMENT									
	SAMPLE MEASUREMENT									
	PERMIT REQUIREMENT									

NAME: Nicole Finneyrock Property Manager TYPED OR PRINTED	I CERTIFY UNDER PENALTY OF LAW THAT I HAVE PERSONALLY EXAMINED AND AM FAMILIAR WITH THE INFORMATION SUBMITTED HEREIN; AND BASED ON MY INQUIRY OF THOSE INDIVIDUALS IMMEDIATELY RESPONSIBLE FOR OBTAINING THE INFORMATION, I BELIEVE THE SUBMITTED INFORMATION IS TRUE, ACCURATE AND COMPLETE. I AM AWARE THAT THERE ARE SIGNIFICANT PENALTIES FOR SUBMITTING FALSE INFORMATION, INCLUDING THE POSSIBILITY OF FINE AND IMPRISONMENT. SEE 19 U.S.C. SS1001 AND 33 U.S.C. SS 1319. (PENALTIES UNDER THESE STATUTES MAY INCLUDE FINES UP TO \$10,000 AND OR MAXIMUM IMPRISONMENT OF BETWEEN 6 MONTHS AND 5 YEARS.)	TELEPHONE		DATE		
		410	729-8350	15	07	20
	SIGNATURE OF PRINCIPAL EXECUTIVE OFFICER OR AUTHORIZED AGENT	AREA CODE	NUMBER	YEAR	MONTH	DAY

PERMITTEE NAME/ADDRESS (Include

Facility Name/Location if different)

Name BTR Hampstead, Inc

Address c/o BTR Captial Group Management

222 Courthouse Ct., Suite 300, Towson MD 21204

Facility Groundwater Remediation and WWTP

Location 626 Hanover Pike

Plant

NATIONAL POLLUTANT DISCHARGE ELIMINATION SYSTEM (NPDES)

DISCHARGE MONITORING REPORT (DMR)

(2-16)

(17-19)

MD0001881

101

PERMIT NUMBER

DISCHARGE NUMBER

Form Approved.

OMB No.

Approval expires

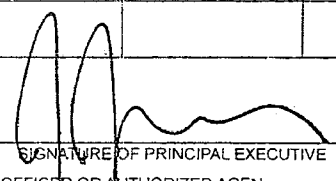
*** NO DISCHARGE ***

NOTE: Read instructions before completing this form

MONITORING PERIOD					
YEAR	MO	DAY	YEAR	MO	DAY
FROM 15	06	01	TO 15	06	30
(20-21)		(22-23)	(24-25)	(26-27)	
			(28-29)		(30-31)

State Discharge Permit

07-DP-0022

PARAMETER (32-37)		(3 Card Only) QUANTITY OR LOADING			(4 Card Only) QUALITY OR CONCENTRATION			NO. EX (62-63)	FREQUENCY OF ANALYSIS (64-68)	SAMPLE TYPE (69-70)	
		(46-53) AVERAGE	(54-61) MAXIMUM	UNITS	(36-45) MINIMUM	(46-53) AVERAGE	(54-61) MAXIMUM				UNITS
FLOW IN CONDUIT OR THRU TREATMENT PLANT 50050 1 0 0 EFFLUENT GROSS VALUE	SAMPLE MEASUREMENT	142,500	191,000	(07)	*****	*****	*****	0	ONCE/ WEEK	Measured/ Recorded	
	PERMIT REQUIREMENT	REPORT	REPORT	GPD	*****	*****	*****			ONCE/ MONTH	Measured/ Recorded
E. COLI MPN 51040 1 0 1 EFFLUENT GROSS VALUE	SAMPLE MEASUREMENT	*****	*****	****	*****	*****	27 (30)	0	ONCE/ WEEK	GRAB	
	PERMIT REQUIREMENT	*****	*****	****	*****	*****	126 DAILY MX			ONCE/ WEEK	GRAB
	SAMPLE MEASUREMENT										
	PERMIT REQUIREMENT										
	SAMPLE MEASUREMENT										
	PERMIT REQUIREMENT										
	SAMPLE MEASUREMENT										
	PERMIT REQUIREMENT										
	SAMPLE MEASUREMENT										
	PERMIT REQUIREMENT										
	SAMPLE MEASUREMENT										
	PERMIT REQUIREMENT										
	SAMPLE MEASUREMENT										
	PERMIT REQUIREMENT										
NAME/TITLE PRINCIPAL EXECUTIVE OFFICER	I CERTIFY UNDER PENALTY OF LAW THAT I HAVE PERSONALLY EXAMINED AND AM FAMILIAR WITH THE INFORMATION SUBMITTED HEREIN; AND BASED ON MY INQUIRY OF THOSE INDIVIDUALS IMMEDIATELY RESPONSIBLE FOR OBTAINING THE INFORMATION, I BELIEVE THE SUBMITTED INFORMATION IS TRUE, ACCURATE AND COMPLETE. I AM AWARE THAT THERE ARE SIGNIFICANT PENALTIES FOR SUBMITTING FALSE INFORMATION, INCLUDING THE POSSIBILITY OF FINE AND IMPRISONMENT. SEE 18 U.S.C. §§1001 AND 33 U.S.C. §§ 1319. (PENALTIES UNDER THESE STATUTES MAY INCLUDE FINES UP TO \$10,000 AND OR MAXIMUM IMPRISONMENT OF BETWEEN 6 MONTHS AND 5 YEARS.)						T/FI PPHONE		DATE		
Nicole Finneyfrock Property Manager							410	729-8350	15	07	20
TYPED OR PRINTED							AREA CODE	NUMBER	YEAR	MONTH	DAY
COMMENT AND EXPLANATION OF ANY VIOLATIONS (Reference all attachments here)	SIGNATURE OF PRINCIPAL EXECUTIVE OFFICER OR AUTHORIZED AGEN										

PERMITTEE NAME/ADDRESS (Include

Facility Name/Location if different)

Name BTR Hampstead, Inc

Address c/o BTR Capital Group Management

222 Courthouse Ct., Suite 300, Towson MD 21204

Facility Groundwater Remediation and WWTP

Location 626 Hanover Pike

City

NATIONAL POLLUTANT DISCHARGE ELIMINATION SYSTEM (NPDES)

DISCHARGE MONITORING REPORT (DMR)

(2-16)

(17-19)

MD0001881

201

PERMIT NUMBER

DISCHARGE NUMBER

Form Approved.

OMB No.

Approval expires

*** NO DISCHARGE ***

NOTE: Read instructions before completing this form

MONITORING PERIOD					
YEAR	MO	DAY	YEAR	MO	DAY
15	04	01	15	06	30
FROM (20-21) (22-23) (24-25)			TO (26-27) (28-29) (30-31)		

State Discharge Permit

07-DP-0022

PARAMETER (32-37)		(3 Card Only) QUANTITY OR LOADING (46-53) (54-61)			(4 Card Only) QUALITY OR CONCENTRATION (38-45) (46-53) (54-61)				NO. EX (62-63)	FREQUENCY OF ANALYSIS (64-68)	SAMPLE TYPE (69-70)
		AVERAGE	MAXIMUM	UNITS	MINIMUM	AVERAGE	MAXIMUM	UNITS			
TETRACHLOROETHYLENE 34475 1 0 0 EFFLUENT GROSS VALUE	SAMPLE MEASUREMENT	*****	*****	****	*****	0	0	(28)	0	One/ Quarter	Grab
	PERMIT REQUIREMENT	*****	*****	****	*****	REPORT	REPORT	UG/L		One/ Quarter	Grab
1,1,1-TRICHLOROETHANE 34506 1 0 0 EFFLUENT GROSS VALUE	SAMPLE MEASUREMENT	*****	*****	****	*****	0	0	(28)	0	One/ Quarter	Grab
	PERMIT REQUIREMENT	*****	*****	****	*****	REPORT	REPORT	UG/L		One/ Quarter	Grab
FLOW, IN CONDUIT OR THRU TREATMENT PLANT 50050 1 0 0 EFFLUENT GROSS VALUE	SAMPLE MEASUREMENT	243,107	308,735	(07)	*****	*****	*****	****	0	Measured	Record
	PERMIT REQUIREMENT	REPORT	REPORT	GPD	*****	*****	*****	****		Measured	Record
Total Volatile Organics (VOC) 51415 1 0 0 EFFLUENT GROSS VALUE	SAMPLE MEASUREMENT	*****	*****	****	*****	0	0	(28)	0	One/ Quarter	Grab
	PERMIT REQUIREMENT	*****	*****	****	*****	REPORT	100	UG/L		One/ Quarter	Grab
TRICHLOROETHENE 78391 1 0 0 EFFLUENT GROSS VALUE	SAMPLE MEASUREMENT	*****	*****	****	*****	0	0	(28)	0	One/ Quarter	Grab
	PERMIT REQUIREMENT	*****	*****	****	*****	REPORT	REPORT	UG/L		One/ Quarter	Grab
	SAMPLE MEASUREMENT										
	PERMIT REQUIREMENT										
	SAMPLE MEASUREMENT										
	PERMIT REQUIREMENT										

NAME/TITLE PRINCIPAL EXECUTIVE OFFICER Nicole Finneyfrack Property Manager TYPED OR PRINTED	I CERTIFY UNDER PENALTY OF LAW THAT I HAVE PERSONALLY EXAMINED AND AM FAMILIAR WITH THE INFORMATION SUBMITTED HEREIN; AND BASED ON MY INQUIRY OF THOSE INDIVIDUALS IMMEDIATELY RESPONSIBLE FOR OBTAINING THE INFORMATION I BELIEVE THE SUBMITTED INFORMATION IS TRUE, ACCURATE AND COMPLETE. I AM AWARE THAT THERE ARE SIGNIFICANT PENALTIES FOR SUBMITTING FALSE INFORMATION INCLUDING THE POSSIBILITY OF FINE AND IMPRISONMENT. SEE 16 U.S.C. 5510C1 AND 33 U.S.C. 551319. (PENALTIES UNDER THESE STATUTES MAY INCLUDE FINES UP TO \$10,000 AND OR MAXIMUM IMPRISONMENT OF BETWEEN 6 MONTHS AND 5 YEARS.)	TELEPHONE		DATE	
		410 AREA CODE	729-8350 NUMBER	15 YFAR	07 MONTH
SIGNATURE OF PRINCIPAL EXECUTIVE OFFICER OR AUTHORIZED AGENT					

COMMENT AND EXPANATION OF ANY VIOLATIONS (Reference all attachments here)

APPENDIX C
GROUNDWATER TREATMENT SYSTEM ANALYTICAL RESULTS

QC Laboratories

Analytical Report

Printed 04/15/15 11:14 DE36

CHERYL GRIFFIN
 MARYLAND ENVIRONMENTAL SERVICE A
 259 NAJOLES ROAD
 RE: BLACK & DECKER WWTP
 MILLERSVILLE, MD 21108

Order Number: L5535284
 Project Name: BLACK & DECKER WWTP
 Receive Date: 04-07-2015
 Client Code: MES_A
 Project Location: BLACK & DECKER WWTP

Account No: AL0341, MARYLAND ENVIRONMENTAL SERVICE A
 Project No: AL0341 BLK DECK WWTP, BLACK & DECKER WWTP

P.O. No: Inv. No: MES_AL0341
 PWSID No:

Sample ID L5535284-1 Sample Description BLACK & DECKER 001
 Received Date/Time 04/07/15 01:42pm
 Samp. Date/Time/Temp 04/07/15 09:33am NA C
 Sampled by Customer

Parameter	Result	RL	Units	Method	DF	Qual	Test Date, Time, Analyst
ENVIRONMENTAL MICROBIOLOGY							
E. Coli, MPN Cel(Delaware)	<1.0		MPN/100ml	SM 9223B			04/07/15 02:35PM SUB

Sample Comments:

L5535284-1 :
 E. coli was analyzed by Chesapeake Environmental Lab, Inc in Stevensville, MD.



PIN: 17237

Serial Number: 4511785

QC Laboratories

Analytical Report

Printed 05/01/15 13:59 DE36

CHERYL GRIFFIN
 MARYLAND ENVIRONMENTAL SERVICE B
 259 NAJOLES ROAD
 RE: BTR HAMPSTEAD WWTP
 MILLERSVILLE, MD 21108

Order Number: L5498622
 Project Name: BTR HAMPSTEAD WWTP
 Receive Date: 04-07-2015
 Client Code: MES_A
 Project Location: BTR HAMPSTEAD WWTP

Account No: AL0341, MARYLAND ENVIRONMENTAL SERVICE A
 Project No: AL0341 BTR WWTP, BTR HAMPSTEAD WWTP

P.O. No: Inv. No: MES_AL0341
 PWSID No:

Sample ID: L5498622-1 Sample Description: BTR 001 GRAB
 Satellite Received Temp 3.1 C Iced (Y/N): Y
 Received Date/Time/Temp 04/07/15 04:30pm 2.2 C Iced (Y/N): Y
 Samp. Date/Time/Temp 04/07/15 08:55am NA C
 Sampled by Customer

Parameter	Result	RL	Units	Method	DF	Qual	Test Date, Time, Analyst
GENERAL CHEMISTRY							
Hexane Ext. Material-HEM (oil+grease)	ND	5.00	mg/l	1664B HEM	1		04/28/15 02:00PM DFS
Total Suspended Solids (Delaware)	7.00	4.00	mg/l	SM 2540D	1		04/09/15 11:50AM MS3
Biochemical Oxygen Demand, 5 Day (DE)	5.00	2.00	mg/l	SM 5210B	1.5		04/08/15 08:20AM SKJ
GAS CHROMATOGRAPHY MASS SPECTROMETRY; VOLATILES							
1,1,1-Trichloroethane	ND	1.00	ug/l	EPA 624	1		04/17/15 11:52PM JAD
Tetrachloroethene	ND	1.00	ug/l	EPA 624	1		04/17/15 11:52PM JAD
Trichloroethene	ND	1.00	ug/l	EPA 624	1		04/17/15 11:52PM JAD

Sample ID: L5498622-2 Sample Description: BTR 001 COMP
 Satellite Received Temp 7.8 C Iced (Y/N): Y
 Received Date/Time/Temp 04/07/15 04:30pm 2.2 C Iced (Y/N): Y
 Samp. Date/Time/Temp 04/07/15 08:44am NA C
 Sampled by Customer

Parameter	Result	RL	Units	Method	DF	Qual	Test Date, Time, Analyst
GENERAL CHEMISTRY							
Nitrate/nitrite, total as N (Delaware)	2.16	0.500	mg/l	EPA 300.0	10		04/07/15 10:42PM SLD
Kjeldahl nitrogen, as N (Delaware)	1.49	0.200	mg/l	EPA 351.2	1		04/15/15 11:19AM ALW
Phosphorus total as P (Delaware)	0.0584	0.0500	mg/l	EPA 365.4	1		04/15/15 11:19AM ALW
Ammonia, as N (Delaware)	0.338	0.200	mg/l	SM 4500NH3-G	1		04/09/15 01:13PM ALW



PIN: 17237

Serial Number: 4555945

QC Laboratories

Analytical Report

Printed 04/15/15 11:14 DE36

CHERYL GRIFFIN
MARYLAND ENVIRONMENTAL SERVICE A
259 NAJOLAS ROAD
RE: BLACK & DECKER WWTP
MILLERSVILLE, MD 21108

Order Number: L5535285
Project Name: BLACK & DECKER WWTP
Receive Date: 04-07-2015
Client Code: MES_A
Project Location: BLACK & DECKER WWTP

Account No:AL0341, MARYLAND ENVIRONMENTAL SERVICE A
Project No: AL0341 BLK DECK WWTP, BLACK & DECKER WWTP

P.O. No: Inv. No: MES_AL0341
PWSID No:

Sample ID Sample Description Samp. Date/Time/Temp Sampled by
L5535285-1 BLACK & DECKER 101 04/07/15 09:16am NA C Customer
Received Date/Time 04/07/15 01:42pm

Parameter	Result	RL	Units	Method	DF	Qual	Test Date, Time, Analyst
ENVIRONMENTAL MICROBIOLOGY							
E. Coli, MPN Cel(Delaware)	<1.0		MPN/100ml	SM 9223B			04/07/15 02:37PM SUB

Sample Comments:

L5535285-1 :
E. coli was an analyzed by Chesapeake Environmental Lab, Inc in Stevensville, MD.



PIN: 17237

Serial Number: 4511805

QC Laboratories

Analytical Report

Printed 05/18/15 19:12 DE36

CHERYL GRIFFIN
MARYLAND ENVIRONMENTAL SERVICE A
259 NAJOLES ROAD
RE: BLACK & DECKER WWTP
MILLERSVILLE, MD 21108

Order Number: L5592821
Project Name: BLACK & DECKER WWTP
Receive Date: 05-05-2015
Client Code: MES_A
Project Location: BLACK & DECKER WWTP

Account No:AL0341, MARYLAND ENVIRONMENTAL SERVICE A
Project No: AL0341 BLK DECK WWTP, BLACK & DECKER WWTP

P.O. No: Inv. No: MES_AL0341
PWSID No:

Sample ID	Sample Description				Samp. Date/Time/Temp	Sampled by
L5592821-1	BLACK & DECKER 001				05/05/15 09:21am NA C	Customer
	Received Date/Time 05/05/15 01:58pm					
Parameter	Result	RL	Units	Method	DF	Qual Test Date, Time, Analyst
ENVIRONMENTAL MICROBIOLOGY						
E. Coli, MPN Cel(Delaware)	7.5		MPN/100ml	SM 9223B		05/05/15 02:47PM SUB

Sample Comments:

L5592821-1 :
E. coli was analyzed by Chesapeake Environmental Lab, Inc in Stevensville, MD.



PIN: 17237

Serial Number: 4598199

CHERYL GRIFFIN
MARYLAND ENVIRONMENTAL SERVICE A
259 NAJOLES ROAD
RE: BLACK & DECKER WWTP
MILLERSVILLE, MD 21108

Order Number: L5592820
Project Name: BLACK & DECKER WWTP
Receive Date: 05-05-2015
Client Code: MES_A
Project Location: BLACK & DECKER WWTP

Account No:AL0341, MARYLAND ENVIRONMENTAL SERVICE A
Project No: AL0341 BLK DECK WWTP, BLACK & DECKER WWTP

P.O. No: Inv. No: MES_AL0341
 PWSID No:

Sample ID	Sample Description				Samp. Date/Time/Temp	Sampled by
L5592820-1	BLACK & DECKER 101 Received Date/Time 05/05/15 01:58pm				05/05/15 09:32am	NA C Customer
Parameter	Result	RL	Units	Method	DF	Qual Test Date, Time, Analyst
ENVIRONMENTAL MICROBIOLOGY						
E. Coli, MPN Cel(Delaware)	<1.0		MPN/100ml	SM 9223B		05/05/15 02:46PM SUB

Sample Comments:
L5592820-1 :
E. coli was an analyzed by Chesapeake Environmental Lab, Inc in Stevensville, MD.



PIN: 17237

Serial Number: 4598138

QC Laboratories

Analytical Report

Printed 05/28/15 16:22 DE36

CHERYL GRIFFIN
MARYLAND ENVIRONMENTAL SERVICE B
259 NAJILES ROAD
RE: BTR HAMPSTEAD WWTP
MILLERSVILLE, MD 21108

Order Number: L5538833
Project Name: BTR HAMPSTEAD WWTP
Receive Date: 05-05-2015
Client Code: MES_A
Project Location: BTR HAMPSTEAD WWTP

Account No: AL0341, MARYLAND ENVIRONMENTAL SERVICE A
Project No: AL0341 BTR WWTP, BTR HAMPSTEAD WWTP

P.O. No: Inv. No: MES_AL0341
PWSID No:

Sample ID Sample Description Samp. Date/Time/Temp Sampled by
L5538833-1 BTR 001 GRAB 05/05/15 09:19am NA C Customer

Satellite Received Temp 4.4 C Iced (Y/N): Y
Received Date/Time/Temp 05/05/15 04:30pm 2.6 C Iced (Y/N): Y

Parameter	Result	RL	Units	Method	DF	Qual	Test Date, Time, Analyst
-----------	--------	----	-------	--------	----	------	--------------------------

GENERAL CHEMISTRY

Hexane Ext. Material-HEM (oil+grease)	ND	5.00	mg/l	1664B HEM	1		05/21/15 04:00PM DFS
Total Suspended Solids (Delaware)	7.50	5.00	mg/l	SM 2540D	1		05/11/15 04:21PM MS3
Biochemical Oxygen Demand, 5 Day (DE)	5.00	2.00	mg/l	SM 5210B	1.5		05/06/15 08:20AM SKJ

GAS CHROMATOGRAPHY MASS SPECTROMETRY; VOLATILES

1,1,1-Trichloroethane	ND	1.00	ug/l	EPA 624	1		05/11/15 07:56PM JAD
Tetrachloroethene	ND	1.00	ug/l	EPA 624	1		05/11/15 07:56PM JAD
Trichloroethene	ND	1.00	ug/l	EPA 624	1		05/11/15 07:56PM JAD

Sample ID Sample Description Samp. Date/Time/Temp Sampled by
L5538833-2 BTR 001 COMP 05/05/15 09:18am NA C Customer
Received Date/Time 05/05/15 04:30pm

Satellite Received Temp 4.4 C Iced (Y/N): Y

Parameter	Result	RL	Units	Method	DF	Qual	Test Date, Time, Analyst
-----------	--------	----	-------	--------	----	------	--------------------------

PIN: 17237

Serial Number: 4637065

QC Laboratories

Analytical Report

Printed 06/22/15 13:44 DE36

CHERYL GRIFFIN
MARYLAND ENVIRONMENTAL SERVICE A
259 NAJOLAS ROAD
RE: BLACK & DECKER WWTP
MILLERSVILLE, MD 21108

Order Number: L5652789
Project Name: BLACK & DECKER WWTP
Receive Date: 06-02-2015
Client Code: MES_A
Project Location: BLACK & DECKER WWTP

Account No: AL0341, MARYLAND ENVIRONMENTAL SERVICE A
Project No: AL0341 BLK DECK WWTP, BLACK & DECKER WWTP

P.O. No: Inv. No: MES_AL0341
PWSID No:

Sample ID Sample Description Samp. Date/Time/Temp Sampled by
L5652789-1 BLACK & DECKER 001 06/02/15 09:35am NA C Customer
Received Date/Time 06/02/15 02:00pm

Parameter	Result	RL	Units	Method	DF	Qual	Test Date, Time, Analyst
ENVIRONMENTAL MICROBIOLOGY							
E. Coli, MPN Cel(Delaware)	<1.0		MPN/100ml	SM 9223B			06/02/15 02:47PM. SUB

Sample Comments:

L5652789-1 :
E. coli was analyzed by Chesapeake Environmental Lab, Inc in Stevensville, MD.



PIN: 17237

Serial Number: 4730825

QC Laboratories

Analytical Report

Printed 06/18/15 15:21 DE36

CHERYL GRIFFIN
MARYLAND ENVIRONMENTAL SERVICE B
259 NAJOLLES ROAD
RE: BTR HAMPSTEAD WWTP
MILLERSVILLE, MD 21108

Order Number: L5587666
Project Name: BTR HAMPSTEAD WWTP
Receive Date: 06-02-2015
Client Code: MES_A
Project Location: BTR HAMPSTEAD WWTP

Account No: AL0341, MARYLAND ENVIRONMENTAL SERVICE A
Project No: AL0341 BTR WWTP, BTR HAMPSTEAD WWTP

P.O. No: Inv. No: MES_AL0341
 PWSID No:

Sample ID Sample Description Samp. Date/Time/Temp Sampled by
L5587666-1 BTR 001 GRAB 06/02/15 09:30am NA C Customer

Satellite Received Temp 2.0 C Iced (Y/N): Y
Received Date/Time/Temp 06/02/15 04:30pm 2.9 C Iced (Y/N): Y

Parameter	Result	RL	Units	Method	DF	Qual	Test Date, Time, Analyst
-----------	--------	----	-------	--------	----	------	--------------------------

GENERAL CHEMISTRY

Hexane Ext. Material-HEM (oil+grease)	ND	5.00	mg/l	1664B HEM	1		06/11/15 08:00AM JEM
Total Suspended Solids (Delaware)	10.0	4.00	mg/l	SM 2540D	1		06/04/15 01:08PM MS3
Biochemical Oxygen Demand, 5 Day (DE)	6.00	2.00	mg/l	SM 5210B	1.5		06/03/15 08:30AM SKJ

GAS CHROMATOGRAPHY MASS SPECTROMETRY; VOLATILES

1,1,1-Trichloroethane	ND	1.00	ug/l	EPA 624	1		06/09/15 07:14PM JAD
Tetrachloroethene	ND	1.00	ug/l	EPA 624	1		06/09/15 07:14PM JAD
Trichloroethene	ND	1.00	ug/l	EPA 624	1		06/09/15 07:14PM JAD

Sample ID Sample Description Samp. Date/Time/Temp Sampled by
L5587666-2 BTR 001 COMP 06/02/15 09:30am NA C Customer
Received Date/Time 06/02/15 04:30pm

Satellite Received Temp 2.0 C Iced (Y/N): Y

Parameter	Result	RL	Units	Method	DF	Qual	Test Date, Time, Analyst
-----------	--------	----	-------	--------	----	------	--------------------------

PIN: 17237

Serial Number: 4718325

QC Laboratories

Analytical Report

Printed 06/22/15 13:34 DE36

CHERYL GRIFFIN
MARYLAND ENVIRONMENTAL SERVICE A
259 NAJOLES ROAD
RE: BLACK & DECKER WWTP
MILLERSVILLE, MD 21108

Order Number: L5652791
Project Name: BLACK & DECKER WWTP
Receive Date: 06-02-2015
Client Code: MES_A
Project Location: BLACK & DECKER WWTP

Account No: AL0341, MARYLAND ENVIRONMENTAL SERVICE A
Project No: AL0341 BLK DECK WWTP, BLACK & DECKER WWTP

P.O. No: Inv. No: MES_AL0341
PWSID No:

Sample ID Sample Description Samp. Date/Time/Temp Sampled by
L5652791-1 BLACK & DECKER 101 06/02/15 09:53am NA C Customer
Received Date/Time 06/02/15 02:00pm

Parameter	Result	RL	Units	Method	DF	Qual	Test Date, Time, Analyst
ENVIRONMENTAL MICROBIOLOGY							
E. Coli, MPN Cel(Delaware)	<1.0		MPN/100ml	SM 9223B			06/02/15 02:48PM SUB

Sample Comments:

L5652791-1 :
E. coli was analyzed by Chesapeake Environmental Lab, Inc in Stevensville, MD.



PIN: 17237

Serial Number: 4730705

QC Laboratories

Analytical Report

Printed 04/28/15 16:15 DE36

CHERYL GRIFFIN
MARYLAND ENVIRONMENTAL SERVICE B
259 NAJILES ROAD
RE: BTR HAMPSTEAD WWTP
MILLERSVILLE, MD 21108

Order Number: L5544887
Project Name: BTR HAMPSTEAD WWTP
Receive Date: 04-21-2015
Client Code: MES_A
Project Location: BTR HAMPSTEAD WWTP

Account No: AL0341, MARYLAND ENVIRONMENTAL SERVICE A
Project No: AL0341 BTR WWTP, BTR HAMPSTEAD WWTP

P.O. No: Inv. No: MES_AL0341
PWSID No:

Sample ID L5544887-1 Sample Description BD042115-2 BTR-201
Samp. Date/Time/Temp 04/21/15 09:12am NA C Iced (Y/N): Y
Customer
Satellite Received Temp 1.6 C Iced (Y/N): Y
Received Date/Time/Temp 04/21/15 04:30pm 3.5 C Iced (Y/N): Y

Parameter	Result	RL	Units	Method	DF	Qual	Test Date, Time, Analyst
GAS CHROMATOGRAPHY MASS SPECTROMETRY; VOLATILES							
1,1,1-Trichloroethane	ND	1.00	ug/l	EPA 624	1		04/27/15 09:31PM JAD
1,1,2,2-Tetrachloroethane	ND	1.00	ug/l	EPA 624	1		04/27/15 09:31PM JAD
1,1,2-Trichloroethane	ND	1.00	ug/l	EPA 624	1		04/27/15 09:31PM JAD
1,1-Dichloroethane	ND	1.00	ug/l	EPA 624	1		04/27/15 09:31PM JAD
1,1-Dichloroethene	ND	1.00	ug/l	EPA 624	1		04/27/15 09:31PM JAD
1,2-Dichlorobenzene	ND	1.00	ug/l	EPA 624	1		04/27/15 09:31PM JAD
1,2-Dichloroethane	ND	1.00	ug/l	EPA 624	1		04/27/15 09:31PM JAD
1,2-Dichloropropane	ND	1.00	ug/l	EPA 624	1		04/27/15 09:31PM JAD
1,3-Dichlorobenzene	ND	1.00	ug/l	EPA 624	1		04/27/15 09:31PM JAD
1,4-Dichlorobenzene	ND	1.00	ug/l	EPA 624	1		04/27/15 09:31PM JAD
2-Chloroethyl vinyl ether	ND	1.00	ug/l	EPA 624	1		04/27/15 09:31PM JAD
Benzene	ND	1.00	ug/l	EPA 624	1		04/27/15 09:31PM JAD
Bromodichloromethane	ND	1.00	ug/l	EPA 624	1		04/27/15 09:31PM JAD
Bromoform	ND	1.00	ug/l	EPA 624	1		04/27/15 09:31PM JAD
Bromomethane	ND	1.00	ug/l	EPA 624	1		04/27/15 09:31PM JAD
Carbon tetrachloride	ND	1.00	ug/l	EPA 624	1		04/27/15 09:31PM JAD
Chlorobenzene	ND	1.00	ug/l	EPA 624	1		04/27/15 09:31PM JAD
Chloroethane	ND	1.00	ug/l	EPA 624	1		04/27/15 09:31PM JAD
Chloroform	ND	1.00	ug/l	EPA 624	1		04/27/15 09:31PM JAD
Chloromethane	ND	1.00	ug/l	EPA 624	1		04/27/15 09:31PM JAD
cis-1,3-Dichloropropene	ND	1.00	ug/l	EPA 624	1		04/27/15 09:31PM JAD
Dibromochloromethane	ND	1.00	ug/l	EPA 624	1		04/27/15 09:31PM JAD
Ethylbenzene	ND	1.00	ug/l	EPA 624	1		04/27/15 09:31PM JAD
Methylene chloride	ND	1.00	ug/l	EPA 624	1		04/27/15 09:31PM JAD
Tetrachloroethene	ND	1.00	ug/l	EPA 624	1		04/27/15 09:31PM JAD
Toluene	ND	1.00	ug/l	EPA 624	1		04/27/15 09:31PM JAD
trans-1,2-Dichloroethene	ND	1.00	ug/l	EPA 624	1		04/27/15 09:31PM JAD
trans-1,3-Dichloropropene	ND	1.00	ug/l	EPA 624	1		04/27/15 09:31PM JAD
Trichloroethene	ND	1.00	ug/l	EPA 624	1		04/27/15 09:31PM JAD
Trichlorofluoromethane	ND	1.00	ug/l	EPA 624	1		04/27/15 09:31PM JAD
Vinyl chloride	ND	1.00	ug/l	EPA 624	1		04/27/15 09:31PM JAD

PIN: 17237

Serial Number: 4544906

APPENDIX D
GROUNDWATER ANALYTICAL DATA PACKAGE (MAY 2015)

TestAmerica

THE LEADER IN ENVIRONMENTAL TESTING

ANALYTICAL REPORT

TestAmerica Laboratories, Inc.
TestAmerica Chicago
2417 Bond Street
University Park, IL 60484
Tel: (708)534-5200

TestAmerica Job ID: 500-96582-1
Client Project/Site: Black and Decker

For:
Weston Solutions, Inc.
1400 Weston Way
PO BOX 2653
West Chester, Pennsylvania 19380

Attn: Mr. Tom Cornuet



Authorized for release by:
6/11/2015 1:27:34 PM

Richard Wright, Senior Project Manager
(708)534-5200
richard.wright@testamericainc.com

LINKS

Review your project
results through

Total Access

Have a Question?

**Ask
The
Expert**

Visit us at:

www.testamericainc.com

The test results in this report meet all 2003 NELAC and 2009 TNI requirements for accredited parameters, exceptions are noted in this report. This report may not be reproduced except in full, and with written approval from the laboratory. For questions please contact the Project Manager at the e-mail address or telephone number listed on this page.

This report has been electronically signed and authorized by the signatory. Electronic signature is intended to be the legally binding equivalent of a traditionally handwritten signature.

Results relate only to the items tested and the sample(s) as received by the laboratory.

1

5

6

7

8

9

12

13

Table of Contents

Cover Page	1
Table of Contents	2
Case Narrative	3
Detection Summary	4
Method Summary	7
Sample Summary	8
Client Sample Results	9
Definitions	61
QC Association	62
Surrogate Summary	64
QC Sample Results	65
Chronicle	84
Certification Summary	89
Chain of Custody	90
Receipt Checklists	93



Case Narrative

Client: Weston Solutions, Inc.
Project/Site: Black and Decker

TestAmerica Job ID: 500-96582-1

Job ID: 500-96582-1

Laboratory: TestAmerica Chicago

Narrative

Job Narrative

500-96582-1

Comments

No additional comments.

Receipt

The samples were received on 5/28/2015 9:50 AM; the samples arrived in good condition, properly preserved and, where required, on ice. The temperature of the cooler at receipt was 3.4° C.

GC/MS VOA

Method(s) 8260B: The laboratory control sample (LCS) for batch 291414 recovered outside control limits for the following analyte: Bromoform. This analyte was biased high in the LCS and was not detected in the associated samples; therefore, the data have been reported.

No additional analytical or quality issues were noted, other than those described above or in the Definitions/Glossary page.

Detection Summary

Client: Weston Solutions, Inc.
Project/Site: Black and Decker

TestAmerica Job ID: 500-96582-1

Client Sample ID: RFW-1A

Lab Sample ID: 500-96582-1

No Detections.

Client Sample ID: RFW-1B

Lab Sample ID: 500-96582-2

No Detections.

Client Sample ID: RFW-2A

Lab Sample ID: 500-96582-3

No Detections.

Client Sample ID: RFW-2B

Lab Sample ID: 500-96582-4

No Detections.

Client Sample ID: RFW-3B

Lab Sample ID: 500-96582-5

Analyte	Result	Qualifier	RL	MDL	Unit	Dil Fac	D	Method	Prep Type
cis-1,2-Dichloroethene	1.3		1.0	0.12	ug/L	1		8260B	Total/NA

Client Sample ID: RFW-4A

Lab Sample ID: 500-96582-6

Analyte	Result	Qualifier	RL	MDL	Unit	Dil Fac	D	Method	Prep Type
cis-1,2-Dichloroethene	0.84	J	1.0	0.12	ug/L	1		8260B	Total/NA
Trichloroethene	25		0.50	0.19	ug/L	1		8260B	Total/NA
Tetrachloroethene	15		1.0	0.17	ug/L	1		8260B	Total/NA

Client Sample ID: RFW-4A DUP

Lab Sample ID: 500-96582-7

Analyte	Result	Qualifier	RL	MDL	Unit	Dil Fac	D	Method	Prep Type
cis-1,2-Dichloroethene	0.77	J	1.0	0.12	ug/L	1		8260B	Total/NA
Trichloroethene	24		0.50	0.19	ug/L	1		8260B	Total/NA
Tetrachloroethene	13		1.0	0.17	ug/L	1		8260B	Total/NA

Client Sample ID: RFW-4B

Lab Sample ID: 500-96582-8

Analyte	Result	Qualifier	RL	MDL	Unit	Dil Fac	D	Method	Prep Type
cis-1,2-Dichloroethene	3.1		1.0	0.12	ug/L	1		8260B	Total/NA
Chloroform	1.5		1.0	0.20	ug/L	1		8260B	Total/NA
Trichloroethene	53		0.50	0.19	ug/L	1		8260B	Total/NA
Tetrachloroethene	78		1.0	0.17	ug/L	1		8260B	Total/NA

Client Sample ID: RFW-6

Lab Sample ID: 500-96582-9

No Detections.

Client Sample ID: RFW-7

Lab Sample ID: 500-96582-10

Analyte	Result	Qualifier	RL	MDL	Unit	Dil Fac	D	Method	Prep Type
Trichloroethene	1.4		0.50	0.19	ug/L	1		8260B	Total/NA

Client Sample ID: RFW-9

Lab Sample ID: 500-96582-11

This Detection Summary does not include radiochemical test results.

TestAmerica Chicago

Detection Summary

Client: Weston Solutions, Inc.
Project/Site: Black and Decker

TestAmerica Job ID: 500-96582-1

Client Sample ID: RFW-9 (Continued)

Lab Sample ID: 500-96582-11

Analyte	Result	Qualifier	RL	MDL	Unit	Dil Fac	D	Method	Prep Type
cis-1,2-Dichloroethene	13		1.0	0.12	ug/L	1		8260B	Total/NA
Trichloroethene	7.1		0.50	0.19	ug/L	1		8260B	Total/NA
Tetrachloroethene	3.8		1.0	0.17	ug/L	1		8260B	Total/NA

Client Sample ID: RFW-11B

Lab Sample ID: 500-96582-12

Analyte	Result	Qualifier	RL	MDL	Unit	Dil Fac	D	Method	Prep Type
Trichloroethene	3.0		0.50	0.19	ug/L	1		8260B	Total/NA

Client Sample ID: RFW-12B

Lab Sample ID: 500-96582-13

Analyte	Result	Qualifier	RL	MDL	Unit	Dil Fac	D	Method	Prep Type
cis-1,2-Dichloroethene	1.1		1.0	0.12	ug/L	1		8260B	Total/NA
Trichloroethene	37		0.50	0.19	ug/L	1		8260B	Total/NA
Tetrachloroethene	3.4		1.0	0.17	ug/L	1		8260B	Total/NA

Client Sample ID: RFW-17

Lab Sample ID: 500-96582-14

Analyte	Result	Qualifier	RL	MDL	Unit	Dil Fac	D	Method	Prep Type
Benzene	1.3		0.50	0.074	ug/L	1		8260B	Total/NA

Client Sample ID: Trip Blank

Lab Sample ID: 500-96582-15

No Detections.

Client Sample ID: RFW-13

Lab Sample ID: 500-96582-16

Analyte	Result	Qualifier	RL	MDL	Unit	Dil Fac	D	Method	Prep Type
Trichloroethene	2.8		0.50	0.19	ug/L	1		8260B	Total/NA
Tetrachloroethene	15		1.0	0.17	ug/L	1		8260B	Total/NA

Client Sample ID: EW-2

Lab Sample ID: 500-96582-17

Analyte	Result	Qualifier	RL	MDL	Unit	Dil Fac	D	Method	Prep Type
cis-1,2-Dichloroethene	3.2		1.0	0.12	ug/L	1		8260B	Total/NA
Trichloroethene	160		0.50	0.19	ug/L	1		8260B	Total/NA
Tetrachloroethene	42		1.0	0.17	ug/L	1		8260B	Total/NA

Client Sample ID: EW-3

Lab Sample ID: 500-96582-18

Analyte	Result	Qualifier	RL	MDL	Unit	Dil Fac	D	Method	Prep Type
cis-1,2-Dichloroethene	2.2		1.0	0.12	ug/L	1		8260B	Total/NA
Trichloroethene	36		0.50	0.19	ug/L	1		8260B	Total/NA
Tetrachloroethene	1.3		1.0	0.17	ug/L	1		8260B	Total/NA

Client Sample ID: EW-4

Lab Sample ID: 500-96582-19

Analyte	Result	Qualifier	RL	MDL	Unit	Dil Fac	D	Method	Prep Type
cis-1,2-Dichloroethene	1.2		1.0	0.12	ug/L	1		8260B	Total/NA
Tetrachloroethene	8.4		1.0	0.17	ug/L	1		8260B	Total/NA
Trichloroethene - DL	330		2.5	0.95	ug/L	5		8260B	Total/NA

This Detection Summary does not include radiochemical test results.

TestAmerica Chicago

Detection Summary

Client: Weston Solutions, Inc.
Project/Site: Black and Decker

TestAmerica Job ID: 500-96582-1

Client Sample ID: EW-5

Lab Sample ID: 500-96582-20

Analyte	Result	Qualifier	RL	MDL	Unit	Dil Fac	D	Method	Prep Type
Trichloroethene	120		0.50	0.19	ug/L	1		8260B	Total/NA
Tetrachloroethene	3.2		1.0	0.17	ug/L	1		8260B	Total/NA

Client Sample ID: EW-6

Lab Sample ID: 500-96582-21

Analyte	Result	Qualifier	RL	MDL	Unit	Dil Fac	D	Method	Prep Type
Acetone	5.1		5.0	1.3	ug/L	1		8260B	Total/NA
Trichloroethene	5.6		0.50	0.19	ug/L	1		8260B	Total/NA
Tetrachloroethene	10		1.0	0.17	ug/L	1		8260B	Total/NA

Client Sample ID: EW-7

Lab Sample ID: 500-96582-22

Analyte	Result	Qualifier	RL	MDL	Unit	Dil Fac	D	Method	Prep Type
cis-1,2-Dichloroethene	5.2		1.0	0.12	ug/L	1		8260B	Total/NA
Trichloroethene	3.5		0.50	0.19	ug/L	1		8260B	Total/NA
Tetrachloroethene	8.1		1.0	0.17	ug/L	1		8260B	Total/NA

Client Sample ID: EW-8

Lab Sample ID: 500-96582-23

Analyte	Result	Qualifier	RL	MDL	Unit	Dil Fac	D	Method	Prep Type
1,1-Dichloroethane	0.76	J	1.0	0.19	ug/L	1		8260B	Total/NA
cis-1,2-Dichloroethene	24		1.0	0.12	ug/L	1		8260B	Total/NA
Trichloroethene	7.7		0.50	0.19	ug/L	1		8260B	Total/NA
Tetrachloroethene	75		1.0	0.17	ug/L	1		8260B	Total/NA

Client Sample ID: EW-9

Lab Sample ID: 500-96582-24

Analyte	Result	Qualifier	RL	MDL	Unit	Dil Fac	D	Method	Prep Type
Trichloroethene	0.66		0.50	0.19	ug/L	1		8260B	Total/NA
Tetrachloroethene	120		1.0	0.17	ug/L	1		8260B	Total/NA

Client Sample ID: EW-9 DUP

Lab Sample ID: 500-96582-25

Analyte	Result	Qualifier	RL	MDL	Unit	Dil Fac	D	Method	Prep Type
Trichloroethene	0.65		0.50	0.19	ug/L	1		8260B	Total/NA
Tetrachloroethene	120		1.0	0.17	ug/L	1		8260B	Total/NA

Client Sample ID: EW-10

Lab Sample ID: 500-96582-26

Analyte	Result	Qualifier	RL	MDL	Unit	Dil Fac	D	Method	Prep Type
Tetrachloroethene	0.99	J	1.0	0.17	ug/L	1		8260B	Total/NA

This Detection Summary does not include radiochemical test results.

TestAmerica Chicago

Method Summary

Client: Weston Solutions, Inc.
Project/Site: Black and Decker

TestAmerica Job ID: 500-96582-1

Method	Method Description	Protocol	Laboratory
8260B	VOC	SW846	TAL CHI

Protocol References:

SW846 = "Test Methods For Evaluating Solid Waste, Physical/Chemical Methods", Third Edition, November 1986 And Its Updates.

Laboratory References:

TAL CHI = TestAmerica Chicago, 2417 Bond Street, University Park, IL 60484, TEL (708)534-5200



Sample Summary

Client: Weston Solutions, Inc.
Project/Site: Black and Decker

TestAmerica Job ID: 500-96582-1

Lab Sample ID	Client Sample ID	Matrix	Collected	Received
500-96582-1	RFW-1A	Water	05/26/15 11:45	05/28/15 09:50
500-96582-2	RFW-1B	Water	05/26/15 17:40	05/28/15 09:50
500-96582-3	RFW-2A	Water	05/26/15 12:00	05/28/15 09:50
500-96582-4	RFW-2B	Water	05/26/15 12:05	05/28/15 09:50
500-96582-5	RFW-3B	Water	05/26/15 13:20	05/28/15 09:50
500-96582-6	RFW-4A	Water	05/27/15 08:00	05/28/15 09:50
500-96582-7	RFW-4A DUP	Water	05/27/15 08:00	05/28/15 09:50
500-96582-8	RFW-4B	Water	05/27/15 08:40	05/28/15 09:50
500-96582-9	RFW-6	Water	05/26/15 14:45	05/28/15 09:50
500-96582-10	RFW-7	Water	05/26/15 17:40	05/28/15 09:50
500-96582-11	RFW-9	Water	05/27/15 11:45	05/28/15 09:50
500-96582-12	RFW-11B	Water	05/27/15 13:20	05/28/15 09:50
500-96582-13	RFW-12B	Water	05/27/15 13:20	05/28/15 09:50
500-96582-14	RFW-17	Water	05/26/15 10:15	05/28/15 09:50
500-96582-15	Trip Blank	Water	05/26/15 07:00	05/28/15 09:50
500-96582-16	RFW-13	Water	05/26/15 16:45	05/28/15 09:50
500-96582-17	EW-2	Water	05/27/15 13:30	05/28/15 09:50
500-96582-18	EW-3	Water	05/27/15 12:10	05/28/15 09:50
500-96582-19	EW-4	Water	05/27/15 09:45	05/28/15 09:50
500-96582-20	EW-5	Water	05/27/15 09:15	05/28/15 09:50
500-96582-21	EW-6	Water	05/26/15 14:59	05/28/15 09:50
500-96582-22	EW-7	Water	05/26/15 15:10	05/28/15 09:50
500-96582-23	EW-8	Water	05/26/15 15:20	05/28/15 09:50
500-96582-24	EW-9	Water	05/26/15 15:35	05/28/15 09:50
500-96582-25	EW-9 DUP	Water	05/26/15 15:35	05/28/15 09:50
500-96582-26	EW-10	Water	05/26/15 13:40	05/28/15 09:50

TestAmerica Chicago

Client Sample Results

Client: Weston Solutions, Inc.
Project/Site: Black and Decker

TestAmerica Job ID: 500-96582-1

Client Sample ID: RFW-1A

Lab Sample ID: 500-96582-1

Date Collected: 05/26/15 11:45

Matrix: Water

Date Received: 05/28/15 09:50

Method: 8260B - VOC

Analyte	Result	Qualifier	RL	MDL	Unit	D	Prepared	Analyzed	Dil Fac
Benzene	<0.50		0.50	0.074	ug/L			06/05/15 18:32	1
Dichlorodifluoromethane	<1.0		1.0	0.20	ug/L			06/05/15 18:32	1
Chloromethane	<1.0		1.0	0.18	ug/L			06/05/15 18:32	1
Vinyl chloride	<0.50		0.50	0.10	ug/L			06/05/15 18:32	1
Bromomethane	<1.0		1.0	0.31	ug/L			06/05/15 18:32	1
Chloroethane	<1.0		1.0	0.34	ug/L			06/05/15 18:32	1
Trichlorofluoromethane	<1.0		1.0	0.19	ug/L			06/05/15 18:32	1
1,1-Dichloroethene	<1.0		1.0	0.31	ug/L			06/05/15 18:32	1
Carbon disulfide	<5.0		5.0	0.43	ug/L			06/05/15 18:32	1
Acetone	<5.0		5.0	1.3	ug/L			06/05/15 18:32	1
Methylene Chloride	<5.0		5.0	0.68	ug/L			06/05/15 18:32	1
trans-1,2-Dichloroethene	<1.0		1.0	0.25	ug/L			06/05/15 18:32	1
1,1-Dichloroethane	<1.0		1.0	0.19	ug/L			06/05/15 18:32	1
2,2-Dichloropropane	<1.0		1.0	0.32	ug/L			06/05/15 18:32	1
cis-1,2-Dichloroethene	<1.0		1.0	0.12	ug/L			06/05/15 18:32	1
Methyl Ethyl Ketone	<5.0		5.0	1.5	ug/L			06/05/15 18:32	1
Bromochloromethane	<1.0		1.0	0.40	ug/L			06/05/15 18:32	1
Chloroform	<1.0		1.0	0.20	ug/L			06/05/15 18:32	1
1,1,1-Trichloroethane	<1.0		1.0	0.20	ug/L			06/05/15 18:32	1
1,1-Dichloropropene	<1.0		1.0	0.34	ug/L			06/05/15 18:32	1
Carbon tetrachloride	<1.0		1.0	0.26	ug/L			06/05/15 18:32	1
1,2-Dichloroethane	<1.0		1.0	0.28	ug/L			06/05/15 18:32	1
Trichloroethene	<0.50		0.50	0.19	ug/L			06/05/15 18:32	1
1,2-Dichloropropane	<1.0		1.0	0.20	ug/L			06/05/15 18:32	1
Dibromomethane	<1.0		1.0	0.33	ug/L			06/05/15 18:32	1
Bromodichloromethane	<1.0		1.0	0.17	ug/L			06/05/15 18:32	1
cis-1,3-Dichloropropene	<1.0		1.0	0.18	ug/L			06/05/15 18:32	1
methyl isobutyl ketone	<5.0		5.0	0.33	ug/L			06/05/15 18:32	1
Toluene	<0.50		0.50	0.11	ug/L			06/05/15 18:32	1
trans-1,3-Dichloropropene	<1.0		1.0	0.21	ug/L			06/05/15 18:32	1
1,1,2-Trichloroethane	<1.0		1.0	0.28	ug/L			06/05/15 18:32	1
Tetrachloroethene	<1.0		1.0	0.17	ug/L			06/05/15 18:32	1
1,3-Dichloropropane	<1.0		1.0	0.13	ug/L			06/05/15 18:32	1
2-Hexanone	<5.0		5.0	0.56	ug/L			06/05/15 18:32	1
Dibromochloromethane	<1.0		1.0	0.32	ug/L			06/05/15 18:32	1
1,2-Dibromoethane	<1.0		1.0	0.36	ug/L			06/05/15 18:32	1
Chlorobenzene	<1.0		1.0	0.14	ug/L			06/05/15 18:32	1
1,1,1,2-Tetrachloroethane	<1.0		1.0	0.25	ug/L			06/05/15 18:32	1
Ethylbenzene	<0.50		0.50	0.13	ug/L			06/05/15 18:32	1
m&p-Xylene	<1.0		1.0	0.26	ug/L			06/05/15 18:32	1
o-Xylene	<0.50		0.50	0.068	ug/L			06/05/15 18:32	1
Styrene	<1.0		1.0	0.10	ug/L			06/05/15 18:32	1
Bromoform	<1.0		1.0	0.28	ug/L			06/05/15 18:32	1
Isopropylbenzene	<1.0		1.0	0.14	ug/L			06/05/15 18:32	1
Bromobenzene	<1.0		1.0	0.25	ug/L			06/05/15 18:32	1
1,1,2,2-Tetrachloroethane	<1.0		1.0	0.23	ug/L			06/05/15 18:32	1
1,2,3-Trichloropropane	<1.0		1.0	0.45	ug/L			06/05/15 18:32	1
N-Propylbenzene	<1.0		1.0	0.13	ug/L			06/05/15 18:32	1
2-Chlorotoluene	<1.0		1.0	0.21	ug/L			06/05/15 18:32	1

TestAmerica Chicago

Client Sample Results

Client: Weston Solutions, Inc.
Project/Site: Black and Decker

TestAmerica Job ID: 500-96582-1

Client Sample ID: RFW-1A

Lab Sample ID: 500-96582-1

Date Collected: 05/26/15 11:45

Matrix: Water

Date Received: 05/28/15 09:50

Method: 8260B - VOC (Continued)									
Analyte	Result	Qualifier	RL	MDL	Unit	D	Prepared	Analyzed	Dil Fac
1,3,5-Trimethylbenzene	<1.0		1.0	0.18	ug/L			06/05/15 18:32	1
4-Chlorotoluene	<1.0		1.0	0.20	ug/L			06/05/15 18:32	1
tert-Butylbenzene	<1.0		1.0	0.14	ug/L			06/05/15 18:32	1
1,2,4-Trimethylbenzene	<1.0		1.0	0.14	ug/L			06/05/15 18:32	1
sec-Butylbenzene	<1.0		1.0	0.15	ug/L			06/05/15 18:32	1
1,3-Dichlorobenzene	<1.0		1.0	0.15	ug/L			06/05/15 18:32	1
p-Isopropyltoluene	<1.0		1.0	0.17	ug/L			06/05/15 18:32	1
1,4-Dichlorobenzene	<1.0		1.0	0.15	ug/L			06/05/15 18:32	1
n-Butylbenzene	<1.0		1.0	0.13	ug/L			06/05/15 18:32	1
1,2-Dichlorobenzene	<1.0		1.0	0.27	ug/L			06/05/15 18:32	1
1,2-Dibromo-3-Chloropropane	<2.0		2.0	0.87	ug/L			06/05/15 18:32	1
1,2,4-Trichlorobenzene	<1.0		1.0	0.31	ug/L			06/05/15 18:32	1
Hexachlorobutadiene	<1.0		1.0	0.26	ug/L			06/05/15 18:32	1
Naphthalene	<1.0		1.0	0.16	ug/L			06/05/15 18:32	1
1,2,3-Trichlorobenzene	<1.0		1.0	0.24	ug/L			06/05/15 18:32	1
Surrogate	%Recovery	Qualifier	Limits				Prepared	Analyzed	Dil Fac
1,2-Dichloroethane-d4 (Surr)	94		75 - 125					06/05/15 18:32	1
Toluene-d8 (Surr)	97		75 - 120					06/05/15 18:32	1
4-Bromofluorobenzene (Surr)	99		75 - 120					06/05/15 18:32	1
Dibromofluoromethane	96		75 - 120					06/05/15 18:32	1

Client Sample Results

Client: Weston Solutions, Inc.
Project/Site: Black and Decker

TestAmerica Job ID: 500-96582-1

Client Sample ID: RFW-1B

Lab Sample ID: 500-96582-2

Date Collected: 05/26/15 17:40

Matrix: Water

Date Received: 05/28/15 09:50

Method: 8260B - VOC

Analyte	Result	Qualifier	RL	MDL	Unit	D	Prepared	Analyzed	Dil Fac
Benzene	<0.50		0.50	0.074	ug/L			06/05/15 19:00	1
Dichlorodifluoromethane	<1.0		1.0	0.20	ug/L			06/05/15 19:00	1
Chloromethane	<1.0		1.0	0.18	ug/L			06/05/15 19:00	1
Vinyl chloride	<0.50		0.50	0.10	ug/L			06/05/15 19:00	1
Bromomethane	<1.0		1.0	0.31	ug/L			06/05/15 19:00	1
Chloroethane	<1.0		1.0	0.34	ug/L			06/05/15 19:00	1
Trichlorofluoromethane	<1.0		1.0	0.19	ug/L			06/05/15 19:00	1
1,1-Dichloroethene	<1.0		1.0	0.31	ug/L			06/05/15 19:00	1
Carbon disulfide	<5.0		5.0	0.43	ug/L			06/05/15 19:00	1
Acetone	<5.0		5.0	1.3	ug/L			06/05/15 19:00	1
Methylene Chloride	<5.0		5.0	0.68	ug/L			06/05/15 19:00	1
trans-1,2-Dichloroethene	<1.0		1.0	0.25	ug/L			06/05/15 19:00	1
1,1-Dichloroethane	<1.0		1.0	0.19	ug/L			06/05/15 19:00	1
2,2-Dichloropropane	<1.0		1.0	0.32	ug/L			06/05/15 19:00	1
cis-1,2-Dichloroethene	<1.0		1.0	0.12	ug/L			06/05/15 19:00	1
Methyl Ethyl Ketone	<5.0		5.0	1.5	ug/L			06/05/15 19:00	1
Bromochloromethane	<1.0		1.0	0.40	ug/L			06/05/15 19:00	1
Chloroform	<1.0		1.0	0.20	ug/L			06/05/15 19:00	1
1,1,1-Trichloroethane	<1.0		1.0	0.20	ug/L			06/05/15 19:00	1
1,1-Dichloropropene	<1.0		1.0	0.34	ug/L			06/05/15 19:00	1
Carbon tetrachloride	<1.0		1.0	0.26	ug/L			06/05/15 19:00	1
1,2-Dichloroethane	<1.0		1.0	0.28	ug/L			06/05/15 19:00	1
Trichloroethene	<0.50		0.50	0.19	ug/L			06/05/15 19:00	1
1,2-Dichloropropane	<1.0		1.0	0.20	ug/L			06/05/15 19:00	1
Dibromomethane	<1.0		1.0	0.33	ug/L			06/05/15 19:00	1
Bromodichloromethane	<1.0		1.0	0.17	ug/L			06/05/15 19:00	1
cis-1,3-Dichloropropene	<1.0		1.0	0.18	ug/L			06/05/15 19:00	1
methyl isobutyl ketone	<5.0		5.0	0.33	ug/L			06/05/15 19:00	1
Toluene	<0.50		0.50	0.11	ug/L			06/05/15 19:00	1
trans-1,3-Dichloropropene	<1.0		1.0	0.21	ug/L			06/05/15 19:00	1
1,1,2-Trichloroethane	<1.0		1.0	0.28	ug/L			06/05/15 19:00	1
Tetrachloroethene	<1.0		1.0	0.17	ug/L			06/05/15 19:00	1
1,3-Dichloropropane	<1.0		1.0	0.13	ug/L			06/05/15 19:00	1
2-Hexanone	<5.0		5.0	0.56	ug/L			06/05/15 19:00	1
Dibromochloromethane	<1.0		1.0	0.32	ug/L			06/05/15 19:00	1
1,2-Dibromoethane	<1.0		1.0	0.36	ug/L			06/05/15 19:00	1
Chlorobenzene	<1.0		1.0	0.14	ug/L			06/05/15 19:00	1
1,1,1,2-Tetrachloroethane	<1.0		1.0	0.25	ug/L			06/05/15 19:00	1
Ethylbenzene	<0.50		0.50	0.13	ug/L			06/05/15 19:00	1
m&p-Xylene	<1.0		1.0	0.26	ug/L			06/05/15 19:00	1
o-Xylene	<0.50		0.50	0.068	ug/L			06/05/15 19:00	1
Styrene	<1.0		1.0	0.10	ug/L			06/05/15 19:00	1
Bromoform	<1.0		1.0	0.28	ug/L			06/05/15 19:00	1
Isopropylbenzene	<1.0		1.0	0.14	ug/L			06/05/15 19:00	1
Bromobenzene	<1.0		1.0	0.25	ug/L			06/05/15 19:00	1
1,1,2,2-Tetrachloroethane	<1.0		1.0	0.23	ug/L			06/05/15 19:00	1
1,2,3-Trichloropropane	<1.0		1.0	0.45	ug/L			06/05/15 19:00	1
N-Propylbenzene	<1.0		1.0	0.13	ug/L			06/05/15 19:00	1
2-Chlorotoluene	<1.0		1.0	0.21	ug/L			06/05/15 19:00	1

TestAmerica Chicago

Client Sample Results

Client: Weston Solutions, Inc.
Project/Site: Black and Decker

TestAmerica Job ID: 500-96582-1

Client Sample ID: RFW-1B

Lab Sample ID: 500-96582-2

Date Collected: 05/26/15 17:40

Matrix: Water

Date Received: 05/28/15 09:50

Method: 8260B - VOC (Continued)

Analyte	Result	Qualifier	RL	MDL	Unit	D	Prepared	Analyzed	Dil Fac
1,3,5-Trimethylbenzene	<1.0		1.0	0.18	ug/L			06/05/15 19:00	1
4-Chlorotoluene	<1.0		1.0	0.20	ug/L			06/05/15 19:00	1
tert-Butylbenzene	<1.0		1.0	0.14	ug/L			06/05/15 19:00	1
1,2,4-Trimethylbenzene	<1.0		1.0	0.14	ug/L			06/05/15 19:00	1
sec-Butylbenzene	<1.0		1.0	0.15	ug/L			06/05/15 19:00	1
1,3-Dichlorobenzene	<1.0		1.0	0.15	ug/L			06/05/15 19:00	1
p-Isopropyltoluene	<1.0		1.0	0.17	ug/L			06/05/15 19:00	1
1,4-Dichlorobenzene	<1.0		1.0	0.15	ug/L			06/05/15 19:00	1
n-Butylbenzene	<1.0		1.0	0.13	ug/L			06/05/15 19:00	1
1,2-Dichlorobenzene	<1.0		1.0	0.27	ug/L			06/05/15 19:00	1
1,2-Dibromo-3-Chloropropane	<2.0		2.0	0.87	ug/L			06/05/15 19:00	1
1,2,4-Trichlorobenzene	<1.0		1.0	0.31	ug/L			06/05/15 19:00	1
Hexachlorobutadiene	<1.0		1.0	0.26	ug/L			06/05/15 19:00	1
Naphthalene	<1.0		1.0	0.16	ug/L			06/05/15 19:00	1
1,2,3-Trichlorobenzene	<1.0		1.0	0.24	ug/L			06/05/15 19:00	1
Surrogate	%Recovery	Qualifier	Limits				Prepared	Analyzed	Dil Fac
1,2-Dichloroethane-d4 (Surr)	95		75 - 125					06/05/15 19:00	1
Toluene-d8 (Surr)	96		75 - 120					06/05/15 19:00	1
4-Bromofluorobenzene (Surr)	98		75 - 120					06/05/15 19:00	1
Dibromofluoromethane	97		75 - 120					06/05/15 19:00	1

TestAmerica Chicago

Client Sample Results

Client: Weston Solutions, Inc.
Project/Site: Black and Decker

TestAmerica Job ID: 500-96582-1

Client Sample ID: RFW-2A

Lab Sample ID: 500-96582-3

Date Collected: 05/26/15 12:00

Matrix: Water

Date Received: 05/28/15 09:50

Method: 8260B - VOC

Analyte	Result	Qualifier	RL	MDL	Unit	D	Prepared	Analyzed	Dil Fac
Benzene	<0.50		0.50	0.074	ug/L			06/05/15 19:29	1
Dichlorodifluoromethane	<1.0		1.0	0.20	ug/L			06/05/15 19:29	1
Chloromethane	<1.0		1.0	0.18	ug/L			06/05/15 19:29	1
Vinyl chloride	<0.50		0.50	0.10	ug/L			06/05/15 19:29	1
Bromomethane	<1.0		1.0	0.31	ug/L			06/05/15 19:29	1
Chloroethane	<1.0		1.0	0.34	ug/L			06/05/15 19:29	1
Trichlorofluoromethane	<1.0		1.0	0.19	ug/L			06/05/15 19:29	1
1,1-Dichloroethene	<1.0		1.0	0.31	ug/L			06/05/15 19:29	1
Carbon disulfide	<5.0		5.0	0.43	ug/L			06/05/15 19:29	1
Acetone	<5.0		5.0	1.3	ug/L			06/05/15 19:29	1
Methylene Chloride	<5.0		5.0	0.68	ug/L			06/05/15 19:29	1
trans-1,2-Dichloroethene	<1.0		1.0	0.25	ug/L			06/05/15 19:29	1
1,1-Dichloroethane	<1.0		1.0	0.19	ug/L			06/05/15 19:29	1
2,2-Dichloropropane	<1.0		1.0	0.32	ug/L			06/05/15 19:29	1
cis-1,2-Dichloroethene	<1.0		1.0	0.12	ug/L			06/05/15 19:29	1
Methyl Ethyl Ketone	<5.0		5.0	1.5	ug/L			06/05/15 19:29	1
Bromochloromethane	<1.0		1.0	0.40	ug/L			06/05/15 19:29	1
Chloroform	<1.0		1.0	0.20	ug/L			06/05/15 19:29	1
1,1,1-Trichloroethane	<1.0		1.0	0.20	ug/L			06/05/15 19:29	1
1,1-Dichloropropene	<1.0		1.0	0.34	ug/L			06/05/15 19:29	1
Carbon tetrachloride	<1.0		1.0	0.26	ug/L			06/05/15 19:29	1
1,2-Dichloroethane	<1.0		1.0	0.28	ug/L			06/05/15 19:29	1
Trichloroethene	<0.50		0.50	0.19	ug/L			06/05/15 19:29	1
1,2-Dichloropropane	<1.0		1.0	0.20	ug/L			06/05/15 19:29	1
Dibromomethane	<1.0		1.0	0.33	ug/L			06/05/15 19:29	1
Bromodichloromethane	<1.0		1.0	0.17	ug/L			06/05/15 19:29	1
cis-1,3-Dichloropropene	<1.0		1.0	0.18	ug/L			06/05/15 19:29	1
methyl isobutyl ketone	<5.0		5.0	0.33	ug/L			06/05/15 19:29	1
Toluene	<0.50		0.50	0.11	ug/L			06/05/15 19:29	1
trans-1,3-Dichloropropene	<1.0		1.0	0.21	ug/L			06/05/15 19:29	1
1,1,2-Trichloroethane	<1.0		1.0	0.28	ug/L			06/05/15 19:29	1
Tetrachloroethene	<1.0		1.0	0.17	ug/L			06/05/15 19:29	1
1,3-Dichloropropane	<1.0		1.0	0.13	ug/L			06/05/15 19:29	1
2-Hexanone	<5.0		5.0	0.56	ug/L			06/05/15 19:29	1
Dibromochloromethane	<1.0		1.0	0.32	ug/L			06/05/15 19:29	1
1,2-Dibromoethane	<1.0		1.0	0.36	ug/L			06/05/15 19:29	1
Chlorobenzene	<1.0		1.0	0.14	ug/L			06/05/15 19:29	1
1,1,1,2-Tetrachloroethane	<1.0		1.0	0.25	ug/L			06/05/15 19:29	1
Ethylbenzene	<0.50		0.50	0.13	ug/L			06/05/15 19:29	1
m&p-Xylene	<1.0		1.0	0.26	ug/L			06/05/15 19:29	1
o-Xylene	<0.50		0.50	0.068	ug/L			06/05/15 19:29	1
Styrene	<1.0		1.0	0.10	ug/L			06/05/15 19:29	1
Bromoform	<1.0		1.0	0.28	ug/L			06/05/15 19:29	1
Isopropylbenzene	<1.0		1.0	0.14	ug/L			06/05/15 19:29	1
Bromobenzene	<1.0		1.0	0.25	ug/L			06/05/15 19:29	1
1,1,2,2-Tetrachloroethane	<1.0		1.0	0.23	ug/L			06/05/15 19:29	1
1,2,3-Trichloropropane	<1.0		1.0	0.45	ug/L			06/05/15 19:29	1
N-Propylbenzene	<1.0		1.0	0.13	ug/L			06/05/15 19:29	1
2-Chlorotoluene	<1.0		1.0	0.21	ug/L			06/05/15 19:29	1

TestAmerica Chicago

Client Sample Results

Client: Weston Solutions, Inc.
Project/Site: Black and Decker

TestAmerica Job ID: 500-96582-1

Client Sample ID: RFW-2A

Lab Sample ID: 500-96582-3

Date Collected: 05/26/15 12:00

Matrix: Water

Date Received: 05/28/15 09:50

Method: 8260B - VOC (Continued)

Analyte	Result	Qualifier	RL	MDL	Unit	D	Prepared	Analyzed	Dil Fac
1,3,5-Trimethylbenzene	<1.0		1.0	0.18	ug/L			06/05/15 19:29	1
4-Chlorotoluene	<1.0		1.0	0.20	ug/L			06/05/15 19:29	1
tert-Butylbenzene	<1.0		1.0	0.14	ug/L			06/05/15 19:29	1
1,2,4-Trimethylbenzene	<1.0		1.0	0.14	ug/L			06/05/15 19:29	1
sec-Butylbenzene	<1.0		1.0	0.15	ug/L			06/05/15 19:29	1
1,3-Dichlorobenzene	<1.0		1.0	0.15	ug/L			06/05/15 19:29	1
p-Isopropyltoluene	<1.0		1.0	0.17	ug/L			06/05/15 19:29	1
1,4-Dichlorobenzene	<1.0		1.0	0.15	ug/L			06/05/15 19:29	1
n-Butylbenzene	<1.0		1.0	0.13	ug/L			06/05/15 19:29	1
1,2-Dichlorobenzene	<1.0		1.0	0.27	ug/L			06/05/15 19:29	1
1,2-Dibromo-3-Chloropropane	<2.0		2.0	0.87	ug/L			06/05/15 19:29	1
1,2,4-Trichlorobenzene	<1.0		1.0	0.31	ug/L			06/05/15 19:29	1
Hexachlorobutadiene	<1.0		1.0	0.26	ug/L			06/05/15 19:29	1
Naphthalene	<1.0		1.0	0.16	ug/L			06/05/15 19:29	1
1,2,3-Trichlorobenzene	<1.0		1.0	0.24	ug/L			06/05/15 19:29	1
Surrogate	%Recovery	Qualifier	Limits				Prepared	Analyzed	Dil Fac
1,2-Dichloroethane-d4 (Surr)	93		75 - 125					06/05/15 19:29	1
Toluene-d8 (Surr)	97		75 - 120					06/05/15 19:29	1
4-Bromofluorobenzene (Surr)	98		75 - 120					06/05/15 19:29	1
Dibromofluoromethane	97		75 - 120					06/05/15 19:29	1

TestAmerica Chicago

Client Sample Results

Client: Weston Solutions, Inc.
Project/Site: Black and Decker

TestAmerica Job ID: 500-96582-1

Client Sample ID: RFW-2B

Lab Sample ID: 500-96582-4

Date Collected: 05/26/15 12:05

Matrix: Water

Date Received: 05/28/15 09:50

Method: 8260B - VOC

Analyte	Result	Qualifier	RL	MDL	Unit	D	Prepared	Analyzed	Dil Fac
Benzene	<0.50		0.50	0.074	ug/L			06/05/15 19:57	1
Dichlorodifluoromethane	<1.0		1.0	0.20	ug/L			06/05/15 19:57	1
Chloromethane	<1.0		1.0	0.18	ug/L			06/05/15 19:57	1
Vinyl chloride	<0.50		0.50	0.10	ug/L			06/05/15 19:57	1
Bromomethane	<1.0		1.0	0.31	ug/L			06/05/15 19:57	1
Chloroethane	<1.0		1.0	0.34	ug/L			06/05/15 19:57	1
Trichlorofluoromethane	<1.0		1.0	0.19	ug/L			06/05/15 19:57	1
1,1-Dichloroethene	<1.0		1.0	0.31	ug/L			06/05/15 19:57	1
Carbon disulfide	<5.0		5.0	0.43	ug/L			06/05/15 19:57	1
Acetone	<5.0		5.0	1.3	ug/L			06/05/15 19:57	1
Methylene Chloride	<5.0		5.0	0.68	ug/L			06/05/15 19:57	1
trans-1,2-Dichloroethene	<1.0		1.0	0.25	ug/L			06/05/15 19:57	1
1,1-Dichloroethane	<1.0		1.0	0.19	ug/L			06/05/15 19:57	1
2,2-Dichloropropane	<1.0		1.0	0.32	ug/L			06/05/15 19:57	1
cis-1,2-Dichloroethene	<1.0		1.0	0.12	ug/L			06/05/15 19:57	1
Methyl Ethyl Ketone	<5.0		5.0	1.5	ug/L			06/05/15 19:57	1
Bromochloromethane	<1.0		1.0	0.40	ug/L			06/05/15 19:57	1
Chloroform	<1.0		1.0	0.20	ug/L			06/05/15 19:57	1
1,1,1-Trichloroethane	<1.0		1.0	0.20	ug/L			06/05/15 19:57	1
1,1-Dichloropropene	<1.0		1.0	0.34	ug/L			06/05/15 19:57	1
Carbon tetrachloride	<1.0		1.0	0.26	ug/L			06/05/15 19:57	1
1,2-Dichloroethane	<1.0		1.0	0.28	ug/L			06/05/15 19:57	1
Trichloroethene	<0.50		0.50	0.19	ug/L			06/05/15 19:57	1
1,2-Dichloropropane	<1.0		1.0	0.20	ug/L			06/05/15 19:57	1
Dibromomethane	<1.0		1.0	0.33	ug/L			06/05/15 19:57	1
Bromodichloromethane	<1.0		1.0	0.17	ug/L			06/05/15 19:57	1
cis-1,3-Dichloropropene	<1.0		1.0	0.18	ug/L			06/05/15 19:57	1
methyl isobutyl ketone	<5.0		5.0	0.33	ug/L			06/05/15 19:57	1
Toluene	<0.50		0.50	0.11	ug/L			06/05/15 19:57	1
trans-1,3-Dichloropropene	<1.0		1.0	0.21	ug/L			06/05/15 19:57	1
1,1,2-Trichloroethane	<1.0		1.0	0.28	ug/L			06/05/15 19:57	1
Tetrachloroethene	<1.0		1.0	0.17	ug/L			06/05/15 19:57	1
1,3-Dichloropropane	<1.0		1.0	0.13	ug/L			06/05/15 19:57	1
2-Hexanone	<5.0		5.0	0.56	ug/L			06/05/15 19:57	1
Dibromochloromethane	<1.0		1.0	0.32	ug/L			06/05/15 19:57	1
1,2-Dibromoethane	<1.0		1.0	0.36	ug/L			06/05/15 19:57	1
Chlorobenzene	<1.0		1.0	0.14	ug/L			06/05/15 19:57	1
1,1,1,2-Tetrachloroethane	<1.0		1.0	0.25	ug/L			06/05/15 19:57	1
Ethylbenzene	<0.50		0.50	0.13	ug/L			06/05/15 19:57	1
m&p-Xylene	<1.0		1.0	0.26	ug/L			06/05/15 19:57	1
o-Xylene	<0.50		0.50	0.068	ug/L			06/05/15 19:57	1
Styrene	<1.0		1.0	0.10	ug/L			06/05/15 19:57	1
Bromoform	<1.0		1.0	0.28	ug/L			06/05/15 19:57	1
Isopropylbenzene	<1.0		1.0	0.14	ug/L			06/05/15 19:57	1
Bromobenzene	<1.0		1.0	0.25	ug/L			06/05/15 19:57	1
1,1,2,2-Tetrachloroethane	<1.0		1.0	0.23	ug/L			06/05/15 19:57	1
1,2,3-Trichloropropane	<1.0		1.0	0.45	ug/L			06/05/15 19:57	1
N-Propylbenzene	<1.0		1.0	0.13	ug/L			06/05/15 19:57	1
2-Chlorotoluene	<1.0		1.0	0.21	ug/L			06/05/15 19:57	1

TestAmerica Chicago

Client Sample Results

Client: Weston Solutions, Inc.
Project/Site: Black and Decker

TestAmerica Job ID: 500-96582-1

Client Sample ID: RFW-2B

Lab Sample ID: 500-96582-4

Date Collected: 05/26/15 12:05

Matrix: Water

Date Received: 05/28/15 09:50

Method: 8260B - VOC (Continued)									
Analyte	Result	Qualifier	RL	MDL	Unit	D	Prepared	Analyzed	Dil Fac
1,3,5-Trimethylbenzene	<1.0		1.0	0.18	ug/L			06/05/15 19:57	1
4-Chlorotoluene	<1.0		1.0	0.20	ug/L			06/05/15 19:57	1
tert-Butylbenzene	<1.0		1.0	0.14	ug/L			06/05/15 19:57	1
1,2,4-Trimethylbenzene	<1.0		1.0	0.14	ug/L			06/05/15 19:57	1
sec-Butylbenzene	<1.0		1.0	0.15	ug/L			06/05/15 19:57	1
1,3-Dichlorobenzene	<1.0		1.0	0.15	ug/L			06/05/15 19:57	1
p-Isopropyltoluene	<1.0		1.0	0.17	ug/L			06/05/15 19:57	1
1,4-Dichlorobenzene	<1.0		1.0	0.15	ug/L			06/05/15 19:57	1
n-Butylbenzene	<1.0		1.0	0.13	ug/L			06/05/15 19:57	1
1,2-Dichlorobenzene	<1.0		1.0	0.27	ug/L			06/05/15 19:57	1
1,2-Dibromo-3-Chloropropane	<2.0		2.0	0.87	ug/L			06/05/15 19:57	1
1,2,4-Trichlorobenzene	<1.0		1.0	0.31	ug/L			06/05/15 19:57	1
Hexachlorobutadiene	<1.0		1.0	0.26	ug/L			06/05/15 19:57	1
Naphthalene	<1.0		1.0	0.16	ug/L			06/05/15 19:57	1
1,2,3-Trichlorobenzene	<1.0		1.0	0.24	ug/L			06/05/15 19:57	1
Surrogate	%Recovery	Qualifier	Limits				Prepared	Analyzed	Dil Fac
1,2-Dichloroethane-d4 (Surr)	93		75 - 125					06/05/15 19:57	1
Toluene-d8 (Surr)	96		75 - 120					06/05/15 19:57	1
4-Bromofluorobenzene (Surr)	96		75 - 120					06/05/15 19:57	1
Dibromofluoromethane	93		75 - 120					06/05/15 19:57	1

TestAmerica Chicago

Client Sample Results

Client: Weston Solutions, Inc.
Project/Site: Black and Decker

TestAmerica Job ID: 500-96582-1

Client Sample ID: RFW-3B

Lab Sample ID: 500-96582-5

Date Collected: 05/26/15 13:20

Matrix: Water

Date Received: 05/28/15 09:50

Method: 8260B - VOC

Analyte	Result	Qualifier	RL	MDL	Unit	D	Prepared	Analyzed	Dil Fac
Benzene	<0.50		0.50	0.074	ug/L			06/05/15 20:26	1
Dichlorodifluoromethane	<1.0		1.0	0.20	ug/L			06/05/15 20:26	1
Chloromethane	<1.0		1.0	0.18	ug/L			06/05/15 20:26	1
Vinyl chloride	<0.50		0.50	0.10	ug/L			06/05/15 20:26	1
Bromomethane	<1.0		1.0	0.31	ug/L			06/05/15 20:26	1
Chloroethane	<1.0		1.0	0.34	ug/L			06/05/15 20:26	1
Trichlorofluoromethane	<1.0		1.0	0.19	ug/L			06/05/15 20:26	1
1,1-Dichloroethene	<1.0		1.0	0.31	ug/L			06/05/15 20:26	1
Carbon disulfide	<5.0		5.0	0.43	ug/L			06/05/15 20:26	1
Acetone	<5.0		5.0	1.3	ug/L			06/05/15 20:26	1
Methylene Chloride	<5.0		5.0	0.68	ug/L			06/05/15 20:26	1
trans-1,2-Dichloroethene	<1.0		1.0	0.25	ug/L			06/05/15 20:26	1
1,1-Dichloroethane	<1.0		1.0	0.19	ug/L			06/05/15 20:26	1
2,2-Dichloropropane	<1.0		1.0	0.32	ug/L			06/05/15 20:26	1
cis-1,2-Dichloroethene	1.3		1.0	0.12	ug/L			06/05/15 20:26	1
Methyl Ethyl Ketone	<5.0		5.0	1.5	ug/L			06/05/15 20:26	1
Bromochloromethane	<1.0		1.0	0.40	ug/L			06/05/15 20:26	1
Chloroform	<1.0		1.0	0.20	ug/L			06/05/15 20:26	1
1,1,1-Trichloroethane	<1.0		1.0	0.20	ug/L			06/05/15 20:26	1
1,1-Dichloropropene	<1.0		1.0	0.34	ug/L			06/05/15 20:26	1
Carbon tetrachloride	<1.0		1.0	0.26	ug/L			06/05/15 20:26	1
1,2-Dichloroethane	<1.0		1.0	0.28	ug/L			06/05/15 20:26	1
Trichloroethene	<0.50		0.50	0.19	ug/L			06/05/15 20:26	1
1,2-Dichloropropane	<1.0		1.0	0.20	ug/L			06/05/15 20:26	1
Dibromomethane	<1.0		1.0	0.33	ug/L			06/05/15 20:26	1
Bromodichloromethane	<1.0		1.0	0.17	ug/L			06/05/15 20:26	1
cis-1,3-Dichloropropene	<1.0		1.0	0.18	ug/L			06/05/15 20:26	1
methyl isobutyl ketone	<5.0		5.0	0.33	ug/L			06/05/15 20:26	1
Toluene	<0.50		0.50	0.11	ug/L			06/05/15 20:26	1
trans-1,3-Dichloropropene	<1.0		1.0	0.21	ug/L			06/05/15 20:26	1
1,1,2-Trichloroethane	<1.0		1.0	0.28	ug/L			06/05/15 20:26	1
Tetrachloroethene	<1.0		1.0	0.17	ug/L			06/05/15 20:26	1
1,3-Dichloropropane	<1.0		1.0	0.13	ug/L			06/05/15 20:26	1
2-Hexanone	<5.0		5.0	0.56	ug/L			06/05/15 20:26	1
Dibromochloromethane	<1.0		1.0	0.32	ug/L			06/05/15 20:26	1
1,2-Dibromoethane	<1.0		1.0	0.36	ug/L			06/05/15 20:26	1
Chlorobenzene	<1.0		1.0	0.14	ug/L			06/05/15 20:26	1
1,1,1,2-Tetrachloroethane	<1.0		1.0	0.25	ug/L			06/05/15 20:26	1
Ethylbenzene	<0.50		0.50	0.13	ug/L			06/05/15 20:26	1
m&p-Xylene	<1.0		1.0	0.26	ug/L			06/05/15 20:26	1
o-Xylene	<0.50		0.50	0.068	ug/L			06/05/15 20:26	1
Styrene	<1.0		1.0	0.10	ug/L			06/05/15 20:26	1
Bromoform	<1.0		1.0	0.28	ug/L			06/05/15 20:26	1
Isopropylbenzene	<1.0		1.0	0.14	ug/L			06/05/15 20:26	1
Bromobenzene	<1.0		1.0	0.25	ug/L			06/05/15 20:26	1
1,1,1,2,2-Tetrachloroethane	<1.0		1.0	0.23	ug/L			06/05/15 20:26	1
1,2,3-Trichloropropane	<1.0		1.0	0.45	ug/L			06/05/15 20:26	1
N-Propylbenzene	<1.0		1.0	0.13	ug/L			06/05/15 20:26	1
2-Chlorotoluene	<1.0		1.0	0.21	ug/L			06/05/15 20:26	1

TestAmerica Chicago

Client Sample Results

Client: Weston Solutions, Inc.
Project/Site: Black and Decker

TestAmerica Job ID: 500-96582-1

Client Sample ID: RFW-3B

Lab Sample ID: 500-96582-5

Date Collected: 05/26/15 13:20

Matrix: Water

Date Received: 05/28/15 09:50

Method: 8260B - VOC (Continued)

Analyte	Result	Qualifier	RL	MDL	Unit	D	Prepared	Analyzed	Dil Fac
1,3,5-Trimethylbenzene	<1.0		1.0	0.18	ug/L			06/05/15 20:26	1
4-Chlorotoluene	<1.0		1.0	0.20	ug/L			06/05/15 20:26	1
tert-Butylbenzene	<1.0		1.0	0.14	ug/L			06/05/15 20:26	1
1,2,4-Trimethylbenzene	<1.0		1.0	0.14	ug/L			06/05/15 20:26	1
sec-Butylbenzene	<1.0		1.0	0.15	ug/L			06/05/15 20:26	1
1,3-Dichlorobenzene	<1.0		1.0	0.15	ug/L			06/05/15 20:26	1
p-Isopropyltoluene	<1.0		1.0	0.17	ug/L			06/05/15 20:26	1
1,4-Dichlorobenzene	<1.0		1.0	0.15	ug/L			06/05/15 20:26	1
n-Butylbenzene	<1.0		1.0	0.13	ug/L			06/05/15 20:26	1
1,2-Dichlorobenzene	<1.0		1.0	0.27	ug/L			06/05/15 20:26	1
1,2-Dibromo-3-Chloropropane	<2.0		2.0	0.87	ug/L			06/05/15 20:26	1
1,2,4-Trichlorobenzene	<1.0		1.0	0.31	ug/L			06/05/15 20:26	1
Hexachlorobutadiene	<1.0		1.0	0.26	ug/L			06/05/15 20:26	1
Naphthalene	<1.0		1.0	0.16	ug/L			06/05/15 20:26	1
1,2,3-Trichlorobenzene	<1.0		1.0	0.24	ug/L			06/05/15 20:26	1

Surrogate	%Recovery	Qualifier	Limits	Prepared	Analyzed	Dil Fac
1,2-Dichloroethane-d4 (Surr)	94		75 - 125		06/05/15 20:26	1
Toluene-d8 (Surr)	98		75 - 120		06/05/15 20:26	1
4-Bromofluorobenzene (Surr)	100		75 - 120		06/05/15 20:26	1
Dibromofluoromethane	95		75 - 120		06/05/15 20:26	1

TestAmerica Chicago

Client Sample Results

Client: Weston Solutions, Inc.
Project/Site: Black and Decker

TestAmerica Job ID: 500-96582-1

Client Sample ID: RFW-4A

Lab Sample ID: 500-96582-6

Date Collected: 05/27/15 08:00

Matrix: Water

Date Received: 05/28/15 09:50

Method: 8260B - VOC

Analyte	Result	Qualifier	RL	MDL	Unit	D	Prepared	Analyzed	Dil Fac
Benzene	<0.50		0.50	0.074	ug/L			06/09/15 15:56	1
Dichlorodifluoromethane	<1.0		1.0	0.20	ug/L			06/09/15 15:56	1
Chloromethane	<1.0		1.0	0.18	ug/L			06/09/15 15:56	1
Vinyl chloride	<0.50		0.50	0.10	ug/L			06/09/15 15:56	1
Bromomethane	<1.0		1.0	0.31	ug/L			06/09/15 15:56	1
Chloroethane	<1.0		1.0	0.34	ug/L			06/09/15 15:56	1
Trichlorofluoromethane	<1.0		1.0	0.19	ug/L			06/09/15 15:56	1
1,1-Dichloroethene	<1.0		1.0	0.31	ug/L			06/09/15 15:56	1
Carbon disulfide	<5.0		5.0	0.43	ug/L			06/09/15 15:56	1
Acetone	<5.0		5.0	1.3	ug/L			06/09/15 15:56	1
Methylene Chloride	<5.0		5.0	0.68	ug/L			06/09/15 15:56	1
trans-1,2-Dichloroethene	<1.0		1.0	0.25	ug/L			06/09/15 15:56	1
1,1-Dichloroethane	<1.0		1.0	0.19	ug/L			06/09/15 15:56	1
2,2-Dichloropropane	<1.0		1.0	0.32	ug/L			06/09/15 15:56	1
cis-1,2-Dichloroethene	0.84	J	1.0	0.12	ug/L			06/09/15 15:56	1
Methyl Ethyl Ketone	<5.0		5.0	1.5	ug/L			06/09/15 15:56	1
Bromochloromethane	<1.0		1.0	0.40	ug/L			06/09/15 15:56	1
Chloroform	<1.0		1.0	0.20	ug/L			06/09/15 15:56	1
1,1,1-Trichloroethane	<1.0		1.0	0.20	ug/L			06/09/15 15:56	1
1,1-Dichloropropene	<1.0		1.0	0.34	ug/L			06/09/15 15:56	1
Carbon tetrachloride	<1.0		1.0	0.26	ug/L			06/09/15 15:56	1
1,2-Dichloroethane	<1.0		1.0	0.28	ug/L			06/09/15 15:56	1
Trichloroethene	25		0.50	0.19	ug/L			06/09/15 15:56	1
1,2-Dichloropropane	<1.0		1.0	0.20	ug/L			06/09/15 15:56	1
Dibromomethane	<1.0		1.0	0.33	ug/L			06/09/15 15:56	1
Bromodichloromethane	<1.0		1.0	0.17	ug/L			06/09/15 15:56	1
cis-1,3-Dichloropropene	<1.0		1.0	0.18	ug/L			06/09/15 15:56	1
methyl isobutyl ketone	<5.0		5.0	0.33	ug/L			06/09/15 15:56	1
Toluene	<0.50		0.50	0.11	ug/L			06/09/15 15:56	1
trans-1,3-Dichloropropene	<1.0		1.0	0.21	ug/L			06/09/15 15:56	1
1,1,2-Trichloroethane	<1.0		1.0	0.28	ug/L			06/09/15 15:56	1
Tetrachloroethene	15		1.0	0.17	ug/L			06/09/15 15:56	1
1,3-Dichloropropane	<1.0		1.0	0.13	ug/L			06/09/15 15:56	1
2-Hexanone	<5.0		5.0	0.56	ug/L			06/09/15 15:56	1
Dibromochloromethane	<1.0		1.0	0.32	ug/L			06/09/15 15:56	1
1,2-Dibromoethane	<1.0		1.0	0.36	ug/L			06/09/15 15:56	1
Chlorobenzene	<1.0		1.0	0.14	ug/L			06/09/15 15:56	1
1,1,1,2-Tetrachloroethane	<1.0		1.0	0.25	ug/L			06/09/15 15:56	1
Ethylbenzene	<0.50		0.50	0.13	ug/L			06/09/15 15:56	1
m&p-Xylene	<1.0		1.0	0.26	ug/L			06/09/15 15:56	1
o-Xylene	<0.50		0.50	0.068	ug/L			06/09/15 15:56	1
Styrene	<1.0		1.0	0.10	ug/L			06/09/15 15:56	1
Bromoform	<1.0		1.0	0.28	ug/L			06/09/15 15:56	1
Isopropylbenzene	<1.0		1.0	0.14	ug/L			06/09/15 15:56	1
Bromobenzene	<1.0		1.0	0.25	ug/L			06/09/15 15:56	1
1,1,2,2-Tetrachloroethane	<1.0		1.0	0.23	ug/L			06/09/15 15:56	1
1,2,3-Trichloropropane	<1.0		1.0	0.45	ug/L			06/09/15 15:56	1
N-Propylbenzene	<1.0		1.0	0.13	ug/L			06/09/15 15:56	1
2-Chlorotoluene	<1.0		1.0	0.21	ug/L			06/09/15 15:56	1

TestAmerica Chicago

Client Sample Results

Client: Weston Solutions, Inc.
Project/Site: Black and Decker

TestAmerica Job ID: 500-96582-1

Client Sample ID: RFW-4A

Lab Sample ID: 500-96582-6

Date Collected: 05/27/15 08:00

Matrix: Water

Date Received: 05/28/15 09:50

Method: 8260B - VOC (Continued)

Analyte	Result	Qualifier	RL	MDL	Unit	D	Prepared	Analyzed	Dil Fac
1,3,5-Trimethylbenzene	<1.0		1.0	0.18	ug/L			06/09/15 15:56	1
4-Chlorotoluene	<1.0		1.0	0.20	ug/L			06/09/15 15:56	1
tert-Butylbenzene	<1.0		1.0	0.14	ug/L			06/09/15 15:56	1
1,2,4-Trimethylbenzene	<1.0		1.0	0.14	ug/L			06/09/15 15:56	1
sec-Butylbenzene	<1.0		1.0	0.15	ug/L			06/09/15 15:56	1
1,3-Dichlorobenzene	<1.0		1.0	0.15	ug/L			06/09/15 15:56	1
p-Isopropyltoluene	<1.0		1.0	0.17	ug/L			06/09/15 15:56	1
1,4-Dichlorobenzene	<1.0		1.0	0.15	ug/L			06/09/15 15:56	1
n-Butylbenzene	<1.0		1.0	0.13	ug/L			06/09/15 15:56	1
1,2-Dichlorobenzene	<1.0		1.0	0.27	ug/L			06/09/15 15:56	1
1,2-Dibromo-3-Chloropropane	<2.0		2.0	0.87	ug/L			06/09/15 15:56	1
1,2,4-Trichlorobenzene	<1.0		1.0	0.31	ug/L			06/09/15 15:56	1
Hexachlorobutadiene	<1.0		1.0	0.26	ug/L			06/09/15 15:56	1
Naphthalene	<1.0		1.0	0.16	ug/L			06/09/15 15:56	1
1,2,3-Trichlorobenzene	<1.0		1.0	0.24	ug/L			06/09/15 15:56	1

Surrogate	%Recovery	Qualifier	Limits	Prepared	Analyzed	Dil Fac
1,2-Dichloroethane-d4 (Surr)	96		75 - 125		06/09/15 15:56	1
Toluene-d8 (Surr)	96		75 - 120		06/09/15 15:56	1
4-Bromofluorobenzene (Surr)	91		75 - 120		06/09/15 15:56	1
Dibromofluoromethane	102		75 - 120		06/09/15 15:56	1

TestAmerica Chicago

Client Sample Results

Client: Weston Solutions, Inc.
Project/Site: Black and Decker

TestAmerica Job ID: 500-96582-1

Client Sample ID: RFW-4A DUP

Lab Sample ID: 500-96582-7

Date Collected: 05/27/15 08:00

Matrix: Water

Date Received: 05/28/15 09:50

Method: 8260B - VOC

Analyte	Result	Qualifier	RL	MDL	Unit	D	Prepared	Analyzed	Dil Fac
Benzene	<0.50		0.50	0.074	ug/L			06/09/15 16:21	1
Dichlorodifluoromethane	<1.0		1.0	0.20	ug/L			06/09/15 16:21	1
Chloromethane	<1.0		1.0	0.18	ug/L			06/09/15 16:21	1
Vinyl chloride	<0.50		0.50	0.10	ug/L			06/09/15 16:21	1
Bromomethane	<1.0		1.0	0.31	ug/L			06/09/15 16:21	1
Chloroethane	<1.0		1.0	0.34	ug/L			06/09/15 16:21	1
Trichlorofluoromethane	<1.0		1.0	0.19	ug/L			06/09/15 16:21	1
1,1-Dichloroethene	<1.0		1.0	0.31	ug/L			06/09/15 16:21	1
Carbon disulfide	<5.0		5.0	0.43	ug/L			06/09/15 16:21	1
Acetone	<5.0		5.0	1.3	ug/L			06/09/15 16:21	1
Methylene Chloride	<5.0		5.0	0.68	ug/L			06/09/15 16:21	1
trans-1,2-Dichloroethene	<1.0		1.0	0.25	ug/L			06/09/15 16:21	1
1,1-Dichloroethane	<1.0		1.0	0.19	ug/L			06/09/15 16:21	1
2,2-Dichloropropane	<1.0		1.0	0.32	ug/L			06/09/15 16:21	1
cis-1,2-Dichloroethene	0.77	J	1.0	0.12	ug/L			06/09/15 16:21	1
Methyl Ethyl Ketone	<5.0		5.0	1.5	ug/L			06/09/15 16:21	1
Bromochloromethane	<1.0		1.0	0.40	ug/L			06/09/15 16:21	1
Chloroform	<1.0		1.0	0.20	ug/L			06/09/15 16:21	1
1,1,1-Trichloroethane	<1.0		1.0	0.20	ug/L			06/09/15 16:21	1
1,1-Dichloropropene	<1.0		1.0	0.34	ug/L			06/09/15 16:21	1
Carbon tetrachloride	<1.0		1.0	0.26	ug/L			06/09/15 16:21	1
1,2-Dichloroethane	<1.0		1.0	0.28	ug/L			06/09/15 16:21	1
Trichloroethene	24		0.50	0.19	ug/L			06/09/15 16:21	1
1,2-Dichloropropane	<1.0		1.0	0.20	ug/L			06/09/15 16:21	1
Dibromomethane	<1.0		1.0	0.33	ug/L			06/09/15 16:21	1
Bromodichloromethane	<1.0		1.0	0.17	ug/L			06/09/15 16:21	1
cis-1,3-Dichloropropene	<1.0		1.0	0.18	ug/L			06/09/15 16:21	1
methyl isobutyl ketone	<5.0		5.0	0.33	ug/L			06/09/15 16:21	1
Toluene	<0.50		0.50	0.11	ug/L			06/09/15 16:21	1
trans-1,3-Dichloropropene	<1.0		1.0	0.21	ug/L			06/09/15 16:21	1
1,1,2-Trichloroethane	<1.0		1.0	0.28	ug/L			06/09/15 16:21	1
Tetrachloroethene	13		1.0	0.17	ug/L			06/09/15 16:21	1
1,3-Dichloropropane	<1.0		1.0	0.13	ug/L			06/09/15 16:21	1
2-Hexanone	<5.0		5.0	0.56	ug/L			06/09/15 16:21	1
Dibromochloromethane	<1.0		1.0	0.32	ug/L			06/09/15 16:21	1
1,2-Dibromoethane	<1.0		1.0	0.36	ug/L			06/09/15 16:21	1
Chlorobenzene	<1.0		1.0	0.14	ug/L			06/09/15 16:21	1
1,1,1,2-Tetrachloroethane	<1.0		1.0	0.25	ug/L			06/09/15 16:21	1
Ethylbenzene	<0.50		0.50	0.13	ug/L			06/09/15 16:21	1
m&p-Xylene	<1.0		1.0	0.26	ug/L			06/09/15 16:21	1
o-Xylene	<0.50		0.50	0.068	ug/L			06/09/15 16:21	1
Styrene	<1.0		1.0	0.10	ug/L			06/09/15 16:21	1
Bromoform	<1.0		1.0	0.28	ug/L			06/09/15 16:21	1
Isopropylbenzene	<1.0		1.0	0.14	ug/L			06/09/15 16:21	1
Bromobenzene	<1.0		1.0	0.25	ug/L			06/09/15 16:21	1
1,1,2,2-Tetrachloroethane	<1.0		1.0	0.23	ug/L			06/09/15 16:21	1
1,2,3-Trichloropropane	<1.0		1.0	0.45	ug/L			06/09/15 16:21	1
N-Propylbenzene	<1.0		1.0	0.13	ug/L			06/09/15 16:21	1
2-Chlorotoluene	<1.0		1.0	0.21	ug/L			06/09/15 16:21	1

TestAmerica Chicago

Client Sample Results

Client: Weston Solutions, Inc.
Project/Site: Black and Decker

TestAmerica Job ID: 500-96582-1

Client Sample ID: RFW-4A DUP

Lab Sample ID: 500-96582-7

Date Collected: 05/27/15 08:00

Matrix: Water

Date Received: 05/28/15 09:50

Method: 8260B - VOC (Continued)

Analyte	Result	Qualifier	RL	MDL	Unit	D	Prepared	Analyzed	Dil Fac
1,3,5-Trimethylbenzene	<1.0		1.0	0.18	ug/L			06/09/15 16:21	1
4-Chlorotoluene	<1.0		1.0	0.20	ug/L			06/09/15 16:21	1
tert-Butylbenzene	<1.0		1.0	0.14	ug/L			06/09/15 16:21	1
1,2,4-Trimethylbenzene	<1.0		1.0	0.14	ug/L			06/09/15 16:21	1
sec-Butylbenzene	<1.0		1.0	0.15	ug/L			06/09/15 16:21	1
1,3-Dichlorobenzene	<1.0		1.0	0.15	ug/L			06/09/15 16:21	1
p-Isopropyltoluene	<1.0		1.0	0.17	ug/L			06/09/15 16:21	1
1,4-Dichlorobenzene	<1.0		1.0	0.15	ug/L			06/09/15 16:21	1
n-Butylbenzene	<1.0		1.0	0.13	ug/L			06/09/15 16:21	1
1,2-Dichlorobenzene	<1.0		1.0	0.27	ug/L			06/09/15 16:21	1
1,2-Dibromo-3-Chloropropane	<2.0		2.0	0.87	ug/L			06/09/15 16:21	1
1,2,4-Trichlorobenzene	<1.0		1.0	0.31	ug/L			06/09/15 16:21	1
Hexachlorobutadiene	<1.0		1.0	0.26	ug/L			06/09/15 16:21	1
Naphthalene	<1.0		1.0	0.16	ug/L			06/09/15 16:21	1
1,2,3-Trichlorobenzene	<1.0		1.0	0.24	ug/L			06/09/15 16:21	1

Surrogate	%Recovery	Qualifier	Limits	Prepared	Analyzed	Dil Fac
1,2-Dichloroethane-d4 (Surr)	98		75 - 125		06/09/15 16:21	1
Toluene-d8 (Surr)	96		75 - 120		06/09/15 16:21	1
4-Bromofluorobenzene (Surr)	94		75 - 120		06/09/15 16:21	1
Dibromofluoromethane	100		75 - 120		06/09/15 16:21	1

TestAmerica Chicago

Client Sample Results

Client: Weston Solutions, Inc.
Project/Site: Black and Decker

TestAmerica Job ID: 500-96582-1

Client Sample ID: RFW-4B

Lab Sample ID: 500-96582-8

Date Collected: 05/27/15 08:40

Matrix: Water

Date Received: 05/28/15 09:50

Method: 8260B - VOC

Analyte	Result	Qualifier	RL	MDL	Unit	D	Prepared	Analyzed	Dil Fac
Benzene	<0.50		0.50	0.074	ug/L			06/09/15 17:31	1
Dichlorodifluoromethane	<1.0		1.0	0.20	ug/L			06/09/15 17:31	1
Chloromethane	<1.0		1.0	0.18	ug/L			06/09/15 17:31	1
Vinyl chloride	<0.50		0.50	0.10	ug/L			06/09/15 17:31	1
Bromomethane	<1.0		1.0	0.31	ug/L			06/09/15 17:31	1
Chloroethane	<1.0		1.0	0.34	ug/L			06/09/15 17:31	1
Trichlorofluoromethane	<1.0		1.0	0.19	ug/L			06/09/15 17:31	1
1,1-Dichloroethene	<1.0		1.0	0.31	ug/L			06/09/15 17:31	1
Carbon disulfide	<5.0		5.0	0.43	ug/L			06/09/15 17:31	1
Acetone	<5.0		5.0	1.3	ug/L			06/09/15 17:31	1
Methylene Chloride	<5.0		5.0	0.68	ug/L			06/09/15 17:31	1
trans-1,2-Dichloroethene	<1.0		1.0	0.25	ug/L			06/09/15 17:31	1
1,1-Dichloroethane	<1.0		1.0	0.19	ug/L			06/09/15 17:31	1
2,2-Dichloropropane	<1.0		1.0	0.32	ug/L			06/09/15 17:31	1
cis-1,2-Dichloroethene	3.1		1.0	0.12	ug/L			06/09/15 17:31	1
Methyl Ethyl Ketone	<5.0		5.0	1.5	ug/L			06/09/15 17:31	1
Bromochloromethane	<1.0		1.0	0.40	ug/L			06/09/15 17:31	1
Chloroform	1.5		1.0	0.20	ug/L			06/09/15 17:31	1
1,1,1-Trichloroethane	<1.0		1.0	0.20	ug/L			06/09/15 17:31	1
1,1-Dichloropropene	<1.0		1.0	0.34	ug/L			06/09/15 17:31	1
Carbon tetrachloride	<1.0		1.0	0.26	ug/L			06/09/15 17:31	1
1,2-Dichloroethane	<1.0		1.0	0.28	ug/L			06/09/15 17:31	1
Trichloroethene	53		0.50	0.19	ug/L			06/09/15 17:31	1
1,2-Dichloropropane	<1.0		1.0	0.20	ug/L			06/09/15 17:31	1
Dibromomethane	<1.0		1.0	0.33	ug/L			06/09/15 17:31	1
Bromodichloromethane	<1.0		1.0	0.17	ug/L			06/09/15 17:31	1
cis-1,3-Dichloropropene	<1.0		1.0	0.18	ug/L			06/09/15 17:31	1
methyl isobutyl ketone	<5.0		5.0	0.33	ug/L			06/09/15 17:31	1
Toluene	<0.50		0.50	0.11	ug/L			06/09/15 17:31	1
trans-1,3-Dichloropropene	<1.0		1.0	0.21	ug/L			06/09/15 17:31	1
1,1,2-Trichloroethane	<1.0		1.0	0.28	ug/L			06/09/15 17:31	1
Tetrachloroethene	78		1.0	0.17	ug/L			06/09/15 17:31	1
1,3-Dichloropropane	<1.0		1.0	0.13	ug/L			06/09/15 17:31	1
2-Hexanone	<5.0		5.0	0.56	ug/L			06/09/15 17:31	1
Dibromochloromethane	<1.0		1.0	0.32	ug/L			06/09/15 17:31	1
1,2-Dibromoethane	<1.0		1.0	0.36	ug/L			06/09/15 17:31	1
Chlorobenzene	<1.0		1.0	0.14	ug/L			06/09/15 17:31	1
1,1,1,2-Tetrachloroethane	<1.0		1.0	0.25	ug/L			06/09/15 17:31	1
Ethylbenzene	<0.50		0.50	0.13	ug/L			06/09/15 17:31	1
m&p-Xylene	<1.0		1.0	0.26	ug/L			06/09/15 17:31	1
o-Xylene	<0.50		0.50	0.068	ug/L			06/09/15 17:31	1
Styrene	<1.0		1.0	0.10	ug/L			06/09/15 17:31	1
Bromoform	<1.0		1.0	0.28	ug/L			06/09/15 17:31	1
Isopropylbenzene	<1.0		1.0	0.14	ug/L			06/09/15 17:31	1
Bromobenzene	<1.0		1.0	0.25	ug/L			06/09/15 17:31	1
1,1,2,2-Tetrachloroethane	<1.0		1.0	0.23	ug/L			06/09/15 17:31	1
1,2,3-Trichloropropane	<1.0		1.0	0.45	ug/L			06/09/15 17:31	1
N-Propylbenzene	<1.0		1.0	0.13	ug/L			06/09/15 17:31	1
2-Chlorotoluene	<1.0		1.0	0.21	ug/L			06/09/15 17:31	1

TestAmerica Chicago

Client Sample Results

Client: Weston Solutions, Inc.
Project/Site: Black and Decker

TestAmerica Job ID: 500-96582-1

Client Sample ID: RFW-4B

Lab Sample ID: 500-96582-8

Date Collected: 05/27/15 08:40

Matrix: Water

Date Received: 05/28/15 09:50

Method: 8260B - VOC (Continued)

Analyte	Result	Qualifier	RL	MDL	Unit	D	Prepared	Analyzed	Dil Fac
1,3,5-Trimethylbenzene	<1.0		1.0	0.18	ug/L			06/09/15 17:31	1
4-Chlorotoluene	<1.0		1.0	0.20	ug/L			06/09/15 17:31	1
tert-Butylbenzene	<1.0		1.0	0.14	ug/L			06/09/15 17:31	1
1,2,4-Trimethylbenzene	<1.0		1.0	0.14	ug/L			06/09/15 17:31	1
sec-Butylbenzene	<1.0		1.0	0.15	ug/L			06/09/15 17:31	1
1,3-Dichlorobenzene	<1.0		1.0	0.15	ug/L			06/09/15 17:31	1
p-Isopropyltoluene	<1.0		1.0	0.17	ug/L			06/09/15 17:31	1
1,4-Dichlorobenzene	<1.0		1.0	0.15	ug/L			06/09/15 17:31	1
n-Butylbenzene	<1.0		1.0	0.13	ug/L			06/09/15 17:31	1
1,2-Dichlorobenzene	<1.0		1.0	0.27	ug/L			06/09/15 17:31	1
1,2-Dibromo-3-Chloropropane	<2.0		2.0	0.87	ug/L			06/09/15 17:31	1
1,2,4-Trichlorobenzene	<1.0		1.0	0.31	ug/L			06/09/15 17:31	1
Hexachlorobutadiene	<1.0		1.0	0.26	ug/L			06/09/15 17:31	1
Naphthalene	<1.0		1.0	0.16	ug/L			06/09/15 17:31	1
1,2,3-Trichlorobenzene	<1.0		1.0	0.24	ug/L			06/09/15 17:31	1

Surrogate	%Recovery	Qualifier	Limits	Prepared	Analyzed	Dil Fac
1,2-Dichloroethane-d4 (Surr)	100		75 - 125		06/09/15 17:31	1
Toluene-d8 (Surr)	96		75 - 120		06/09/15 17:31	1
4-Bromofluorobenzene (Surr)	93		75 - 120		06/09/15 17:31	1
Dibromofluoromethane	102		75 - 120		06/09/15 17:31	1

TestAmerica Chicago

Client Sample Results

Client: Weston Solutions, Inc.
Project/Site: Black and Decker

TestAmerica Job ID: 500-96582-1

Client Sample ID: RFW-6
Date Collected: 05/26/15 14:45
Date Received: 05/28/15 09:50

Lab Sample ID: 500-96582-9
Matrix: Water

Method: 8260B - VOC

Analyte	Result	Qualifier	RL	MDL	Unit	D	Prepared	Analyzed	Dil Fac
Benzene	<0.50		0.50	0.074	ug/L			06/05/15 20:54	1
Dichlorodifluoromethane	<1.0		1.0	0.20	ug/L			06/05/15 20:54	1
Chloromethane	<1.0		1.0	0.18	ug/L			06/05/15 20:54	1
Vinyl chloride	<0.50		0.50	0.10	ug/L			06/05/15 20:54	1
Bromomethane	<1.0		1.0	0.31	ug/L			06/05/15 20:54	1
Chloroethane	<1.0		1.0	0.34	ug/L			06/05/15 20:54	1
Trichlorofluoromethane	<1.0		1.0	0.19	ug/L			06/05/15 20:54	1
1,1-Dichloroethene	<1.0		1.0	0.31	ug/L			06/05/15 20:54	1
Carbon disulfide	<5.0		5.0	0.43	ug/L			06/05/15 20:54	1
Acetone	<5.0		5.0	1.3	ug/L			06/05/15 20:54	1
Methylene Chloride	<5.0		5.0	0.68	ug/L			06/05/15 20:54	1
trans-1,2-Dichloroethene	<1.0		1.0	0.25	ug/L			06/05/15 20:54	1
1,1-Dichloroethane	<1.0		1.0	0.19	ug/L			06/05/15 20:54	1
2,2-Dichloropropane	<1.0		1.0	0.32	ug/L			06/05/15 20:54	1
cis-1,2-Dichloroethene	<1.0		1.0	0.12	ug/L			06/05/15 20:54	1
Methyl Ethyl Ketone	<5.0		5.0	1.5	ug/L			06/05/15 20:54	1
Bromochloromethane	<1.0		1.0	0.40	ug/L			06/05/15 20:54	1
Chloroform	<1.0		1.0	0.20	ug/L			06/05/15 20:54	1
1,1,1-Trichloroethane	<1.0		1.0	0.20	ug/L			06/05/15 20:54	1
1,1-Dichloropropene	<1.0		1.0	0.34	ug/L			06/05/15 20:54	1
Carbon tetrachloride	<1.0		1.0	0.26	ug/L			06/05/15 20:54	1
1,2-Dichloroethane	<1.0		1.0	0.28	ug/L			06/05/15 20:54	1
Trichloroethene	<0.50		0.50	0.19	ug/L			06/05/15 20:54	1
1,2-Dichloropropane	<1.0		1.0	0.20	ug/L			06/05/15 20:54	1
Dibromomethane	<1.0		1.0	0.33	ug/L			06/05/15 20:54	1
Bromodichloromethane	<1.0		1.0	0.17	ug/L			06/05/15 20:54	1
cis-1,3-Dichloropropene	<1.0		1.0	0.18	ug/L			06/05/15 20:54	1
methyl isobutyl ketone	<5.0		5.0	0.33	ug/L			06/05/15 20:54	1
Toluene	<0.50		0.50	0.11	ug/L			06/05/15 20:54	1
trans-1,3-Dichloropropene	<1.0		1.0	0.21	ug/L			06/05/15 20:54	1
1,1,2-Trichloroethane	<1.0		1.0	0.28	ug/L			06/05/15 20:54	1
Tetrachloroethene	<1.0		1.0	0.17	ug/L			06/05/15 20:54	1
1,3-Dichloropropane	<1.0		1.0	0.13	ug/L			06/05/15 20:54	1
2-Hexanone	<5.0		5.0	0.56	ug/L			06/05/15 20:54	1
Dibromochloromethane	<1.0		1.0	0.32	ug/L			06/05/15 20:54	1
1,2-Dibromoethane	<1.0		1.0	0.36	ug/L			06/05/15 20:54	1
Chlorobenzene	<1.0		1.0	0.14	ug/L			06/05/15 20:54	1
1,1,1,2-Tetrachloroethane	<1.0		1.0	0.25	ug/L			06/05/15 20:54	1
Ethylbenzene	<0.50		0.50	0.13	ug/L			06/05/15 20:54	1
m&p-Xylene	<1.0		1.0	0.26	ug/L			06/05/15 20:54	1
o-Xylene	<0.50		0.50	0.068	ug/L			06/05/15 20:54	1
Styrene	<1.0		1.0	0.10	ug/L			06/05/15 20:54	1
Bromoform	<1.0		1.0	0.28	ug/L			06/05/15 20:54	1
Isopropylbenzene	<1.0		1.0	0.14	ug/L			06/05/15 20:54	1
Bromobenzene	<1.0		1.0	0.25	ug/L			06/05/15 20:54	1
1,1,2,2-Tetrachloroethane	<1.0		1.0	0.23	ug/L			06/05/15 20:54	1
1,2,3-Trichloropropane	<1.0		1.0	0.45	ug/L			06/05/15 20:54	1
N-Propylbenzene	<1.0		1.0	0.13	ug/L			06/05/15 20:54	1
2-Chlorotoluene	<1.0		1.0	0.21	ug/L			06/05/15 20:54	1

TestAmerica Chicago

Client Sample Results

Client: Weston Solutions, Inc.
Project/Site: Black and Decker

TestAmerica Job ID: 500-96582-1

Client Sample ID: RFW-6

Lab Sample ID: 500-96582-9

Date Collected: 05/26/15 14:45

Matrix: Water

Date Received: 05/28/15 09:50

Method: 8260B - VOC (Continued)									
Analyte	Result	Qualifier	RL	MDL	Unit	D	Prepared	Analyzed	Dil Fac
1,3,5-Trimethylbenzene	<1.0		1.0	0.18	ug/L			06/05/15 20:54	1
4-Chlorotoluene	<1.0		1.0	0.20	ug/L			06/05/15 20:54	1
tert-Butylbenzene	<1.0		1.0	0.14	ug/L			06/05/15 20:54	1
1,2,4-Trimethylbenzene	<1.0		1.0	0.14	ug/L			06/05/15 20:54	1
sec-Butylbenzene	<1.0		1.0	0.15	ug/L			06/05/15 20:54	1
1,3-Dichlorobenzene	<1.0		1.0	0.15	ug/L			06/05/15 20:54	1
p-Isopropyltoluene	<1.0		1.0	0.17	ug/L			06/05/15 20:54	1
1,4-Dichlorobenzene	<1.0		1.0	0.15	ug/L			06/05/15 20:54	1
n-Butylbenzene	<1.0		1.0	0.13	ug/L			06/05/15 20:54	1
1,2-Dichlorobenzene	<1.0		1.0	0.27	ug/L			06/05/15 20:54	1
1,2-Dibromo-3-Chloropropane	<2.0		2.0	0.87	ug/L			06/05/15 20:54	1
1,2,4-Trichlorobenzene	<1.0		1.0	0.31	ug/L			06/05/15 20:54	1
Hexachlorobutadiene	<1.0		1.0	0.26	ug/L			06/05/15 20:54	1
Naphthalene	<1.0		1.0	0.16	ug/L			06/05/15 20:54	1
1,2,3-Trichlorobenzene	<1.0		1.0	0.24	ug/L			06/05/15 20:54	1
Surrogate	%Recovery	Qualifier	Limits				Prepared	Analyzed	Dil Fac
1,2-Dichloroethane-d4 (Surr)	92		75 - 125					06/05/15 20:54	1
Toluene-d8 (Surr)	97		75 - 120					06/05/15 20:54	1
4-Bromofluorobenzene (Surr)	97		75 - 120					06/05/15 20:54	1
Dibromofluoromethane	96		75 - 120					06/05/15 20:54	1

TestAmerica Chicago

Client Sample Results

Client: Weston Solutions, Inc.
Project/Site: Black and Decker

TestAmerica Job ID: 500-96582-1

Client Sample ID: RFW-7

Lab Sample ID: 500-96582-10

Date Collected: 05/26/15 10:55

Matrix: Water

Date Received: 05/28/15 09:50

Method: 8260B - VOC

Analyte	Result	Qualifier	RL	MDL	Unit	D	Prepared	Analyzed	Dil Fac
Benzene	<0.50		0.50	0.074	ug/L			06/05/15 21:22	1
Dichlorodifluoromethane	<1.0		1.0	0.20	ug/L			06/05/15 21:22	1
Chloromethane	<1.0		1.0	0.18	ug/L			06/05/15 21:22	1
Vinyl chloride	<0.50		0.50	0.10	ug/L			06/05/15 21:22	1
Bromomethane	<1.0		1.0	0.31	ug/L			06/05/15 21:22	1
Chloroethane	<1.0		1.0	0.34	ug/L			06/05/15 21:22	1
Trichlorofluoromethane	<1.0		1.0	0.19	ug/L			06/05/15 21:22	1
1,1-Dichloroethene	<1.0		1.0	0.31	ug/L			06/05/15 21:22	1
Carbon disulfide	<5.0		5.0	0.43	ug/L			06/05/15 21:22	1
Acetone	<5.0		5.0	1.3	ug/L			06/05/15 21:22	1
Methylene Chloride	<5.0		5.0	0.68	ug/L			06/05/15 21:22	1
trans-1,2-Dichloroethene	<1.0		1.0	0.25	ug/L			06/05/15 21:22	1
1,1-Dichloroethane	<1.0		1.0	0.19	ug/L			06/05/15 21:22	1
2,2-Dichloropropane	<1.0		1.0	0.32	ug/L			06/05/15 21:22	1
cis-1,2-Dichloroethene	<1.0		1.0	0.12	ug/L			06/05/15 21:22	1
Methyl Ethyl Ketone	<5.0		5.0	1.5	ug/L			06/05/15 21:22	1
Bromochloromethane	<1.0		1.0	0.40	ug/L			06/05/15 21:22	1
Chloroform	<1.0		1.0	0.20	ug/L			06/05/15 21:22	1
1,1,1-Trichloroethane	<1.0		1.0	0.20	ug/L			06/05/15 21:22	1
1,1-Dichloropropene	<1.0		1.0	0.34	ug/L			06/05/15 21:22	1
Carbon tetrachloride	<1.0		1.0	0.26	ug/L			06/05/15 21:22	1
1,2-Dichloroethane	<1.0		1.0	0.28	ug/L			06/05/15 21:22	1
Trichloroethene	1.4		0.50	0.19	ug/L			06/05/15 21:22	1
1,2-Dichloropropane	<1.0		1.0	0.20	ug/L			06/05/15 21:22	1
Dibromomethane	<1.0		1.0	0.33	ug/L			06/05/15 21:22	1
Bromodichloromethane	<1.0		1.0	0.17	ug/L			06/05/15 21:22	1
cis-1,3-Dichloropropene	<1.0		1.0	0.18	ug/L			06/05/15 21:22	1
methyl isobutyl ketone	<5.0		5.0	0.33	ug/L			06/05/15 21:22	1
Toluene	<0.50		0.50	0.11	ug/L			06/05/15 21:22	1
trans-1,3-Dichloropropene	<1.0		1.0	0.21	ug/L			06/05/15 21:22	1
1,1,2-Trichloroethane	<1.0		1.0	0.28	ug/L			06/05/15 21:22	1
Tetrachloroethene	<1.0		1.0	0.17	ug/L			06/05/15 21:22	1
1,3-Dichloropropane	<1.0		1.0	0.13	ug/L			06/05/15 21:22	1
2-Hexanone	<5.0		5.0	0.56	ug/L			06/05/15 21:22	1
Dibromochloromethane	<1.0		1.0	0.32	ug/L			06/05/15 21:22	1
1,2-Dibromoethane	<1.0		1.0	0.36	ug/L			06/05/15 21:22	1
Chlorobenzene	<1.0		1.0	0.14	ug/L			06/05/15 21:22	1
1,1,1,2-Tetrachloroethane	<1.0		1.0	0.25	ug/L			06/05/15 21:22	1
Ethylbenzene	<0.50		0.50	0.13	ug/L			06/05/15 21:22	1
m&p-Xylene	<1.0		1.0	0.26	ug/L			06/05/15 21:22	1
o-Xylene	<0.50		0.50	0.068	ug/L			06/05/15 21:22	1
Styrene	<1.0		1.0	0.10	ug/L			06/05/15 21:22	1
Bromoform	<1.0		1.0	0.28	ug/L			06/05/15 21:22	1
Isopropylbenzene	<1.0		1.0	0.14	ug/L			06/05/15 21:22	1
Bromobenzene	<1.0		1.0	0.25	ug/L			06/05/15 21:22	1
1,1,2,2-Tetrachloroethane	<1.0		1.0	0.23	ug/L			06/05/15 21:22	1
1,2,3-Trichloropropane	<1.0		1.0	0.45	ug/L			06/05/15 21:22	1
N-Propylbenzene	<1.0		1.0	0.13	ug/L			06/05/15 21:22	1
2-Chlorotoluene	<1.0		1.0	0.21	ug/L			06/05/15 21:22	1

TestAmerica Chicago

Client Sample Results

Client: Weston Solutions, Inc.
Project/Site: Black and Decker

TestAmerica Job ID: 500-96582-1

Client Sample ID: RFW-7

Lab Sample ID: 500-96582-10

Date Collected: 05/26/15 10:55

Matrix: Water

Date Received: 05/28/15 09:50

Method: 8260B - VOC (Continued)

Analyte	Result	Qualifier	RL	MDL	Unit	D	Prepared	Analyzed	Dil Fac
1,3,5-Trimethylbenzene	<1.0		1.0	0.18	ug/L			06/05/15 21:22	1
4-Chlorotoluene	<1.0		1.0	0.20	ug/L			06/05/15 21:22	1
tert-Butylbenzene	<1.0		1.0	0.14	ug/L			06/05/15 21:22	1
1,2,4-Trimethylbenzene	<1.0		1.0	0.14	ug/L			06/05/15 21:22	1
sec-Butylbenzene	<1.0		1.0	0.15	ug/L			06/05/15 21:22	1
1,3-Dichlorobenzene	<1.0		1.0	0.15	ug/L			06/05/15 21:22	1
p-Isopropyltoluene	<1.0		1.0	0.17	ug/L			06/05/15 21:22	1
1,4-Dichlorobenzene	<1.0		1.0	0.15	ug/L			06/05/15 21:22	1
n-Butylbenzene	<1.0		1.0	0.13	ug/L			06/05/15 21:22	1
1,2-Dichlorobenzene	<1.0		1.0	0.27	ug/L			06/05/15 21:22	1
1,2-Dibromo-3-Chloropropane	<2.0		2.0	0.87	ug/L			06/05/15 21:22	1
1,2,4-Trichlorobenzene	<1.0		1.0	0.31	ug/L			06/05/15 21:22	1
Hexachlorobutadiene	<1.0		1.0	0.26	ug/L			06/05/15 21:22	1
Naphthalene	<1.0		1.0	0.16	ug/L			06/05/15 21:22	1
1,2,3-Trichlorobenzene	<1.0		1.0	0.24	ug/L			06/05/15 21:22	1
Surrogate	%Recovery	Qualifier	Limits				Prepared	Analyzed	Dil Fac
1,2-Dichloroethane-d4 (Surr)	97		75 - 125					06/05/15 21:22	1
Toluene-d8 (Surr)	95		75 - 120					06/05/15 21:22	1
4-Bromofluorobenzene (Surr)	99		75 - 120					06/05/15 21:22	1
Dibromofluoromethane	96		75 - 120					06/05/15 21:22	1

Client Sample Results

Client: Weston Solutions, Inc.
Project/Site: Black and Decker

TestAmerica Job ID: 500-96582-1

Client Sample ID: RFW-9
Date Collected: 05/26/15 17:40
Date Received: 05/28/15 09:50

Lab Sample ID: 500-96582-11
Matrix: Water

Method: 8260B - VOC

Analyte	Result	Qualifier	RL	MDL	Unit	D	Prepared	Analyzed	Dil Fac
Benzene	<0.50		0.50	0.074	ug/L			06/05/15 21:51	1
Dichlorodifluoromethane	<1.0		1.0	0.20	ug/L			06/05/15 21:51	1
Chloromethane	<1.0		1.0	0.18	ug/L			06/05/15 21:51	1
Vinyl chloride	<0.50		0.50	0.10	ug/L			06/05/15 21:51	1
Bromomethane	<1.0		1.0	0.31	ug/L			06/05/15 21:51	1
Chloroethane	<1.0		1.0	0.34	ug/L			06/05/15 21:51	1
Trichlorofluoromethane	<1.0		1.0	0.19	ug/L			06/05/15 21:51	1
1,1-Dichloroethene	<1.0		1.0	0.31	ug/L			06/05/15 21:51	1
Carbon disulfide	<5.0		5.0	0.43	ug/L			06/05/15 21:51	1
Acetone	<5.0		5.0	1.3	ug/L			06/05/15 21:51	1
Methylene Chloride	<5.0		5.0	0.68	ug/L			06/05/15 21:51	1
trans-1,2-Dichloroethene	<1.0		1.0	0.25	ug/L			06/05/15 21:51	1
1,1-Dichloroethane	<1.0		1.0	0.19	ug/L			06/05/15 21:51	1
2,2-Dichloropropane	<1.0		1.0	0.32	ug/L			06/05/15 21:51	1
cis-1,2-Dichloroethene	13		1.0	0.12	ug/L			06/05/15 21:51	1
Methyl Ethyl Ketone	<5.0		5.0	1.5	ug/L			06/05/15 21:51	1
Bromochloromethane	<1.0		1.0	0.40	ug/L			06/05/15 21:51	1
Chloroform	<1.0		1.0	0.20	ug/L			06/05/15 21:51	1
1,1,1-Trichloroethane	<1.0		1.0	0.20	ug/L			06/05/15 21:51	1
1,1-Dichloropropene	<1.0		1.0	0.34	ug/L			06/05/15 21:51	1
Carbon tetrachloride	<1.0		1.0	0.26	ug/L			06/05/15 21:51	1
1,2-Dichloroethane	<1.0		1.0	0.28	ug/L			06/05/15 21:51	1
Trichloroethene	7.1		0.50	0.19	ug/L			06/05/15 21:51	1
1,2-Dichloropropane	<1.0		1.0	0.20	ug/L			06/05/15 21:51	1
Dibromomethane	<1.0		1.0	0.33	ug/L			06/05/15 21:51	1
Bromodichloromethane	<1.0		1.0	0.17	ug/L			06/05/15 21:51	1
cis-1,3-Dichloropropene	<1.0		1.0	0.18	ug/L			06/05/15 21:51	1
methyl isobutyl ketone	<5.0		5.0	0.33	ug/L			06/05/15 21:51	1
Toluene	<0.50		0.50	0.11	ug/L			06/05/15 21:51	1
trans-1,3-Dichloropropene	<1.0		1.0	0.21	ug/L			06/05/15 21:51	1
1,1,2-Trichloroethane	<1.0		1.0	0.28	ug/L			06/05/15 21:51	1
Tetrachloroethene	3.8		1.0	0.17	ug/L			06/05/15 21:51	1
1,3-Dichloropropane	<1.0		1.0	0.13	ug/L			06/05/15 21:51	1
2-Hexanone	<5.0		5.0	0.56	ug/L			06/05/15 21:51	1
Dibromochloromethane	<1.0		1.0	0.32	ug/L			06/05/15 21:51	1
1,2-Dibromoethane	<1.0		1.0	0.36	ug/L			06/05/15 21:51	1
Chlorobenzene	<1.0		1.0	0.14	ug/L			06/05/15 21:51	1
1,1,1,2-Tetrachloroethane	<1.0		1.0	0.25	ug/L			06/05/15 21:51	1
Ethylbenzene	<0.50		0.50	0.13	ug/L			06/05/15 21:51	1
m&p-Xylene	<1.0		1.0	0.26	ug/L			06/05/15 21:51	1
o-Xylene	<0.50		0.50	0.068	ug/L			06/05/15 21:51	1
Styrene	<1.0		1.0	0.10	ug/L			06/05/15 21:51	1
Bromoform	<1.0		1.0	0.28	ug/L			06/05/15 21:51	1
Isopropylbenzene	<1.0		1.0	0.14	ug/L			06/05/15 21:51	1
Bromobenzene	<1.0		1.0	0.25	ug/L			06/05/15 21:51	1
1,1,1,2-Tetrachloroethane	<1.0		1.0	0.23	ug/L			06/05/15 21:51	1
1,2,3-Trichloropropane	<1.0		1.0	0.45	ug/L			06/05/15 21:51	1
N-Propylbenzene	<1.0		1.0	0.13	ug/L			06/05/15 21:51	1
2-Chlorotoluene	<1.0		1.0	0.21	ug/L			06/05/15 21:51	1

TestAmerica Chicago

Client Sample Results

Client: Weston Solutions, Inc.
Project/Site: Black and Decker

TestAmerica Job ID: 500-96582-1

Client Sample ID: RFW-9
Date Collected: 05/26/15 17:40
Date Received: 05/28/15 09:50

Lab Sample ID: 500-96582-11
Matrix: Water

Method: 8260B - VOC (Continued)

Analyte	Result	Qualifier	RL	MDL	Unit	D	Prepared	Analyzed	Dil Fac
1,3,5-Trimethylbenzene	<1.0		1.0	0.18	ug/L			06/05/15 21:51	1
4-Chlorotoluene	<1.0		1.0	0.20	ug/L			06/05/15 21:51	1
tert-Butylbenzene	<1.0		1.0	0.14	ug/L			06/05/15 21:51	1
1,2,4-Trimethylbenzene	<1.0		1.0	0.14	ug/L			06/05/15 21:51	1
sec-Butylbenzene	<1.0		1.0	0.15	ug/L			06/05/15 21:51	1
1,3-Dichlorobenzene	<1.0		1.0	0.15	ug/L			06/05/15 21:51	1
p-Isopropyltoluene	<1.0		1.0	0.17	ug/L			06/05/15 21:51	1
1,4-Dichlorobenzene	<1.0		1.0	0.15	ug/L			06/05/15 21:51	1
n-Butylbenzene	<1.0		1.0	0.13	ug/L			06/05/15 21:51	1
1,2-Dichlorobenzene	<1.0		1.0	0.27	ug/L			06/05/15 21:51	1
1,2-Dibromo-3-Chloropropane	<2.0		2.0	0.87	ug/L			06/05/15 21:51	1
1,2,4-Trichlorobenzene	<1.0		1.0	0.31	ug/L			06/05/15 21:51	1
Hexachlorobutadiene	<1.0		1.0	0.26	ug/L			06/05/15 21:51	1
Naphthalene	<1.0		1.0	0.16	ug/L			06/05/15 21:51	1
1,2,3-Trichlorobenzene	<1.0		1.0	0.24	ug/L			06/05/15 21:51	1

Surrogate	%Recovery	Qualifier	Limits	Prepared	Analyzed	Dil Fac
1,2-Dichloroethane-d4 (Surr)	99		75 - 125		06/05/15 21:51	1
Toluene-d8 (Surr)	96		75 - 120		06/05/15 21:51	1
4-Bromofluorobenzene (Surr)	98		75 - 120		06/05/15 21:51	1
Dibromofluoromethane	95		75 - 120		06/05/15 21:51	1

TestAmerica Chicago

Client Sample Results

Client: Weston Solutions, Inc.
Project/Site: Black and Decker

TestAmerica Job ID: 500-96582-1

Client Sample ID: RFW-11B

Lab Sample ID: 500-96582-12

Date Collected: 05/27/15 11:45

Matrix: Water

Date Received: 05/28/15 09:50

Method: 8260B - VOC									
Analyte	Result	Qualifier	RL	MDL	Unit	D	Prepared	Analyzed	Dil Fac
Benzene	<0.50		0.50	0.074	ug/L			06/09/15 19:12	1
Dichlorodifluoromethane	<1.0		1.0	0.20	ug/L			06/09/15 19:12	1
Chloromethane	<1.0		1.0	0.18	ug/L			06/09/15 19:12	1
Vinyl chloride	<0.50		0.50	0.10	ug/L			06/09/15 19:12	1
Bromomethane	<1.0		1.0	0.31	ug/L			06/09/15 19:12	1
Chloroethane	<1.0		1.0	0.34	ug/L			06/09/15 19:12	1
Trichlorofluoromethane	<1.0		1.0	0.19	ug/L			06/09/15 19:12	1
1,1-Dichloroethene	<1.0		1.0	0.31	ug/L			06/09/15 19:12	1
Carbon disulfide	<5.0		5.0	0.43	ug/L			06/09/15 19:12	1
Acetone	<5.0		5.0	1.3	ug/L			06/09/15 19:12	1
Methylene Chloride	<5.0		5.0	0.68	ug/L			06/09/15 19:12	1
trans-1,2-Dichloroethene	<1.0		1.0	0.25	ug/L			06/09/15 19:12	1
1,1-Dichloroethane	<1.0		1.0	0.19	ug/L			06/09/15 19:12	1
2,2-Dichloropropane	<1.0		1.0	0.32	ug/L			06/09/15 19:12	1
cis-1,2-Dichloroethene	<1.0		1.0	0.12	ug/L			06/09/15 19:12	1
Methyl Ethyl Ketone	<5.0		5.0	1.5	ug/L			06/09/15 19:12	1
Bromochloromethane	<1.0		1.0	0.40	ug/L			06/09/15 19:12	1
Chloroform	<1.0		1.0	0.20	ug/L			06/09/15 19:12	1
1,1,1-Trichloroethane	<1.0		1.0	0.20	ug/L			06/09/15 19:12	1
1,1-Dichloropropene	<1.0		1.0	0.34	ug/L			06/09/15 19:12	1
Carbon tetrachloride	<1.0		1.0	0.26	ug/L			06/09/15 19:12	1
1,2-Dichloroethane	<1.0		1.0	0.28	ug/L			06/09/15 19:12	1
Trichloroethene	3.0		0.50	0.19	ug/L			06/09/15 19:12	1
1,2-Dichloropropane	<1.0		1.0	0.20	ug/L			06/09/15 19:12	1
Dibromomethane	<1.0		1.0	0.33	ug/L			06/09/15 19:12	1
Bromodichloromethane	<1.0		1.0	0.17	ug/L			06/09/15 19:12	1
cis-1,3-Dichloropropene	<1.0		1.0	0.18	ug/L			06/09/15 19:12	1
methyl isobutyl ketone	<5.0		5.0	0.33	ug/L			06/09/15 19:12	1
Toluene	<0.50		0.50	0.11	ug/L			06/09/15 19:12	1
trans-1,3-Dichloropropene	<1.0		1.0	0.21	ug/L			06/09/15 19:12	1
1,1,2-Trichloroethane	<1.0		1.0	0.28	ug/L			06/09/15 19:12	1
Tetrachloroethene	<1.0		1.0	0.17	ug/L			06/09/15 19:12	1
1,3-Dichloropropane	<1.0		1.0	0.13	ug/L			06/09/15 19:12	1
2-Hexanone	<5.0		5.0	0.56	ug/L			06/09/15 19:12	1
Dibromochloromethane	<1.0		1.0	0.32	ug/L			06/09/15 19:12	1
1,2-Dibromoethane	<1.0		1.0	0.36	ug/L			06/09/15 19:12	1
Chlorobenzene	<1.0		1.0	0.14	ug/L			06/09/15 19:12	1
1,1,1,2-Tetrachloroethane	<1.0		1.0	0.25	ug/L			06/09/15 19:12	1
Ethylbenzene	<0.50		0.50	0.13	ug/L			06/09/15 19:12	1
m&p-Xylene	<1.0		1.0	0.26	ug/L			06/09/15 19:12	1
o-Xylene	<0.50		0.50	0.068	ug/L			06/09/15 19:12	1
Styrene	<1.0		1.0	0.10	ug/L			06/09/15 19:12	1
Bromoform	<1.0		1.0	0.28	ug/L			06/09/15 19:12	1
Isopropylbenzene	<1.0		1.0	0.14	ug/L			06/09/15 19:12	1
Bromobenzene	<1.0		1.0	0.25	ug/L			06/09/15 19:12	1
1,1,1,2-Tetrachloroethane	<1.0		1.0	0.23	ug/L			06/09/15 19:12	1
1,2,3-Trichloropropane	<1.0		1.0	0.45	ug/L			06/09/15 19:12	1
N-Propylbenzene	<1.0		1.0	0.13	ug/L			06/09/15 19:12	1
2-Chlorotoluene	<1.0		1.0	0.21	ug/L			06/09/15 19:12	1

TestAmerica Chicago

Client Sample Results

Client: Weston Solutions, Inc.
Project/Site: Black and Decker

TestAmerica Job ID: 500-96582-1

Client Sample ID: RFW-11B

Lab Sample ID: 500-96582-12

Date Collected: 05/27/15 11:45

Matrix: Water

Date Received: 05/28/15 09:50

Method: 8260B - VOC (Continued)

Analyte	Result	Qualifier	RL	MDL	Unit	D	Prepared	Analyzed	Dil Fac
1,3,5-Trimethylbenzene	<1.0		1.0	0.18	ug/L			06/09/15 19:12	1
4-Chlorotoluene	<1.0		1.0	0.20	ug/L			06/09/15 19:12	1
tert-Butylbenzene	<1.0		1.0	0.14	ug/L			06/09/15 19:12	1
1,2,4-Trimethylbenzene	<1.0		1.0	0.14	ug/L			06/09/15 19:12	1
sec-Butylbenzene	<1.0		1.0	0.15	ug/L			06/09/15 19:12	1
1,3-Dichlorobenzene	<1.0		1.0	0.15	ug/L			06/09/15 19:12	1
p-Isopropyltoluene	<1.0		1.0	0.17	ug/L			06/09/15 19:12	1
1,4-Dichlorobenzene	<1.0		1.0	0.15	ug/L			06/09/15 19:12	1
n-Butylbenzene	<1.0		1.0	0.13	ug/L			06/09/15 19:12	1
1,2-Dichlorobenzene	<1.0		1.0	0.27	ug/L			06/09/15 19:12	1
1,2-Dibromo-3-Chloropropane	<2.0		2.0	0.87	ug/L			06/09/15 19:12	1
1,2,4-Trichlorobenzene	<1.0		1.0	0.31	ug/L			06/09/15 19:12	1
Hexachlorobutadiene	<1.0		1.0	0.26	ug/L			06/09/15 19:12	1
Naphthalene	<1.0		1.0	0.16	ug/L			06/09/15 19:12	1
1,2,3-Trichlorobenzene	<1.0		1.0	0.24	ug/L			06/09/15 19:12	1

Surrogate	%Recovery	Qualifier	Limits	Prepared	Analyzed	Dil Fac
1,2-Dichloroethane-d4 (Surr)	98		75 - 125		06/09/15 19:12	1
Toluene-d8 (Surr)	98		75 - 120		06/09/15 19:12	1
4-Bromofluorobenzene (Surr)	92		75 - 120		06/09/15 19:12	1
Dibromofluoromethane	98		75 - 120		06/09/15 19:12	1

TestAmerica Chicago

Client Sample Results

Client: Weston Solutions, Inc.
Project/Site: Black and Decker

TestAmerica Job ID: 500-96582-1

Client Sample ID: RFW-12B

Lab Sample ID: 500-96582-13

Date Collected: 05/27/15 13:20

Matrix: Water

Date Received: 05/28/15 09:50

Method: 8260B - VOC

Analyte	Result	Qualifier	RL	MDL	Unit	D	Prepared	Analyzed	Dil Fac
Benzene	<0.50		0.50	0.074	ug/L			06/09/15 19:38	1
Dichlorodifluoromethane	<1.0		1.0	0.20	ug/L			06/09/15 19:38	1
Chloromethane	<1.0		1.0	0.18	ug/L			06/09/15 19:38	1
Vinyl chloride	<0.50		0.50	0.10	ug/L			06/09/15 19:38	1
Bromomethane	<1.0		1.0	0.31	ug/L			06/09/15 19:38	1
Chloroethane	<1.0		1.0	0.34	ug/L			06/09/15 19:38	1
Trichlorofluoromethane	<1.0		1.0	0.19	ug/L			06/09/15 19:38	1
1,1-Dichloroethene	<1.0		1.0	0.31	ug/L			06/09/15 19:38	1
Carbon disulfide	<5.0		5.0	0.43	ug/L			06/09/15 19:38	1
Acetone	<5.0		5.0	1.3	ug/L			06/09/15 19:38	1
Methylene Chloride	<5.0		5.0	0.68	ug/L			06/09/15 19:38	1
trans-1,2-Dichloroethene	<1.0		1.0	0.25	ug/L			06/09/15 19:38	1
1,1-Dichloroethane	<1.0		1.0	0.19	ug/L			06/09/15 19:38	1
2,2-Dichloropropane	<1.0		1.0	0.32	ug/L			06/09/15 19:38	1
cis-1,2-Dichloroethene	1.1		1.0	0.12	ug/L			06/09/15 19:38	1
Methyl Ethyl Ketone	<5.0		5.0	1.5	ug/L			06/09/15 19:38	1
Bromochloromethane	<1.0		1.0	0.40	ug/L			06/09/15 19:38	1
Chloroform	<1.0		1.0	0.20	ug/L			06/09/15 19:38	1
1,1,1-Trichloroethane	<1.0		1.0	0.20	ug/L			06/09/15 19:38	1
1,1-Dichloropropene	<1.0		1.0	0.34	ug/L			06/09/15 19:38	1
Carbon tetrachloride	<1.0		1.0	0.26	ug/L			06/09/15 19:38	1
1,2-Dichloroethane	<1.0		1.0	0.28	ug/L			06/09/15 19:38	1
Trichloroethene	37		0.50	0.19	ug/L			06/09/15 19:38	1
1,2-Dichloropropane	<1.0		1.0	0.20	ug/L			06/09/15 19:38	1
Dibromomethane	<1.0		1.0	0.33	ug/L			06/09/15 19:38	1
Bromodichloromethane	<1.0		1.0	0.17	ug/L			06/09/15 19:38	1
cis-1,3-Dichloropropene	<1.0		1.0	0.18	ug/L			06/09/15 19:38	1
methyl isobutyl ketone	<5.0		5.0	0.33	ug/L			06/09/15 19:38	1
Toluene	<0.50		0.50	0.11	ug/L			06/09/15 19:38	1
trans-1,3-Dichloropropene	<1.0		1.0	0.21	ug/L			06/09/15 19:38	1
1,1,2-Trichloroethane	<1.0		1.0	0.28	ug/L			06/09/15 19:38	1
Tetrachloroethene	3.4		1.0	0.17	ug/L			06/09/15 19:38	1
1,3-Dichloropropane	<1.0		1.0	0.13	ug/L			06/09/15 19:38	1
2-Hexanone	<5.0		5.0	0.56	ug/L			06/09/15 19:38	1
Dibromochloromethane	<1.0		1.0	0.32	ug/L			06/09/15 19:38	1
1,2-Dibromoethane	<1.0		1.0	0.36	ug/L			06/09/15 19:38	1
Chlorobenzene	<1.0		1.0	0.14	ug/L			06/09/15 19:38	1
1,1,1,2-Tetrachloroethane	<1.0		1.0	0.25	ug/L			06/09/15 19:38	1
Ethylbenzene	<0.50		0.50	0.13	ug/L			06/09/15 19:38	1
m&p-Xylene	<1.0		1.0	0.26	ug/L			06/09/15 19:38	1
o-Xylene	<0.50		0.50	0.068	ug/L			06/09/15 19:38	1
Styrene	<1.0		1.0	0.10	ug/L			06/09/15 19:38	1
Bromoform	<1.0		1.0	0.28	ug/L			06/09/15 19:38	1
Isopropylbenzene	<1.0		1.0	0.14	ug/L			06/09/15 19:38	1
Bromobenzene	<1.0		1.0	0.25	ug/L			06/09/15 19:38	1
1,1,2,2-Tetrachloroethane	<1.0		1.0	0.23	ug/L			06/09/15 19:38	1
1,2,3-Trichloropropane	<1.0		1.0	0.45	ug/L			06/09/15 19:38	1
N-Propylbenzene	<1.0		1.0	0.13	ug/L			06/09/15 19:38	1
2-Chlorotoluene	<1.0		1.0	0.21	ug/L			06/09/15 19:38	1

TestAmerica Chicago

Client Sample Results

Client: Weston Solutions, Inc.
Project/Site: Black and Decker

TestAmerica Job ID: 500-96582-1

Client Sample ID: RFW-12B

Lab Sample ID: 500-96582-13

Date Collected: 05/27/15 13:20

Matrix: Water

Date Received: 05/28/15 09:50

Method: 8260B - VOC (Continued)

Analyte	Result	Qualifier	RL	MDL	Unit	D	Prepared	Analyzed	Dil Fac
1,3,5-Trimethylbenzene	<1.0		1.0	0.18	ug/L			06/09/15 19:38	1
4-Chlorotoluene	<1.0		1.0	0.20	ug/L			06/09/15 19:38	1
tert-Butylbenzene	<1.0		1.0	0.14	ug/L			06/09/15 19:38	1
1,2,4-Trimethylbenzene	<1.0		1.0	0.14	ug/L			06/09/15 19:38	1
sec-Butylbenzene	<1.0		1.0	0.15	ug/L			06/09/15 19:38	1
1,3-Dichlorobenzene	<1.0		1.0	0.15	ug/L			06/09/15 19:38	1
p-Isopropyltoluene	<1.0		1.0	0.17	ug/L			06/09/15 19:38	1
1,4-Dichlorobenzene	<1.0		1.0	0.15	ug/L			06/09/15 19:38	1
n-Butylbenzene	<1.0		1.0	0.13	ug/L			06/09/15 19:38	1
1,2-Dichlorobenzene	<1.0		1.0	0.27	ug/L			06/09/15 19:38	1
1,2-Dibromo-3-Chloropropane	<2.0		2.0	0.87	ug/L			06/09/15 19:38	1
1,2,4-Trichlorobenzene	<1.0		1.0	0.31	ug/L			06/09/15 19:38	1
Hexachlorobutadiene	<1.0		1.0	0.26	ug/L			06/09/15 19:38	1
Naphthalene	<1.0		1.0	0.16	ug/L			06/09/15 19:38	1
1,2,3-Trichlorobenzene	<1.0		1.0	0.24	ug/L			06/09/15 19:38	1

Surrogate	%Recovery	Qualifier	Limits	Prepared	Analyzed	Dil Fac
1,2-Dichloroethane-d4 (Surr)	101		75 - 125		06/09/15 19:38	1
Toluene-d8 (Surr)	93		75 - 120		06/09/15 19:38	1
4-Bromofluorobenzene (Surr)	93		75 - 120		06/09/15 19:38	1
Dibromofluoromethane	103		75 - 120		06/09/15 19:38	1

TestAmerica Chicago

Client Sample Results

Client: Weston Solutions, Inc.
Project/Site: Black and Decker

TestAmerica Job ID: 500-96582-1

Client Sample ID: RFW-17

Lab Sample ID: 500-96582-14

Date Collected: 05/26/15 10:15

Matrix: Water

Date Received: 05/28/15 09:50

Method: 8260B - VOC

Analyte	Result	Qualifier	RL	MDL	Unit	D	Prepared	Analyzed	Dil Fac
Benzene	1.3		0.50	0.074	ug/L			06/05/15 22:19	1
Dichlorodifluoromethane	<1.0		1.0	0.20	ug/L			06/05/15 22:19	1
Chloromethane	<1.0		1.0	0.18	ug/L			06/05/15 22:19	1
Vinyl chloride	<0.50		0.50	0.10	ug/L			06/05/15 22:19	1
Bromomethane	<1.0		1.0	0.31	ug/L			06/05/15 22:19	1
Chloroethane	<1.0		1.0	0.34	ug/L			06/05/15 22:19	1
Trichlorofluoromethane	<1.0		1.0	0.19	ug/L			06/05/15 22:19	1
1,1-Dichloroethene	<1.0		1.0	0.31	ug/L			06/05/15 22:19	1
Carbon disulfide	<5.0		5.0	0.43	ug/L			06/05/15 22:19	1
Acetone	<5.0		5.0	1.3	ug/L			06/05/15 22:19	1
Methylene Chloride	<5.0		5.0	0.68	ug/L			06/05/15 22:19	1
trans-1,2-Dichloroethene	<1.0		1.0	0.25	ug/L			06/05/15 22:19	1
1,1-Dichloroethane	<1.0		1.0	0.19	ug/L			06/05/15 22:19	1
2,2-Dichloropropane	<1.0		1.0	0.32	ug/L			06/05/15 22:19	1
cis-1,2-Dichloroethene	<1.0		1.0	0.12	ug/L			06/05/15 22:19	1
Methyl Ethyl Ketone	<5.0		5.0	1.5	ug/L			06/05/15 22:19	1
Bromochloromethane	<1.0		1.0	0.40	ug/L			06/05/15 22:19	1
Chloroform	<1.0		1.0	0.20	ug/L			06/05/15 22:19	1
1,1,1-Trichloroethane	<1.0		1.0	0.20	ug/L			06/05/15 22:19	1
1,1-Dichloropropene	<1.0		1.0	0.34	ug/L			06/05/15 22:19	1
Carbon tetrachloride	<1.0		1.0	0.26	ug/L			06/05/15 22:19	1
1,2-Dichloroethane	<1.0		1.0	0.28	ug/L			06/05/15 22:19	1
Trichloroethene	<0.50		0.50	0.19	ug/L			06/05/15 22:19	1
1,2-Dichloropropane	<1.0		1.0	0.20	ug/L			06/05/15 22:19	1
Dibromomethane	<1.0		1.0	0.33	ug/L			06/05/15 22:19	1
Bromodichloromethane	<1.0		1.0	0.17	ug/L			06/05/15 22:19	1
cis-1,3-Dichloropropene	<1.0		1.0	0.18	ug/L			06/05/15 22:19	1
methyl isobutyl ketone	<5.0		5.0	0.33	ug/L			06/05/15 22:19	1
Toluene	<0.50		0.50	0.11	ug/L			06/05/15 22:19	1
trans-1,3-Dichloropropene	<1.0		1.0	0.21	ug/L			06/05/15 22:19	1
1,1,2-Trichloroethane	<1.0		1.0	0.28	ug/L			06/05/15 22:19	1
Tetrachloroethene	<1.0		1.0	0.17	ug/L			06/05/15 22:19	1
1,3-Dichloropropane	<1.0		1.0	0.13	ug/L			06/05/15 22:19	1
2-Hexanone	<5.0		5.0	0.56	ug/L			06/05/15 22:19	1
Dibromochloromethane	<1.0		1.0	0.32	ug/L			06/05/15 22:19	1
1,2-Dibromoethane	<1.0		1.0	0.36	ug/L			06/05/15 22:19	1
Chlorobenzene	<1.0		1.0	0.14	ug/L			06/05/15 22:19	1
1,1,1,2-Tetrachloroethane	<1.0		1.0	0.25	ug/L			06/05/15 22:19	1
Ethylbenzene	<0.50		0.50	0.13	ug/L			06/05/15 22:19	1
m&p-Xylene	<1.0		1.0	0.26	ug/L			06/05/15 22:19	1
o-Xylene	<0.50		0.50	0.068	ug/L			06/05/15 22:19	1
Styrene	<1.0		1.0	0.10	ug/L			06/05/15 22:19	1
Bromoform	<1.0		1.0	0.28	ug/L			06/05/15 22:19	1
Isopropylbenzene	<1.0		1.0	0.14	ug/L			06/05/15 22:19	1
Bromobenzene	<1.0		1.0	0.25	ug/L			06/05/15 22:19	1
1,1,2,2-Tetrachloroethane	<1.0		1.0	0.23	ug/L			06/05/15 22:19	1
1,2,3-Trichloropropane	<1.0		1.0	0.45	ug/L			06/05/15 22:19	1
N-Propylbenzene	<1.0		1.0	0.13	ug/L			06/05/15 22:19	1
2-Chlorotoluene	<1.0		1.0	0.21	ug/L			06/05/15 22:19	1

TestAmerica Chicago

Client Sample Results

Client: Weston Solutions, Inc.
 Project/Site: Black and Decker

TestAmerica Job ID: 500-96582-1

Client Sample ID: RFW-17
Date Collected: 05/26/15 10:15
Date Received: 05/28/15 09:50

Lab Sample ID: 500-96582-14
Matrix: Water

Method: 8260B - VOC (Continued)									
Analyte	Result	Qualifier	RL	MDL	Unit	D	Prepared	Analyzed	Dil Fac
1,3,5-Trimethylbenzene	<1.0		1.0	0.18	ug/L			06/05/15 22:19	1
4-Chlorotoluene	<1.0		1.0	0.20	ug/L			06/05/15 22:19	1
tert-Butylbenzene	<1.0		1.0	0.14	ug/L			06/05/15 22:19	1
1,2,4-Trimethylbenzene	<1.0		1.0	0.14	ug/L			06/05/15 22:19	1
sec-Butylbenzene	<1.0		1.0	0.15	ug/L			06/05/15 22:19	1
1,3-Dichlorobenzene	<1.0		1.0	0.15	ug/L			06/05/15 22:19	1
p-Isopropyltoluene	<1.0		1.0	0.17	ug/L			06/05/15 22:19	1
1,4-Dichlorobenzene	<1.0		1.0	0.15	ug/L			06/05/15 22:19	1
n-Butylbenzene	<1.0		1.0	0.13	ug/L			06/05/15 22:19	1
1,2-Dichlorobenzene	<1.0		1.0	0.27	ug/L			06/05/15 22:19	1
1,2-Dibromo-3-Chloropropane	<2.0		2.0	0.87	ug/L			06/05/15 22:19	1
1,2,4-Trichlorobenzene	<1.0		1.0	0.31	ug/L			06/05/15 22:19	1
Hexachlorobutadiene	<1.0		1.0	0.26	ug/L			06/05/15 22:19	1
Naphthalene	<1.0		1.0	0.16	ug/L			06/05/15 22:19	1
1,2,3-Trichlorobenzene	<1.0		1.0	0.24	ug/L			06/05/15 22:19	1
Surrogate	%Recovery	Qualifier	Limits				Prepared	Analyzed	Dil Fac
1,2-Dichloroethane-d4 (Surr)	95		75 - 125					06/05/15 22:19	1
Toluene-d8 (Surr)	96		75 - 120					06/05/15 22:19	1
4-Bromofluorobenzene (Surr)	97		75 - 120					06/05/15 22:19	1
Dibromofluoromethane	97		75 - 120					06/05/15 22:19	1

TestAmerica Chicago

Client Sample Results

Client: Weston Solutions, Inc.
Project/Site: Black and Decker

TestAmerica Job ID: 500-96582-1

Client Sample ID: Trip Blank

Lab Sample ID: 500-96582-15

Date Collected: 05/26/15 07:00

Matrix: Water

Date Received: 05/28/15 09:50

Method: 8260B - VOC

Analyte	Result	Qualifier	RL	MDL	Unit	D	Prepared	Analyzed	Dil Fac
Benzene	<0.50		0.50	0.074	ug/L			06/05/15 17:06	1
Dichlorodifluoromethane	<1.0		1.0	0.20	ug/L			06/05/15 17:06	1
Chloromethane	<1.0		1.0	0.18	ug/L			06/05/15 17:06	1
Vinyl chloride	<0.50		0.50	0.10	ug/L			06/05/15 17:06	1
Bromomethane	<1.0		1.0	0.31	ug/L			06/05/15 17:06	1
Chloroethane	<1.0		1.0	0.34	ug/L			06/05/15 17:06	1
Trichlorofluoromethane	<1.0		1.0	0.19	ug/L			06/05/15 17:06	1
1,1-Dichloroethene	<1.0		1.0	0.31	ug/L			06/05/15 17:06	1
Carbon disulfide	<5.0		5.0	0.43	ug/L			06/05/15 17:06	1
Acetone	<5.0		5.0	1.3	ug/L			06/05/15 17:06	1
Methylene Chloride	<5.0		5.0	0.68	ug/L			06/05/15 17:06	1
trans-1,2-Dichloroethene	<1.0		1.0	0.25	ug/L			06/05/15 17:06	1
1,1-Dichloroethane	<1.0		1.0	0.19	ug/L			06/05/15 17:06	1
2,2-Dichloropropane	<1.0		1.0	0.32	ug/L			06/05/15 17:06	1
cis-1,2-Dichloroethene	<1.0		1.0	0.12	ug/L			06/05/15 17:06	1
Methyl Ethyl Ketone	<5.0		5.0	1.5	ug/L			06/05/15 17:06	1
Bromochloromethane	<1.0		1.0	0.40	ug/L			06/05/15 17:06	1
Chloroform	<1.0		1.0	0.20	ug/L			06/05/15 17:06	1
1,1,1-Trichloroethane	<1.0		1.0	0.20	ug/L			06/05/15 17:06	1
1,1-Dichloropropene	<1.0		1.0	0.34	ug/L			06/05/15 17:06	1
Carbon tetrachloride	<1.0		1.0	0.26	ug/L			06/05/15 17:06	1
1,2-Dichloroethane	<1.0		1.0	0.28	ug/L			06/05/15 17:06	1
Trichloroethene	<0.50		0.50	0.19	ug/L			06/05/15 17:06	1
1,2-Dichloropropane	<1.0		1.0	0.20	ug/L			06/05/15 17:06	1
Dibromomethane	<1.0		1.0	0.33	ug/L			06/05/15 17:06	1
Bromodichloromethane	<1.0		1.0	0.17	ug/L			06/05/15 17:06	1
cis-1,3-Dichloropropene	<1.0		1.0	0.18	ug/L			06/05/15 17:06	1
methyl isobutyl ketone	<5.0		5.0	0.33	ug/L			06/05/15 17:06	1
Toluene	<0.50		0.50	0.11	ug/L			06/05/15 17:06	1
trans-1,3-Dichloropropene	<1.0		1.0	0.21	ug/L			06/05/15 17:06	1
1,1,2-Trichloroethane	<1.0		1.0	0.28	ug/L			06/05/15 17:06	1
Tetrachloroethene	<1.0		1.0	0.17	ug/L			06/05/15 17:06	1
1,3-Dichloropropane	<1.0		1.0	0.13	ug/L			06/05/15 17:06	1
2-Hexanone	<5.0		5.0	0.56	ug/L			06/05/15 17:06	1
Dibromochloromethane	<1.0		1.0	0.32	ug/L			06/05/15 17:06	1
1,2-Dibromoethane	<1.0		1.0	0.36	ug/L			06/05/15 17:06	1
Chlorobenzene	<1.0		1.0	0.14	ug/L			06/05/15 17:06	1
1,1,1,2-Tetrachloroethane	<1.0		1.0	0.25	ug/L			06/05/15 17:06	1
Ethylbenzene	<0.50		0.50	0.13	ug/L			06/05/15 17:06	1
m&p-Xylene	<1.0		1.0	0.26	ug/L			06/05/15 17:06	1
o-Xylene	<0.50		0.50	0.068	ug/L			06/05/15 17:06	1
Styrene	<1.0		1.0	0.10	ug/L			06/05/15 17:06	1
Bromoform	<1.0		1.0	0.28	ug/L			06/05/15 17:06	1
Isopropylbenzene	<1.0		1.0	0.14	ug/L			06/05/15 17:06	1
Bromobenzene	<1.0		1.0	0.25	ug/L			06/05/15 17:06	1
1,1,2,2-Tetrachloroethane	<1.0		1.0	0.23	ug/L			06/05/15 17:06	1
1,2,3-Trichloropropane	<1.0		1.0	0.45	ug/L			06/05/15 17:06	1
N-Propylbenzene	<1.0		1.0	0.13	ug/L			06/05/15 17:06	1
2-Chlorotoluene	<1.0		1.0	0.21	ug/L			06/05/15 17:06	1

TestAmerica Chicago

Client Sample Results

Client: Weston Solutions, Inc.
Project/Site: Black and Decker

TestAmerica Job ID: 500-96582-1

Client Sample ID: Trip Blank

Lab Sample ID: 500-96582-15

Date Collected: 05/26/15 07:00

Matrix: Water

Date Received: 05/28/15 09:50

Method: 8260B - VOC (Continued)

Analyte	Result	Qualifier	RL	MDL	Unit	D	Prepared	Analyzed	Dil Fac
1,3,5-Trimethylbenzene	<1.0		1.0	0.18	ug/L			06/05/15 17:06	1
4-Chlorotoluene	<1.0		1.0	0.20	ug/L			06/05/15 17:06	1
tert-Butylbenzene	<1.0		1.0	0.14	ug/L			06/05/15 17:06	1
1,2,4-Trimethylbenzene	<1.0		1.0	0.14	ug/L			06/05/15 17:06	1
sec-Butylbenzene	<1.0		1.0	0.15	ug/L			06/05/15 17:06	1
1,3-Dichlorobenzene	<1.0		1.0	0.15	ug/L			06/05/15 17:06	1
p-Isopropyltoluene	<1.0		1.0	0.17	ug/L			06/05/15 17:06	1
1,4-Dichlorobenzene	<1.0		1.0	0.15	ug/L			06/05/15 17:06	1
n-Butylbenzene	<1.0		1.0	0.13	ug/L			06/05/15 17:06	1
1,2-Dichlorobenzene	<1.0		1.0	0.27	ug/L			06/05/15 17:06	1
1,2-Dibromo-3-Chloropropane	<2.0		2.0	0.87	ug/L			06/05/15 17:06	1
1,2,4-Trichlorobenzene	<1.0		1.0	0.31	ug/L			06/05/15 17:06	1
Hexachlorobutadiene	<1.0		1.0	0.26	ug/L			06/05/15 17:06	1
Naphthalene	<1.0		1.0	0.16	ug/L			06/05/15 17:06	1
1,2,3-Trichlorobenzene	<1.0		1.0	0.24	ug/L			06/05/15 17:06	1
Surrogate	%Recovery	Qualifier	Limits				Prepared	Analyzed	Dil Fac
1,2-Dichloroethane-d4 (Surr)	95		75 - 125					06/05/15 17:06	1
Toluene-d8 (Surr)	96		75 - 120					06/05/15 17:06	1
4-Bromofluorobenzene (Surr)	96		75 - 120					06/05/15 17:06	1
Dibromofluoromethane	95		75 - 120					06/05/15 17:06	1

TestAmerica Chicago

Client Sample Results

Client: Weston Solutions, Inc.
Project/Site: Black and Decker

TestAmerica Job ID: 500-96582-1

Client Sample ID: RFW-13

Lab Sample ID: 500-96582-16

Date Collected: 05/26/15 16:45

Matrix: Water

Date Received: 05/28/15 09:50

Method: 8260B - VOC

Analyte	Result	Qualifier	RL	MDL	Unit	D	Prepared	Analyzed	Dil Fac
Benzene	<0.50		0.50	0.074	ug/L			06/09/15 17:56	1
Dichlorodifluoromethane	<1.0		1.0	0.20	ug/L			06/09/15 17:56	1
Chloromethane	<1.0		1.0	0.18	ug/L			06/09/15 17:56	1
Vinyl chloride	<0.50		0.50	0.10	ug/L			06/09/15 17:56	1
Bromomethane	<1.0		1.0	0.31	ug/L			06/09/15 17:56	1
Chloroethane	<1.0		1.0	0.34	ug/L			06/09/15 17:56	1
Trichlorofluoromethane	<1.0		1.0	0.19	ug/L			06/09/15 17:56	1
1,1-Dichloroethene	<1.0		1.0	0.31	ug/L			06/09/15 17:56	1
Carbon disulfide	<5.0		5.0	0.43	ug/L			06/09/15 17:56	1
Acetone	<5.0		5.0	1.3	ug/L			06/09/15 17:56	1
Methylene Chloride	<5.0		5.0	0.68	ug/L			06/09/15 17:56	1
trans-1,2-Dichloroethene	<1.0		1.0	0.25	ug/L			06/09/15 17:56	1
1,1-Dichloroethane	<1.0		1.0	0.19	ug/L			06/09/15 17:56	1
2,2-Dichloropropane	<1.0		1.0	0.32	ug/L			06/09/15 17:56	1
cis-1,2-Dichloroethene	<1.0		1.0	0.12	ug/L			06/09/15 17:56	1
Methyl Ethyl Ketone	<5.0		5.0	1.5	ug/L			06/09/15 17:56	1
Bromochloromethane	<1.0		1.0	0.40	ug/L			06/09/15 17:56	1
Chloroform	<1.0		1.0	0.20	ug/L			06/09/15 17:56	1
1,1,1-Trichloroethane	<1.0		1.0	0.20	ug/L			06/09/15 17:56	1
1,1-Dichloropropene	<1.0		1.0	0.34	ug/L			06/09/15 17:56	1
Carbon tetrachloride	<1.0		1.0	0.26	ug/L			06/09/15 17:56	1
1,2-Dichloroethane	<1.0		1.0	0.28	ug/L			06/09/15 17:56	1
Trichloroethene	2.8		0.50	0.19	ug/L			06/09/15 17:56	1
1,2-Dichloropropane	<1.0		1.0	0.20	ug/L			06/09/15 17:56	1
Dibromomethane	<1.0		1.0	0.33	ug/L			06/09/15 17:56	1
Bromodichloromethane	<1.0		1.0	0.17	ug/L			06/09/15 17:56	1
cis-1,3-Dichloropropene	<1.0		1.0	0.18	ug/L			06/09/15 17:56	1
methyl isobutyl ketone	<5.0		5.0	0.33	ug/L			06/09/15 17:56	1
Toluene	<0.50		0.50	0.11	ug/L			06/09/15 17:56	1
trans-1,3-Dichloropropene	<1.0		1.0	0.21	ug/L			06/09/15 17:56	1
1,1,2-Trichloroethane	<1.0		1.0	0.28	ug/L			06/09/15 17:56	1
Tetrachloroethene	15		1.0	0.17	ug/L			06/09/15 17:56	1
1,3-Dichloropropane	<1.0		1.0	0.13	ug/L			06/09/15 17:56	1
2-Hexanone	<5.0		5.0	0.56	ug/L			06/09/15 17:56	1
Dibromochloromethane	<1.0		1.0	0.32	ug/L			06/09/15 17:56	1
1,2-Dibromoethane	<1.0		1.0	0.36	ug/L			06/09/15 17:56	1
Chlorobenzene	<1.0		1.0	0.14	ug/L			06/09/15 17:56	1
1,1,1,2-Tetrachloroethane	<1.0		1.0	0.25	ug/L			06/09/15 17:56	1
Ethylbenzene	<0.50		0.50	0.13	ug/L			06/09/15 17:56	1
m&p-Xylene	<1.0		1.0	0.26	ug/L			06/09/15 17:56	1
o-Xylene	<0.50		0.50	0.068	ug/L			06/09/15 17:56	1
Styrene	<1.0		1.0	0.10	ug/L			06/09/15 17:56	1
Bromoform	<1.0		1.0	0.28	ug/L			06/09/15 17:56	1
Isopropylbenzene	<1.0		1.0	0.14	ug/L			06/09/15 17:56	1
Bromobenzene	<1.0		1.0	0.25	ug/L			06/09/15 17:56	1
1,1,2,2-Tetrachloroethane	<1.0		1.0	0.23	ug/L			06/09/15 17:56	1
1,2,3-Trichloropropane	<1.0		1.0	0.45	ug/L			06/09/15 17:56	1
N-Propylbenzene	<1.0		1.0	0.13	ug/L			06/09/15 17:56	1
2-Chlorotoluene	<1.0		1.0	0.21	ug/L			06/09/15 17:56	1

TestAmerica Chicago

Client Sample Results

Client: Weston Solutions, Inc.
Project/Site: Black and Decker

TestAmerica Job ID: 500-96582-1

Client Sample ID: RFW-13

Lab Sample ID: 500-96582-16

Date Collected: 05/26/15 16:45

Matrix: Water

Date Received: 05/28/15 09:50

Method: 8260B - VOC (Continued)

Analyte	Result	Qualifier	RL	MDL	Unit	D	Prepared	Analyzed	Dil Fac
1,3,5-Trimethylbenzene	<1.0		1.0	0.18	ug/L			06/09/15 17:56	1
4-Chlorotoluene	<1.0		1.0	0.20	ug/L			06/09/15 17:56	1
tert-Butylbenzene	<1.0		1.0	0.14	ug/L			06/09/15 17:56	1
1,2,4-Trimethylbenzene	<1.0		1.0	0.14	ug/L			06/09/15 17:56	1
sec-Butylbenzene	<1.0		1.0	0.15	ug/L			06/09/15 17:56	1
1,3-Dichlorobenzene	<1.0		1.0	0.15	ug/L			06/09/15 17:56	1
p-Isopropyltoluene	<1.0		1.0	0.17	ug/L			06/09/15 17:56	1
1,4-Dichlorobenzene	<1.0		1.0	0.15	ug/L			06/09/15 17:56	1
n-Butylbenzene	<1.0		1.0	0.13	ug/L			06/09/15 17:56	1
1,2-Dichlorobenzene	<1.0		1.0	0.27	ug/L			06/09/15 17:56	1
1,2-Dibromo-3-Chloropropane	<2.0		2.0	0.87	ug/L			06/09/15 17:56	1
1,2,4-Trichlorobenzene	<1.0		1.0	0.31	ug/L			06/09/15 17:56	1
Hexachlorobutadiene	<1.0		1.0	0.26	ug/L			06/09/15 17:56	1
Naphthalene	<1.0		1.0	0.16	ug/L			06/09/15 17:56	1
1,2,3-Trichlorobenzene	<1.0		1.0	0.24	ug/L			06/09/15 17:56	1

Surrogate	%Recovery	Qualifier	Limits	Prepared	Analyzed	Dil Fac
1,2-Dichloroethane-d4 (Surr)	102		75 - 125		06/09/15 17:56	1
Toluene-d8 (Surr)	93		75 - 120		06/09/15 17:56	1
4-Bromofluorobenzene (Surr)	89		75 - 120		06/09/15 17:56	1
Dibromofluoromethane	102		75 - 120		06/09/15 17:56	1

TestAmerica Chicago

Client Sample Results

Client: Weston Solutions, Inc.
Project/Site: Black and Decker

TestAmerica Job ID: 500-96582-1

Client Sample ID: EW-2
Date Collected: 05/27/15 13:30
Date Received: 05/28/15 09:50

Lab Sample ID: 500-96582-17
Matrix: Water

Method: 8260B - VOC

Analyte	Result	Qualifier	RL	MDL	Unit	D	Prepared	Analyzed	Dil Fac
Benzene	<0.50		0.50	0.074	ug/L			06/09/15 20:03	1
Dichlorodifluoromethane	<1.0		1.0	0.20	ug/L			06/09/15 20:03	1
Chloromethane	<1.0		1.0	0.18	ug/L			06/09/15 20:03	1
Vinyl chloride	<0.50		0.50	0.10	ug/L			06/09/15 20:03	1
Bromomethane	<1.0		1.0	0.31	ug/L			06/09/15 20:03	1
Chloroethane	<1.0		1.0	0.34	ug/L			06/09/15 20:03	1
Trichlorofluoromethane	<1.0		1.0	0.19	ug/L			06/09/15 20:03	1
1,1-Dichloroethene	<1.0		1.0	0.31	ug/L			06/09/15 20:03	1
Carbon disulfide	<5.0		5.0	0.43	ug/L			06/09/15 20:03	1
Acetone	<5.0		5.0	1.3	ug/L			06/09/15 20:03	1
Methylene Chloride	<5.0		5.0	0.68	ug/L			06/09/15 20:03	1
trans-1,2-Dichloroethene	<1.0		1.0	0.25	ug/L			06/09/15 20:03	1
1,1-Dichloroethane	<1.0		1.0	0.19	ug/L			06/09/15 20:03	1
2,2-Dichloropropane	<1.0		1.0	0.32	ug/L			06/09/15 20:03	1
cis-1,2-Dichloroethene	3.2		1.0	0.12	ug/L			06/09/15 20:03	1
Methyl Ethyl Ketone	<5.0		5.0	1.5	ug/L			06/09/15 20:03	1
Bromochloromethane	<1.0		1.0	0.40	ug/L			06/09/15 20:03	1
Chloroform	<1.0		1.0	0.20	ug/L			06/09/15 20:03	1
1,1,1-Trichloroethane	<1.0		1.0	0.20	ug/L			06/09/15 20:03	1
1,1-Dichloropropene	<1.0		1.0	0.34	ug/L			06/09/15 20:03	1
Carbon tetrachloride	<1.0		1.0	0.26	ug/L			06/09/15 20:03	1
1,2-Dichloroethane	<1.0		1.0	0.28	ug/L			06/09/15 20:03	1
Trichloroethene	160		0.50	0.19	ug/L			06/09/15 20:03	1
1,2-Dichloropropane	<1.0		1.0	0.20	ug/L			06/09/15 20:03	1
Dibromomethane	<1.0		1.0	0.33	ug/L			06/09/15 20:03	1
Bromodichloromethane	<1.0		1.0	0.17	ug/L			06/09/15 20:03	1
cis-1,3-Dichloropropene	<1.0		1.0	0.18	ug/L			06/09/15 20:03	1
methyl isobutyl ketone	<5.0		5.0	0.33	ug/L			06/09/15 20:03	1
Toluene	<0.50		0.50	0.11	ug/L			06/09/15 20:03	1
trans-1,3-Dichloropropene	<1.0		1.0	0.21	ug/L			06/09/15 20:03	1
1,1,2-Trichloroethane	<1.0		1.0	0.28	ug/L			06/09/15 20:03	1
Tetrachloroethene	42		1.0	0.17	ug/L			06/09/15 20:03	1
1,3-Dichloropropane	<1.0		1.0	0.13	ug/L			06/09/15 20:03	1
2-Hexanone	<5.0		5.0	0.56	ug/L			06/09/15 20:03	1
Dibromochloromethane	<1.0		1.0	0.32	ug/L			06/09/15 20:03	1
1,2-Dibromoethane	<1.0		1.0	0.36	ug/L			06/09/15 20:03	1
Chlorobenzene	<1.0		1.0	0.14	ug/L			06/09/15 20:03	1
1,1,1,2-Tetrachloroethane	<1.0		1.0	0.25	ug/L			06/09/15 20:03	1
Ethylbenzene	<0.50		0.50	0.13	ug/L			06/09/15 20:03	1
m&p-Xylene	<1.0		1.0	0.26	ug/L			06/09/15 20:03	1
o-Xylene	<0.50		0.50	0.068	ug/L			06/09/15 20:03	1
Styrene	<1.0		1.0	0.10	ug/L			06/09/15 20:03	1
Bromoform	<1.0		1.0	0.28	ug/L			06/09/15 20:03	1
Isopropylbenzene	<1.0		1.0	0.14	ug/L			06/09/15 20:03	1
Bromobenzene	<1.0		1.0	0.25	ug/L			06/09/15 20:03	1
1,1,2,2-Tetrachloroethane	<1.0		1.0	0.23	ug/L			06/09/15 20:03	1
1,2,3-Trichloropropane	<1.0		1.0	0.45	ug/L			06/09/15 20:03	1
N-Propylbenzene	<1.0		1.0	0.13	ug/L			06/09/15 20:03	1
2-Chlorotoluene	<1.0		1.0	0.21	ug/L			06/09/15 20:03	1

TestAmerica Chicago

Client Sample Results

Client: Weston Solutions, Inc.
Project/Site: Black and Decker

TestAmerica Job ID: 500-96582-1

Client Sample ID: EW-2

Lab Sample ID: 500-96582-17

Date Collected: 05/27/15 13:30

Matrix: Water

Date Received: 05/28/15 09:50

Method: 8260B - VOC (Continued)

Analyte	Result	Qualifier	RL	MDL	Unit	D	Prepared	Analyzed	Dil Fac
1,3,5-Trimethylbenzene	<1.0		1.0	0.18	ug/L			06/09/15 20:03	1
4-Chlorotoluene	<1.0		1.0	0.20	ug/L			06/09/15 20:03	1
tert-Butylbenzene	<1.0		1.0	0.14	ug/L			06/09/15 20:03	1
1,2,4-Trimethylbenzene	<1.0		1.0	0.14	ug/L			06/09/15 20:03	1
sec-Butylbenzene	<1.0		1.0	0.15	ug/L			06/09/15 20:03	1
1,3-Dichlorobenzene	<1.0		1.0	0.15	ug/L			06/09/15 20:03	1
p-Isopropyltoluene	<1.0		1.0	0.17	ug/L			06/09/15 20:03	1
1,4-Dichlorobenzene	<1.0		1.0	0.15	ug/L			06/09/15 20:03	1
n-Butylbenzene	<1.0		1.0	0.13	ug/L			06/09/15 20:03	1
1,2-Dichlorobenzene	<1.0		1.0	0.27	ug/L			06/09/15 20:03	1
1,2-Dibromo-3-Chloropropane	<2.0		2.0	0.87	ug/L			06/09/15 20:03	1
1,2,4-Trichlorobenzene	<1.0		1.0	0.31	ug/L			06/09/15 20:03	1
Hexachlorobutadiene	<1.0		1.0	0.26	ug/L			06/09/15 20:03	1
Naphthalene	<1.0		1.0	0.16	ug/L			06/09/15 20:03	1
1,2,3-Trichlorobenzene	<1.0		1.0	0.24	ug/L			06/09/15 20:03	1
Surrogate	%Recovery	Qualifier	Limits				Prepared	Analyzed	Dil Fac
1,2-Dichloroethane-d4 (Surr)	98		75 - 125					06/09/15 20:03	1
Toluene-d8 (Surr)	95		75 - 120					06/09/15 20:03	1
4-Bromofluorobenzene (Surr)	92		75 - 120					06/09/15 20:03	1
Dibromofluoromethane	102		75 - 120					06/09/15 20:03	1

TestAmerica Chicago

Client Sample Results

Client: Weston Solutions, Inc.
Project/Site: Black and Decker

TestAmerica Job ID: 500-96582-1

Client Sample ID: EW-3
Date Collected: 05/27/15 12:10
Date Received: 05/28/15 09:50

Lab Sample ID: 500-96582-18
Matrix: Water

Method: 8260B - VOC

Analyte	Result	Qualifier	RL	MDL	Unit	D	Prepared	Analyzed	Dil Fac
Benzene	<0.50		0.50	0.074	ug/L			06/10/15 13:31	1
Dichlorodifluoromethane	<1.0		1.0	0.20	ug/L			06/10/15 13:31	1
Chloromethane	<1.0		1.0	0.18	ug/L			06/10/15 13:31	1
Vinyl chloride	<0.50		0.50	0.10	ug/L			06/10/15 13:31	1
Bromomethane	<1.0		1.0	0.31	ug/L			06/10/15 13:31	1
Chloroethane	<1.0		1.0	0.34	ug/L			06/10/15 13:31	1
Trichlorofluoromethane	<1.0		1.0	0.19	ug/L			06/10/15 13:31	1
1,1-Dichloroethene	<1.0		1.0	0.31	ug/L			06/10/15 13:31	1
Carbon disulfide	<5.0		5.0	0.43	ug/L			06/10/15 13:31	1
Acetone	<5.0		5.0	1.3	ug/L			06/10/15 13:31	1
Methylene Chloride	<5.0		5.0	0.68	ug/L			06/10/15 13:31	1
trans-1,2-Dichloroethene	<1.0		1.0	0.25	ug/L			06/10/15 13:31	1
1,1-Dichloroethane	<1.0		1.0	0.19	ug/L			06/10/15 13:31	1
2,2-Dichloropropane	<1.0		1.0	0.32	ug/L			06/10/15 13:31	1
cis-1,2-Dichloroethene	2.2		1.0	0.12	ug/L			06/10/15 13:31	1
Methyl Ethyl Ketone	<5.0		5.0	1.5	ug/L			06/10/15 13:31	1
Bromochloromethane	<1.0		1.0	0.40	ug/L			06/10/15 13:31	1
Chloroform	<1.0		1.0	0.20	ug/L			06/10/15 13:31	1
1,1,1-Trichloroethane	<1.0		1.0	0.20	ug/L			06/10/15 13:31	1
1,1-Dichloropropene	<1.0		1.0	0.34	ug/L			06/10/15 13:31	1
Carbon tetrachloride	<1.0		1.0	0.26	ug/L			06/10/15 13:31	1
1,2-Dichloroethane	<1.0		1.0	0.28	ug/L			06/10/15 13:31	1
Trichloroethene	36		0.50	0.19	ug/L			06/10/15 13:31	1
1,2-Dichloropropane	<1.0		1.0	0.20	ug/L			06/10/15 13:31	1
Dibromomethane	<1.0		1.0	0.33	ug/L			06/10/15 13:31	1
Bromodichloromethane	<1.0		1.0	0.17	ug/L			06/10/15 13:31	1
cis-1,3-Dichloropropene	<1.0		1.0	0.18	ug/L			06/10/15 13:31	1
methyl isobutyl ketone	<5.0		5.0	0.33	ug/L			06/10/15 13:31	1
Toluene	<0.50		0.50	0.11	ug/L			06/10/15 13:31	1
trans-1,3-Dichloropropene	<1.0		1.0	0.21	ug/L			06/10/15 13:31	1
1,1,2-Trichloroethane	<1.0		1.0	0.28	ug/L			06/10/15 13:31	1
Tetrachloroethene	1.3		1.0	0.17	ug/L			06/10/15 13:31	1
1,3-Dichloropropane	<1.0		1.0	0.13	ug/L			06/10/15 13:31	1
2-Hexanone	<5.0		5.0	0.56	ug/L			06/10/15 13:31	1
Dibromochloromethane	<1.0		1.0	0.32	ug/L			06/10/15 13:31	1
1,2-Dibromoethane	<1.0		1.0	0.36	ug/L			06/10/15 13:31	1
Chlorobenzene	<1.0		1.0	0.14	ug/L			06/10/15 13:31	1
1,1,1,2-Tetrachloroethane	<1.0		1.0	0.25	ug/L			06/10/15 13:31	1
Ethylbenzene	<0.50		0.50	0.13	ug/L			06/10/15 13:31	1
m&p-Xylene	<1.0		1.0	0.26	ug/L			06/10/15 13:31	1
o-Xylene	<0.50		0.50	0.068	ug/L			06/10/15 13:31	1
Styrene	<1.0		1.0	0.10	ug/L			06/10/15 13:31	1
Bromoform	<1.0		1.0	0.28	ug/L			06/10/15 13:31	1
Isopropylbenzene	<1.0		1.0	0.14	ug/L			06/10/15 13:31	1
Bromobenzene	<1.0		1.0	0.25	ug/L			06/10/15 13:31	1
1,1,1,2,2-Tetrachloroethane	<1.0		1.0	0.23	ug/L			06/10/15 13:31	1
1,2,3-Trichloropropane	<1.0		1.0	0.45	ug/L			06/10/15 13:31	1
N-Propylbenzene	<1.0		1.0	0.13	ug/L			06/10/15 13:31	1
2-Chlorotoluene	<1.0		1.0	0.21	ug/L			06/10/15 13:31	1

TestAmerica Chicago

Client Sample Results

Client: Weston Solutions, Inc.
Project/Site: Black and Decker

TestAmerica Job ID: 500-96582-1

Client Sample ID: EW-3

Lab Sample ID: 500-96582-18

Date Collected: 05/27/15 12:10

Matrix: Water

Date Received: 05/28/15 09:50

Method: 8260B - VOC (Continued)									
Analyte	Result	Qualifier	RL	MDL	Unit	D	Prepared	Analyzed	Dil Fac
1,3,5-Trimethylbenzene	<1.0		1.0	0.18	ug/L			06/10/15 13:31	1
4-Chlorotoluene	<1.0		1.0	0.20	ug/L			06/10/15 13:31	1
tert-Butylbenzene	<1.0		1.0	0.14	ug/L			06/10/15 13:31	1
1,2,4-Trimethylbenzene	<1.0		1.0	0.14	ug/L			06/10/15 13:31	1
sec-Butylbenzene	<1.0		1.0	0.15	ug/L			06/10/15 13:31	1
1,3-Dichlorobenzene	<1.0		1.0	0.15	ug/L			06/10/15 13:31	1
p-Isopropyltoluene	<1.0		1.0	0.17	ug/L			06/10/15 13:31	1
1,4-Dichlorobenzene	<1.0		1.0	0.15	ug/L			06/10/15 13:31	1
n-Butylbenzene	<1.0		1.0	0.13	ug/L			06/10/15 13:31	1
1,2-Dichlorobenzene	<1.0		1.0	0.27	ug/L			06/10/15 13:31	1
1,2-Dibromo-3-Chloropropane	<2.0		2.0	0.87	ug/L			06/10/15 13:31	1
1,2,4-Trichlorobenzene	<1.0		1.0	0.31	ug/L			06/10/15 13:31	1
Hexachlorobutadiene	<1.0		1.0	0.26	ug/L			06/10/15 13:31	1
Naphthalene	<1.0		1.0	0.16	ug/L			06/10/15 13:31	1
1,2,3-Trichlorobenzene	<1.0		1.0	0.24	ug/L			06/10/15 13:31	1
Surrogate	%Recovery	Qualifier	Limits				Prepared	Analyzed	Dil Fac
1,2-Dichloroethane-d4 (Surr)	102		75 - 125					06/10/15 13:31	1
Toluene-d8 (Surr)	93		75 - 120					06/10/15 13:31	1
4-Bromofluorobenzene (Surr)	94		75 - 120					06/10/15 13:31	1
Dibromofluoromethane	107		75 - 120					06/10/15 13:31	1

TestAmerica Chicago

Client Sample Results

Client: Weston Solutions, Inc.
Project/Site: Black and Decker

TestAmerica Job ID: 500-96582-1

Client Sample ID: EW-4

Lab Sample ID: 500-96582-19

Date Collected: 05/27/15 09:45

Matrix: Water

Date Received: 05/28/15 09:50

Method: 8260B - VOC

Analyte	Result	Qualifier	RL	MDL	Unit	D	Prepared	Analyzed	Dil Fac
Benzene	<0.50		0.50	0.074	ug/L			06/10/15 13:57	1
Dichlorodifluoromethane	<1.0		1.0	0.20	ug/L			06/10/15 13:57	1
Chloromethane	<1.0		1.0	0.18	ug/L			06/10/15 13:57	1
Vinyl chloride	<0.50		0.50	0.10	ug/L			06/10/15 13:57	1
Bromomethane	<1.0		1.0	0.31	ug/L			06/10/15 13:57	1
Chloroethane	<1.0		1.0	0.34	ug/L			06/10/15 13:57	1
Trichlorofluoromethane	<1.0		1.0	0.19	ug/L			06/10/15 13:57	1
1,1-Dichloroethene	<1.0		1.0	0.31	ug/L			06/10/15 13:57	1
Carbon disulfide	<5.0		5.0	0.43	ug/L			06/10/15 13:57	1
Acetone	<5.0		5.0	1.3	ug/L			06/10/15 13:57	1
Methylene Chloride	<5.0		5.0	0.68	ug/L			06/10/15 13:57	1
trans-1,2-Dichloroethene	<1.0		1.0	0.25	ug/L			06/10/15 13:57	1
1,1-Dichloroethane	<1.0		1.0	0.19	ug/L			06/10/15 13:57	1
2,2-Dichloropropane	<1.0		1.0	0.32	ug/L			06/10/15 13:57	1
cis-1,2-Dichloroethene	1.2		1.0	0.12	ug/L			06/10/15 13:57	1
Methyl Ethyl Ketone	<5.0		5.0	1.5	ug/L			06/10/15 13:57	1
Bromochloromethane	<1.0		1.0	0.40	ug/L			06/10/15 13:57	1
Chloroform	<1.0		1.0	0.20	ug/L			06/10/15 13:57	1
1,1,1-Trichloroethane	<1.0		1.0	0.20	ug/L			06/10/15 13:57	1
1,1-Dichloropropene	<1.0		1.0	0.34	ug/L			06/10/15 13:57	1
Carbon tetrachloride	<1.0		1.0	0.26	ug/L			06/10/15 13:57	1
1,2-Dichloroethane	<1.0		1.0	0.28	ug/L			06/10/15 13:57	1
1,2-Dichloropropane	<1.0		1.0	0.20	ug/L			06/10/15 13:57	1
Dibromomethane	<1.0		1.0	0.33	ug/L			06/10/15 13:57	1
Bromodichloromethane	<1.0		1.0	0.17	ug/L			06/10/15 13:57	1
cis-1,3-Dichloropropene	<1.0		1.0	0.18	ug/L			06/10/15 13:57	1
methyl isobutyl ketone	<5.0		5.0	0.33	ug/L			06/10/15 13:57	1
Toluene	<0.50		0.50	0.11	ug/L			06/10/15 13:57	1
trans-1,3-Dichloropropene	<1.0		1.0	0.21	ug/L			06/10/15 13:57	1
1,1,2-Trichloroethane	<1.0		1.0	0.28	ug/L			06/10/15 13:57	1
Tetrachloroethene	8.4		1.0	0.17	ug/L			06/10/15 13:57	1
1,3-Dichloropropane	<1.0		1.0	0.13	ug/L			06/10/15 13:57	1
2-Hexanone	<5.0		5.0	0.56	ug/L			06/10/15 13:57	1
Dibromochloromethane	<1.0		1.0	0.32	ug/L			06/10/15 13:57	1
1,2-Dibromoethane	<1.0		1.0	0.36	ug/L			06/10/15 13:57	1
Chlorobenzene	<1.0		1.0	0.14	ug/L			06/10/15 13:57	1
1,1,1,2-Tetrachloroethane	<1.0		1.0	0.25	ug/L			06/10/15 13:57	1
Ethylbenzene	<0.50		0.50	0.13	ug/L			06/10/15 13:57	1
m&p-Xylene	<1.0		1.0	0.26	ug/L			06/10/15 13:57	1
o-Xylene	<0.50		0.50	0.068	ug/L			06/10/15 13:57	1
Styrene	<1.0		1.0	0.10	ug/L			06/10/15 13:57	1
Bromoform	<1.0		1.0	0.28	ug/L			06/10/15 13:57	1
Isopropylbenzene	<1.0		1.0	0.14	ug/L			06/10/15 13:57	1
Bromobenzene	<1.0		1.0	0.25	ug/L			06/10/15 13:57	1
1,1,2,2-Tetrachloroethane	<1.0		1.0	0.23	ug/L			06/10/15 13:57	1
1,2,3-Trichloropropane	<1.0		1.0	0.45	ug/L			06/10/15 13:57	1
N-Propylbenzene	<1.0		1.0	0.13	ug/L			06/10/15 13:57	1
2-Chlorotoluene	<1.0		1.0	0.21	ug/L			06/10/15 13:57	1
1,3,5-Trimethylbenzene	<1.0		1.0	0.18	ug/L			06/10/15 13:57	1

TestAmerica Chicago

Client Sample Results

Client: Weston Solutions, Inc.
Project/Site: Black and Decker

TestAmerica Job ID: 500-96582-1

Client Sample ID: EW-4

Lab Sample ID: 500-96582-19

Date Collected: 05/27/15 09:45

Matrix: Water

Date Received: 05/28/15 09:50

Method: 8260B - VOC (Continued)

Analyte	Result	Qualifier	RL	MDL	Unit	D	Prepared	Analyzed	Dil Fac
4-Chlorotoluene	<1.0		1.0	0.20	ug/L			06/10/15 13:57	1
tert-Butylbenzene	<1.0		1.0	0.14	ug/L			06/10/15 13:57	1
1,2,4-Trimethylbenzene	<1.0		1.0	0.14	ug/L			06/10/15 13:57	1
sec-Butylbenzene	<1.0		1.0	0.15	ug/L			06/10/15 13:57	1
1,3-Dichlorobenzene	<1.0		1.0	0.15	ug/L			06/10/15 13:57	1
p-Isopropyltoluene	<1.0		1.0	0.17	ug/L			06/10/15 13:57	1
1,4-Dichlorobenzene	<1.0		1.0	0.15	ug/L			06/10/15 13:57	1
n-Butylbenzene	<1.0		1.0	0.13	ug/L			06/10/15 13:57	1
1,2-Dichlorobenzene	<1.0		1.0	0.27	ug/L			06/10/15 13:57	1
1,2-Dibromo-3-Chloropropane	<2.0		2.0	0.87	ug/L			06/10/15 13:57	1
1,2,4-Trichlorobenzene	<1.0		1.0	0.31	ug/L			06/10/15 13:57	1
Hexachlorobutadiene	<1.0		1.0	0.26	ug/L			06/10/15 13:57	1
Naphthalene	<1.0		1.0	0.16	ug/L			06/10/15 13:57	1
1,2,3-Trichlorobenzene	<1.0		1.0	0.24	ug/L			06/10/15 13:57	1

Surrogate	%Recovery	Qualifier	Limits	Prepared	Analyzed	Dil Fac
1,2-Dichloroethane-d4 (Surr)	104		75 - 125		06/10/15 13:57	1
Toluene-d8 (Surr)	93		75 - 120		06/10/15 13:57	1
4-Bromofluorobenzene (Surr)	91		75 - 120		06/10/15 13:57	1
Dibromofluoromethane	103		75 - 120		06/10/15 13:57	1

Method: 8260B - VOC - DL

Analyte	Result	Qualifier	RL	MDL	Unit	D	Prepared	Analyzed	Dil Fac
Trichloroethene	330		2.5	0.95	ug/L			06/10/15 23:52	5

Surrogate	%Recovery	Qualifier	Limits	Prepared	Analyzed	Dil Fac
1,2-Dichloroethane-d4 (Surr)	95		75 - 125		06/10/15 23:52	5
Toluene-d8 (Surr)	101		75 - 120		06/10/15 23:52	5
4-Bromofluorobenzene (Surr)	99		75 - 120		06/10/15 23:52	5
Dibromofluoromethane	89		75 - 120		06/10/15 23:52	5

TestAmerica Chicago

Client Sample Results

Client: Weston Solutions, Inc.
Project/Site: Black and Decker

TestAmerica Job ID: 500-96582-1

Client Sample ID: EW-5
Date Collected: 05/27/15 09:15
Date Received: 05/28/15 09:50

Lab Sample ID: 500-96582-20
Matrix: Water

Method: 8260B - VOC

Analyte	Result	Qualifier	RL	MDL	Unit	D	Prepared	Analyzed	Dil Fac
Benzene	<0.50		0.50	0.074	ug/L			06/10/15 14:23	1
Dichlorodifluoromethane	<1.0		1.0	0.20	ug/L			06/10/15 14:23	1
Chloromethane	<1.0		1.0	0.18	ug/L			06/10/15 14:23	1
Vinyl chloride	<0.50		0.50	0.10	ug/L			06/10/15 14:23	1
Bromomethane	<1.0		1.0	0.31	ug/L			06/10/15 14:23	1
Chloroethane	<1.0		1.0	0.34	ug/L			06/10/15 14:23	1
Trichlorofluoromethane	<1.0		1.0	0.19	ug/L			06/10/15 14:23	1
1,1-Dichloroethene	<1.0		1.0	0.31	ug/L			06/10/15 14:23	1
Carbon disulfide	<5.0		5.0	0.43	ug/L			06/10/15 14:23	1
Acetone	<5.0		5.0	1.3	ug/L			06/10/15 14:23	1
Methylene Chloride	<5.0		5.0	0.68	ug/L			06/10/15 14:23	1
trans-1,2-Dichloroethene	<1.0		1.0	0.25	ug/L			06/10/15 14:23	1
1,1-Dichloroethane	<1.0		1.0	0.19	ug/L			06/10/15 14:23	1
2,2-Dichloropropane	<1.0		1.0	0.32	ug/L			06/10/15 14:23	1
cis-1,2-Dichloroethene	<1.0		1.0	0.12	ug/L			06/10/15 14:23	1
Methyl Ethyl Ketone	<5.0		5.0	1.5	ug/L			06/10/15 14:23	1
Bromochloromethane	<1.0		1.0	0.40	ug/L			06/10/15 14:23	1
Chloroform	<1.0		1.0	0.20	ug/L			06/10/15 14:23	1
1,1,1-Trichloroethane	<1.0		1.0	0.20	ug/L			06/10/15 14:23	1
1,1-Dichloropropene	<1.0		1.0	0.34	ug/L			06/10/15 14:23	1
Carbon tetrachloride	<1.0		1.0	0.26	ug/L			06/10/15 14:23	1
1,2-Dichloroethane	<1.0		1.0	0.28	ug/L			06/10/15 14:23	1
Trichloroethene	120		0.50	0.19	ug/L			06/10/15 14:23	1
1,2-Dichloropropane	<1.0		1.0	0.20	ug/L			06/10/15 14:23	1
Dibromomethane	<1.0		1.0	0.33	ug/L			06/10/15 14:23	1
Bromodichloromethane	<1.0		1.0	0.17	ug/L			06/10/15 14:23	1
cis-1,3-Dichloropropene	<1.0		1.0	0.18	ug/L			06/10/15 14:23	1
methyl isobutyl ketone	<5.0		5.0	0.33	ug/L			06/10/15 14:23	1
Toluene	<0.50		0.50	0.11	ug/L			06/10/15 14:23	1
trans-1,3-Dichloropropene	<1.0		1.0	0.21	ug/L			06/10/15 14:23	1
1,1,2-Trichloroethane	<1.0		1.0	0.28	ug/L			06/10/15 14:23	1
Tetrachloroethene	3.2		1.0	0.17	ug/L			06/10/15 14:23	1
1,3-Dichloropropane	<1.0		1.0	0.13	ug/L			06/10/15 14:23	1
2-Hexanone	<5.0		5.0	0.56	ug/L			06/10/15 14:23	1
Dibromochloromethane	<1.0		1.0	0.32	ug/L			06/10/15 14:23	1
1,2-Dibromoethane	<1.0		1.0	0.36	ug/L			06/10/15 14:23	1
Chlorobenzene	<1.0		1.0	0.14	ug/L			06/10/15 14:23	1
1,1,1,2-Tetrachloroethane	<1.0		1.0	0.25	ug/L			06/10/15 14:23	1
Ethylbenzene	<0.50		0.50	0.13	ug/L			06/10/15 14:23	1
m&p-Xylene	<1.0		1.0	0.26	ug/L			06/10/15 14:23	1
o-Xylene	<0.50		0.50	0.068	ug/L			06/10/15 14:23	1
Styrene	<1.0		1.0	0.10	ug/L			06/10/15 14:23	1
Bromoform	<1.0		1.0	0.28	ug/L			06/10/15 14:23	1
Isopropylbenzene	<1.0		1.0	0.14	ug/L			06/10/15 14:23	1
Bromobenzene	<1.0		1.0	0.25	ug/L			06/10/15 14:23	1
1,1,2,2-Tetrachloroethane	<1.0		1.0	0.23	ug/L			06/10/15 14:23	1
1,2,3-Trichloropropane	<1.0		1.0	0.45	ug/L			06/10/15 14:23	1
N-Propylbenzene	<1.0		1.0	0.13	ug/L			06/10/15 14:23	1
2-Chlorotoluene	<1.0		1.0	0.21	ug/L			06/10/15 14:23	1

TestAmerica Chicago

Client Sample Results

Client: Weston Solutions, Inc.
Project/Site: Black and Decker

TestAmerica Job ID: 500-96582-1

Client Sample ID: EW-5

Lab Sample ID: 500-96582-20

Date Collected: 05/27/15 09:15

Matrix: Water

Date Received: 05/28/15 09:50

Method: 8260B - VOC (Continued)

Analyte	Result	Qualifier	RL	MDL	Unit	D	Prepared	Analyzed	Dil Fac
1,3,5-Trimethylbenzene	<1.0		1.0	0.18	ug/L			06/10/15 14:23	1
4-Chlorotoluene	<1.0		1.0	0.20	ug/L			06/10/15 14:23	1
tert-Butylbenzene	<1.0		1.0	0.14	ug/L			06/10/15 14:23	1
1,2,4-Trimethylbenzene	<1.0		1.0	0.14	ug/L			06/10/15 14:23	1
sec-Butylbenzene	<1.0		1.0	0.15	ug/L			06/10/15 14:23	1
1,3-Dichlorobenzene	<1.0		1.0	0.15	ug/L			06/10/15 14:23	1
p-Isopropyltoluene	<1.0		1.0	0.17	ug/L			06/10/15 14:23	1
1,4-Dichlorobenzene	<1.0		1.0	0.15	ug/L			06/10/15 14:23	1
n-Butylbenzene	<1.0		1.0	0.13	ug/L			06/10/15 14:23	1
1,2-Dichlorobenzene	<1.0		1.0	0.27	ug/L			06/10/15 14:23	1
1,2-Dibromo-3-Chloropropane	<2.0		2.0	0.87	ug/L			06/10/15 14:23	1
1,2,4-Trichlorobenzene	<1.0		1.0	0.31	ug/L			06/10/15 14:23	1
Hexachlorobutadiene	<1.0		1.0	0.26	ug/L			06/10/15 14:23	1
Naphthalene	<1.0		1.0	0.16	ug/L			06/10/15 14:23	1
1,2,3-Trichlorobenzene	<1.0		1.0	0.24	ug/L			06/10/15 14:23	1

Surrogate	%Recovery	Qualifier	Limits	Prepared	Analyzed	Dil Fac
1,2-Dichloroethane-d4 (Surr)	103		75 - 125		06/10/15 14:23	1
Toluene-d8 (Surr)	93		75 - 120		06/10/15 14:23	1
4-Bromofluorobenzene (Surr)	93		75 - 120		06/10/15 14:23	1
Dibromofluoromethane	106		75 - 120		06/10/15 14:23	1

TestAmerica Chicago

Client Sample Results

Client: Weston Solutions, Inc.
Project/Site: Black and Decker

TestAmerica Job ID: 500-96582-1

Client Sample ID: EW-6

Lab Sample ID: 500-96582-21

Date Collected: 05/26/15 14:59

Matrix: Water

Date Received: 05/28/15 09:50

Method: 8260B - VOC

Analyte	Result	Qualifier	RL	MDL	Unit	D	Prepared	Analyzed	Dil Fac
Benzene	<0.50		0.50	0.074	ug/L			06/09/15 18:21	1
Dichlorodifluoromethane	<1.0		1.0	0.20	ug/L			06/09/15 18:21	1
Chloromethane	<1.0		1.0	0.18	ug/L			06/09/15 18:21	1
Vinyl chloride	<0.50		0.50	0.10	ug/L			06/09/15 18:21	1
Bromomethane	<1.0		1.0	0.31	ug/L			06/09/15 18:21	1
Chloroethane	<1.0		1.0	0.34	ug/L			06/09/15 18:21	1
Trichlorofluoromethane	<1.0		1.0	0.19	ug/L			06/09/15 18:21	1
1,1-Dichloroethene	<1.0		1.0	0.31	ug/L			06/09/15 18:21	1
Carbon disulfide	<5.0		5.0	0.43	ug/L			06/09/15 18:21	1
Acetone	5.1		5.0	1.3	ug/L			06/09/15 18:21	1
Methylene Chloride	<5.0		5.0	0.68	ug/L			06/09/15 18:21	1
trans-1,2-Dichloroethene	<1.0		1.0	0.25	ug/L			06/09/15 18:21	1
1,1-Dichloroethane	<1.0		1.0	0.19	ug/L			06/09/15 18:21	1
2,2-Dichloropropane	<1.0		1.0	0.32	ug/L			06/09/15 18:21	1
cis-1,2-Dichloroethene	<1.0		1.0	0.12	ug/L			06/09/15 18:21	1
Methyl Ethyl Ketone	<5.0		5.0	1.5	ug/L			06/09/15 18:21	1
Bromochloromethane	<1.0		1.0	0.40	ug/L			06/09/15 18:21	1
Chloroform	<1.0		1.0	0.20	ug/L			06/09/15 18:21	1
1,1,1-Trichloroethane	<1.0		1.0	0.20	ug/L			06/09/15 18:21	1
1,1-Dichloropropene	<1.0		1.0	0.34	ug/L			06/09/15 18:21	1
Carbon tetrachloride	<1.0		1.0	0.26	ug/L			06/09/15 18:21	1
1,2-Dichloroethane	<1.0		1.0	0.28	ug/L			06/09/15 18:21	1
Trichloroethene	5.6		0.50	0.19	ug/L			06/09/15 18:21	1
1,2-Dichloropropane	<1.0		1.0	0.20	ug/L			06/09/15 18:21	1
Dibromomethane	<1.0		1.0	0.33	ug/L			06/09/15 18:21	1
Bromodichloromethane	<1.0		1.0	0.17	ug/L			06/09/15 18:21	1
cis-1,3-Dichloropropene	<1.0		1.0	0.18	ug/L			06/09/15 18:21	1
methyl isobutyl ketone	<5.0		5.0	0.33	ug/L			06/09/15 18:21	1
Toluene	<0.50		0.50	0.11	ug/L			06/09/15 18:21	1
trans-1,3-Dichloropropene	<1.0		1.0	0.21	ug/L			06/09/15 18:21	1
1,1,2-Trichloroethane	<1.0		1.0	0.28	ug/L			06/09/15 18:21	1
Tetrachloroethene	10		1.0	0.17	ug/L			06/09/15 18:21	1
1,3-Dichloropropane	<1.0		1.0	0.13	ug/L			06/09/15 18:21	1
2-Hexanone	<5.0		5.0	0.56	ug/L			06/09/15 18:21	1
Dibromochloromethane	<1.0		1.0	0.32	ug/L			06/09/15 18:21	1
1,2-Dibromoethane	<1.0		1.0	0.36	ug/L			06/09/15 18:21	1
Chlorobenzene	<1.0		1.0	0.14	ug/L			06/09/15 18:21	1
1,1,1,2-Tetrachloroethane	<1.0		1.0	0.25	ug/L			06/09/15 18:21	1
Ethylbenzene	<0.50		0.50	0.13	ug/L			06/09/15 18:21	1
m&p-Xylene	<1.0		1.0	0.26	ug/L			06/09/15 18:21	1
o-Xylene	<0.50		0.50	0.068	ug/L			06/09/15 18:21	1
Styrene	<1.0		1.0	0.10	ug/L			06/09/15 18:21	1
Bromoform	<1.0		1.0	0.28	ug/L			06/09/15 18:21	1
Isopropylbenzene	<1.0		1.0	0.14	ug/L			06/09/15 18:21	1
Bromobenzene	<1.0		1.0	0.25	ug/L			06/09/15 18:21	1
1,1,2,2-Tetrachloroethane	<1.0		1.0	0.23	ug/L			06/09/15 18:21	1
1,2,3-Trichloropropane	<1.0		1.0	0.45	ug/L			06/09/15 18:21	1
N-Propylbenzene	<1.0		1.0	0.13	ug/L			06/09/15 18:21	1
2-Chlorotoluene	<1.0		1.0	0.21	ug/L			06/09/15 18:21	1

TestAmerica Chicago

Client Sample Results

Client: Weston Solutions, Inc.
Project/Site: Black and Decker

TestAmerica Job ID: 500-96582-1

Client Sample ID: EW-6

Lab Sample ID: 500-96582-21

Date Collected: 05/26/15 14:59

Matrix: Water

Date Received: 05/28/15 09:50

Method: 8260B - VOC (Continued)									
Analyte	Result	Qualifier	RL	MDL	Unit	D	Prepared	Analyzed	Dil Fac
1,3,5-Trimethylbenzene	<1.0		1.0	0.18	ug/L			06/09/15 18:21	1
4-Chlorotoluene	<1.0		1.0	0.20	ug/L			06/09/15 18:21	1
tert-Butylbenzene	<1.0		1.0	0.14	ug/L			06/09/15 18:21	1
1,2,4-Trimethylbenzene	<1.0		1.0	0.14	ug/L			06/09/15 18:21	1
sec-Butylbenzene	<1.0		1.0	0.15	ug/L			06/09/15 18:21	1
1,3-Dichlorobenzene	<1.0		1.0	0.15	ug/L			06/09/15 18:21	1
p-Isopropyltoluene	<1.0		1.0	0.17	ug/L			06/09/15 18:21	1
1,4-Dichlorobenzene	<1.0		1.0	0.15	ug/L			06/09/15 18:21	1
n-Butylbenzene	<1.0		1.0	0.13	ug/L			06/09/15 18:21	1
1,2-Dichlorobenzene	<1.0		1.0	0.27	ug/L			06/09/15 18:21	1
1,2-Dibromo-3-Chloropropane	<2.0		2.0	0.87	ug/L			06/09/15 18:21	1
1,2,4-Trichlorobenzene	<1.0		1.0	0.31	ug/L			06/09/15 18:21	1
Hexachlorobutadiene	<1.0		1.0	0.26	ug/L			06/09/15 18:21	1
Naphthalene	<1.0		1.0	0.16	ug/L			06/09/15 18:21	1
1,2,3-Trichlorobenzene	<1.0		1.0	0.24	ug/L			06/09/15 18:21	1
Surrogate	%Recovery	Qualifier	Limits				Prepared	Analyzed	Dil Fac
1,2-Dichloroethane-d4 (Surr)	98		75 - 125					06/09/15 18:21	1
Toluene-d8 (Surr)	94		75 - 120					06/09/15 18:21	1
4-Bromofluorobenzene (Surr)	90		75 - 120					06/09/15 18:21	1
Dibromofluoromethane	102		75 - 120					06/09/15 18:21	1

TestAmerica Chicago

Client Sample Results

Client: Weston Solutions, Inc.
Project/Site: Black and Decker

TestAmerica Job ID: 500-96582-1

Client Sample ID: EW-7
Date Collected: 05/26/15 15:10
Date Received: 05/28/15 09:50

Lab Sample ID: 500-96582-22
Matrix: Water

Method: 8260B - VOC

Analyte	Result	Qualifier	RL	MDL	Unit	D	Prepared	Analyzed	Dil Fac
Benzene	<0.50		0.50	0.074	ug/L			06/09/15 18:02	1
Dichlorodifluoromethane	<1.0		1.0	0.20	ug/L			06/09/15 18:02	1
Chloromethane	<1.0		1.0	0.18	ug/L			06/09/15 18:02	1
Vinyl chloride	<0.50		0.50	0.10	ug/L			06/09/15 18:02	1
Bromomethane	<1.0		1.0	0.31	ug/L			06/09/15 18:02	1
Chloroethane	<1.0		1.0	0.34	ug/L			06/09/15 18:02	1
Trichlorofluoromethane	<1.0		1.0	0.19	ug/L			06/09/15 18:02	1
1,1-Dichloroethene	<1.0		1.0	0.31	ug/L			06/09/15 18:02	1
Carbon disulfide	<5.0		5.0	0.43	ug/L			06/09/15 18:02	1
Acetone	<5.0		5.0	1.3	ug/L			06/09/15 18:02	1
Methylene Chloride	<5.0		5.0	0.68	ug/L			06/09/15 18:02	1
trans-1,2-Dichloroethene	<1.0		1.0	0.25	ug/L			06/09/15 18:02	1
1,1-Dichloroethane	<1.0		1.0	0.19	ug/L			06/09/15 18:02	1
2,2-Dichloropropane	<1.0		1.0	0.32	ug/L			06/09/15 18:02	1
cis-1,2-Dichloroethene	5.2		1.0	0.12	ug/L			06/09/15 18:02	1
Methyl Ethyl Ketone	<5.0		5.0	1.5	ug/L			06/09/15 18:02	1
Bromochloromethane	<1.0		1.0	0.40	ug/L			06/09/15 18:02	1
Chloroform	<1.0		1.0	0.20	ug/L			06/09/15 18:02	1
1,1,1-Trichloroethane	<1.0		1.0	0.20	ug/L			06/09/15 18:02	1
1,1-Dichloropropene	<1.0		1.0	0.34	ug/L			06/09/15 18:02	1
Carbon tetrachloride	<1.0		1.0	0.26	ug/L			06/09/15 18:02	1
1,2-Dichloroethane	<1.0		1.0	0.28	ug/L			06/09/15 18:02	1
Trichloroethene	3.5		0.50	0.19	ug/L			06/09/15 18:02	1
1,2-Dichloropropane	<1.0		1.0	0.20	ug/L			06/09/15 18:02	1
Dibromomethane	<1.0		1.0	0.33	ug/L			06/09/15 18:02	1
Bromodichloromethane	<1.0		1.0	0.17	ug/L			06/09/15 18:02	1
cis-1,3-Dichloropropene	<1.0		1.0	0.18	ug/L			06/09/15 18:02	1
methyl isobutyl ketone	<5.0		5.0	0.33	ug/L			06/09/15 18:02	1
Toluene	<0.50		0.50	0.11	ug/L			06/09/15 18:02	1
trans-1,3-Dichloropropene	<1.0		1.0	0.21	ug/L			06/09/15 18:02	1
1,1,2-Trichloroethane	<1.0		1.0	0.28	ug/L			06/09/15 18:02	1
Tetrachloroethene	8.1		1.0	0.17	ug/L			06/09/15 18:02	1
1,3-Dichloropropane	<1.0		1.0	0.13	ug/L			06/09/15 18:02	1
2-Hexanone	<5.0		5.0	0.56	ug/L			06/09/15 18:02	1
Dibromochloromethane	<1.0		1.0	0.32	ug/L			06/09/15 18:02	1
1,2-Dibromoethane	<1.0		1.0	0.36	ug/L			06/09/15 18:02	1
Chlorobenzene	<1.0		1.0	0.14	ug/L			06/09/15 18:02	1
1,1,1,2-Tetrachloroethane	<1.0		1.0	0.25	ug/L			06/09/15 18:02	1
Ethylbenzene	<0.50		0.50	0.13	ug/L			06/09/15 18:02	1
m&p-Xylene	<1.0		1.0	0.26	ug/L			06/09/15 18:02	1
o-Xylene	<0.50		0.50	0.068	ug/L			06/09/15 18:02	1
Styrene	<1.0		1.0	0.10	ug/L			06/09/15 18:02	1
Bromoform	<1.0		1.0	0.28	ug/L			06/09/15 18:02	1
Isopropylbenzene	<1.0		1.0	0.14	ug/L			06/09/15 18:02	1
Bromobenzene	<1.0		1.0	0.25	ug/L			06/09/15 18:02	1
1,1,2,2-Tetrachloroethane	<1.0		1.0	0.23	ug/L			06/09/15 18:02	1
1,2,3-Trichloropropane	<1.0		1.0	0.45	ug/L			06/09/15 18:02	1
N-Propylbenzene	<1.0		1.0	0.13	ug/L			06/09/15 18:02	1
2-Chlorotoluene	<1.0		1.0	0.21	ug/L			06/09/15 18:02	1

TestAmerica Chicago

Client Sample Results

Client: Weston Solutions, Inc.
 Project/Site: Black and Decker

TestAmerica Job ID: 500-96582-1

Client Sample ID: EW-7

Lab Sample ID: 500-96582-22

Date Collected: 05/26/15 15:10

Matrix: Water

Date Received: 05/28/15 09:50

Method: 8260B - VOC (Continued)

Analyte	Result	Qualifier	RL	MDL	Unit	D	Prepared	Analyzed	Dil Fac
1,3,5-Trimethylbenzene	<1.0		1.0	0.18	ug/L			06/09/15 18:02	1
4-Chlorotoluene	<1.0		1.0	0.20	ug/L			06/09/15 18:02	1
tert-Butylbenzene	<1.0		1.0	0.14	ug/L			06/09/15 18:02	1
1,2,4-Trimethylbenzene	<1.0		1.0	0.14	ug/L			06/09/15 18:02	1
sec-Butylbenzene	<1.0		1.0	0.15	ug/L			06/09/15 18:02	1
1,3-Dichlorobenzene	<1.0		1.0	0.15	ug/L			06/09/15 18:02	1
p-Isopropyltoluene	<1.0		1.0	0.17	ug/L			06/09/15 18:02	1
1,4-Dichlorobenzene	<1.0		1.0	0.15	ug/L			06/09/15 18:02	1
n-Butylbenzene	<1.0		1.0	0.13	ug/L			06/09/15 18:02	1
1,2-Dichlorobenzene	<1.0		1.0	0.27	ug/L			06/09/15 18:02	1
1,2-Dibromo-3-Chloropropane	<2.0		2.0	0.87	ug/L			06/09/15 18:02	1
1,2,4-Trichlorobenzene	<1.0		1.0	0.31	ug/L			06/09/15 18:02	1
Hexachlorobutadiene	<1.0		1.0	0.26	ug/L			06/09/15 18:02	1
Naphthalene	<1.0		1.0	0.16	ug/L			06/09/15 18:02	1
1,2,3-Trichlorobenzene	<1.0		1.0	0.24	ug/L			06/09/15 18:02	1

Surrogate	%Recovery	Qualifier	Limits	Prepared	Analyzed	Dil Fac
1,2-Dichloroethane-d4 (Surr)	98		75 - 125		06/09/15 18:02	1
Toluene-d8 (Surr)	100		75 - 120		06/09/15 18:02	1
4-Bromofluorobenzene (Surr)	99		75 - 120		06/09/15 18:02	1
Dibromofluoromethane	96		75 - 120		06/09/15 18:02	1

Client Sample Results

Client: Weston Solutions, Inc.
Project/Site: Black and Decker

TestAmerica Job ID: 500-96582-1

Client Sample ID: EW-8

Lab Sample ID: 500-96582-23

Date Collected: 05/26/15 15:20

Matrix: Water

Date Received: 05/28/15 09:50

Method: 8260B - VOC

Analyte	Result	Qualifier	RL	MDL	Unit	D	Prepared	Analyzed	Dil Fac
Benzene	<0.50		0.50	0.074	ug/L			06/09/15 19:06	1
Dichlorodifluoromethane	<1.0		1.0	0.20	ug/L			06/09/15 19:06	1
Chloromethane	<1.0		1.0	0.18	ug/L			06/09/15 19:06	1
Vinyl chloride	<0.50		0.50	0.10	ug/L			06/09/15 19:06	1
Bromomethane	<1.0		1.0	0.31	ug/L			06/09/15 19:06	1
Chloroethane	<1.0		1.0	0.34	ug/L			06/09/15 19:06	1
Trichlorofluoromethane	<1.0		1.0	0.19	ug/L			06/09/15 19:06	1
1,1-Dichloroethene	<1.0		1.0	0.31	ug/L			06/09/15 19:06	1
Carbon disulfide	<5.0		5.0	0.43	ug/L			06/09/15 19:06	1
Acetone	<5.0		5.0	1.3	ug/L			06/09/15 19:06	1
Methylene Chloride	<5.0		5.0	0.68	ug/L			06/09/15 19:06	1
trans-1,2-Dichloroethene	<1.0		1.0	0.25	ug/L			06/09/15 19:06	1
1,1-Dichloroethane	0.76	J	1.0	0.19	ug/L			06/09/15 19:06	1
2,2-Dichloropropane	<1.0		1.0	0.32	ug/L			06/09/15 19:06	1
cis-1,2-Dichloroethene	24		1.0	0.12	ug/L			06/09/15 19:06	1
Methyl Ethyl Ketone	<5.0		5.0	1.5	ug/L			06/09/15 19:06	1
Bromochloromethane	<1.0		1.0	0.40	ug/L			06/09/15 19:06	1
Chloroform	<1.0		1.0	0.20	ug/L			06/09/15 19:06	1
1,1,1-Trichloroethane	<1.0		1.0	0.20	ug/L			06/09/15 19:06	1
1,1-Dichloropropene	<1.0		1.0	0.34	ug/L			06/09/15 19:06	1
Carbon tetrachloride	<1.0		1.0	0.26	ug/L			06/09/15 19:06	1
1,2-Dichloroethane	<1.0		1.0	0.28	ug/L			06/09/15 19:06	1
Trichloroethene	7.7		0.50	0.19	ug/L			06/09/15 19:06	1
1,2-Dichloropropane	<1.0		1.0	0.20	ug/L			06/09/15 19:06	1
Dibromomethane	<1.0		1.0	0.33	ug/L			06/09/15 19:06	1
Bromodichloromethane	<1.0		1.0	0.17	ug/L			06/09/15 19:06	1
cis-1,3-Dichloropropene	<1.0		1.0	0.18	ug/L			06/09/15 19:06	1
methyl isobutyl ketone	<5.0		5.0	0.33	ug/L			06/09/15 19:06	1
Toluene	<0.50		0.50	0.11	ug/L			06/09/15 19:06	1
trans-1,3-Dichloropropene	<1.0		1.0	0.21	ug/L			06/09/15 19:06	1
1,1,2-Trichloroethane	<1.0		1.0	0.28	ug/L			06/09/15 19:06	1
Tetrachloroethene	75		1.0	0.17	ug/L			06/09/15 19:06	1
1,3-Dichloropropane	<1.0		1.0	0.13	ug/L			06/09/15 19:06	1
2-Hexanone	<5.0		5.0	0.56	ug/L			06/09/15 19:06	1
Dibromochloromethane	<1.0		1.0	0.32	ug/L			06/09/15 19:06	1
1,2-Dibromoethane	<1.0		1.0	0.36	ug/L			06/09/15 19:06	1
Chlorobenzene	<1.0		1.0	0.14	ug/L			06/09/15 19:06	1
1,1,1,2-Tetrachloroethane	<1.0		1.0	0.25	ug/L			06/09/15 19:06	1
Ethylbenzene	<0.50		0.50	0.13	ug/L			06/09/15 19:06	1
m&p-Xylene	<1.0		1.0	0.26	ug/L			06/09/15 19:06	1
o-Xylene	<0.50		0.50	0.068	ug/L			06/09/15 19:06	1
Styrene	<1.0		1.0	0.10	ug/L			06/09/15 19:06	1
Bromoform	<1.0		1.0	0.28	ug/L			06/09/15 19:06	1
Isopropylbenzene	<1.0		1.0	0.14	ug/L			06/09/15 19:06	1
Bromobenzene	<1.0		1.0	0.25	ug/L			06/09/15 19:06	1
1,1,2,2-Tetrachloroethane	<1.0		1.0	0.23	ug/L			06/09/15 19:06	1
1,2,3-Trichloropropane	<1.0		1.0	0.45	ug/L			06/09/15 19:06	1
N-Propylbenzene	<1.0		1.0	0.13	ug/L			06/09/15 19:06	1
2-Chlorotoluene	<1.0		1.0	0.21	ug/L			06/09/15 19:06	1

TestAmerica Chicago

Client Sample Results

Client: Weston Solutions, Inc.
Project/Site: Black and Decker

TestAmerica Job ID: 500-96582-1

Client Sample ID: EW-8

Lab Sample ID: 500-96582-23

Date Collected: 05/26/15 15:20

Matrix: Water

Date Received: 05/28/15 09:50

Method: 8260B - VOC (Continued)									
Analyte	Result	Qualifier	RL	MDL	Unit	D	Prepared	Analyzed	Dil Fac
1,3,5-Trimethylbenzene	<1.0		1.0	0.18	ug/L			06/09/15 19:06	1
4-Chlorotoluene	<1.0		1.0	0.20	ug/L			06/09/15 19:06	1
tert-Butylbenzene	<1.0		1.0	0.14	ug/L			06/09/15 19:06	1
1,2,4-Trimethylbenzene	<1.0		1.0	0.14	ug/L			06/09/15 19:06	1
sec-Butylbenzene	<1.0		1.0	0.15	ug/L			06/09/15 19:06	1
1,3-Dichlorobenzene	<1.0		1.0	0.15	ug/L			06/09/15 19:06	1
p-Isopropyltoluene	<1.0		1.0	0.17	ug/L			06/09/15 19:06	1
1,4-Dichlorobenzene	<1.0		1.0	0.15	ug/L			06/09/15 19:06	1
n-Butylbenzene	<1.0		1.0	0.13	ug/L			06/09/15 19:06	1
1,2-Dichlorobenzene	<1.0		1.0	0.27	ug/L			06/09/15 19:06	1
1,2-Dibromo-3-Chloropropane	<2.0		2.0	0.87	ug/L			06/09/15 19:06	1
1,2,4-Trichlorobenzene	<1.0		1.0	0.31	ug/L			06/09/15 19:06	1
Hexachlorobutadiene	<1.0		1.0	0.26	ug/L			06/09/15 19:06	1
Naphthalene	<1.0		1.0	0.16	ug/L			06/09/15 19:06	1
1,2,3-Trichlorobenzene	<1.0		1.0	0.24	ug/L			06/09/15 19:06	1
Surrogate	%Recovery	Qualifier	Limits				Prepared	Analyzed	Dil Fac
1,2-Dichloroethane-d4 (Surr)	90		75 - 125					06/09/15 19:06	1
Toluene-d8 (Surr)	99		75 - 120					06/09/15 19:06	1
4-Bromofluorobenzene (Surr)	91		75 - 120					06/09/15 19:06	1
Dibromofluoromethane	93		75 - 120					06/09/15 19:06	1

TestAmerica Chicago

Client Sample Results

Client: Weston Solutions, Inc.
Project/Site: Black and Decker

TestAmerica Job ID: 500-96582-1

Client Sample ID: EW-9
Date Collected: 05/26/15 15:35
Date Received: 05/28/15 09:50

Lab Sample ID: 500-96582-24
Matrix: Water

Method: 8260B - VOC

Analyte	Result	Qualifier	RL	MDL	Unit	D	Prepared	Analyzed	Dil Fac
Benzene	<0.50		0.50	0.074	ug/L			06/09/15 19:34	1
Dichlorodifluoromethane	<1.0		1.0	0.20	ug/L			06/09/15 19:34	1
Chloromethane	<1.0		1.0	0.18	ug/L			06/09/15 19:34	1
Vinyl chloride	<0.50		0.50	0.10	ug/L			06/09/15 19:34	1
Bromomethane	<1.0		1.0	0.31	ug/L			06/09/15 19:34	1
Chloroethane	<1.0		1.0	0.34	ug/L			06/09/15 19:34	1
Trichlorofluoromethane	<1.0		1.0	0.19	ug/L			06/09/15 19:34	1
1,1-Dichloroethene	<1.0		1.0	0.31	ug/L			06/09/15 19:34	1
Carbon disulfide	<5.0		5.0	0.43	ug/L			06/09/15 19:34	1
Acetone	<5.0		5.0	1.3	ug/L			06/09/15 19:34	1
Methylene Chloride	<5.0		5.0	0.68	ug/L			06/09/15 19:34	1
trans-1,2-Dichloroethene	<1.0		1.0	0.25	ug/L			06/09/15 19:34	1
1,1-Dichloroethane	<1.0		1.0	0.19	ug/L			06/09/15 19:34	1
2,2-Dichloropropane	<1.0		1.0	0.32	ug/L			06/09/15 19:34	1
cis-1,2-Dichloroethene	<1.0		1.0	0.12	ug/L			06/09/15 19:34	1
Methyl Ethyl Ketone	<5.0		5.0	1.5	ug/L			06/09/15 19:34	1
Bromochloromethane	<1.0		1.0	0.40	ug/L			06/09/15 19:34	1
Chloroform	<1.0		1.0	0.20	ug/L			06/09/15 19:34	1
1,1,1-Trichloroethane	<1.0		1.0	0.20	ug/L			06/09/15 19:34	1
1,1-Dichloropropene	<1.0		1.0	0.34	ug/L			06/09/15 19:34	1
Carbon tetrachloride	<1.0		1.0	0.26	ug/L			06/09/15 19:34	1
1,2-Dichloroethane	<1.0		1.0	0.28	ug/L			06/09/15 19:34	1
Trichloroethene	0.66		0.50	0.19	ug/L			06/09/15 19:34	1
1,2-Dichloropropane	<1.0		1.0	0.20	ug/L			06/09/15 19:34	1
Dibromomethane	<1.0		1.0	0.33	ug/L			06/09/15 19:34	1
Bromodichloromethane	<1.0		1.0	0.17	ug/L			06/09/15 19:34	1
cis-1,3-Dichloropropene	<1.0		1.0	0.18	ug/L			06/09/15 19:34	1
methyl isobutyl ketone	<5.0		5.0	0.33	ug/L			06/09/15 19:34	1
Toluene	<0.50		0.50	0.11	ug/L			06/09/15 19:34	1
trans-1,3-Dichloropropene	<1.0		1.0	0.21	ug/L			06/09/15 19:34	1
1,1,2-Trichloroethane	<1.0		1.0	0.28	ug/L			06/09/15 19:34	1
Tetrachloroethene	120		1.0	0.17	ug/L			06/09/15 19:34	1
1,3-Dichloropropane	<1.0		1.0	0.13	ug/L			06/09/15 19:34	1
2-Hexanone	<5.0		5.0	0.56	ug/L			06/09/15 19:34	1
Dibromochloromethane	<1.0		1.0	0.32	ug/L			06/09/15 19:34	1
1,2-Dibromoethane	<1.0		1.0	0.36	ug/L			06/09/15 19:34	1
Chlorobenzene	<1.0		1.0	0.14	ug/L			06/09/15 19:34	1
1,1,1,2-Tetrachloroethane	<1.0		1.0	0.25	ug/L			06/09/15 19:34	1
Ethylbenzene	<0.50		0.50	0.13	ug/L			06/09/15 19:34	1
m&p-Xylene	<1.0		1.0	0.26	ug/L			06/09/15 19:34	1
o-Xylene	<0.50		0.50	0.068	ug/L			06/09/15 19:34	1
Styrene	<1.0		1.0	0.10	ug/L			06/09/15 19:34	1
Bromoform	<1.0		1.0	0.28	ug/L			06/09/15 19:34	1
Isopropylbenzene	<1.0		1.0	0.14	ug/L			06/09/15 19:34	1
Bromobenzene	<1.0		1.0	0.25	ug/L			06/09/15 19:34	1
1,1,1,2-Tetrachloroethane	<1.0		1.0	0.23	ug/L			06/09/15 19:34	1
1,2,3-Trichloropropane	<1.0		1.0	0.45	ug/L			06/09/15 19:34	1
N-Propylbenzene	<1.0		1.0	0.13	ug/L			06/09/15 19:34	1
2-Chlorotoluene	<1.0		1.0	0.21	ug/L			06/09/15 19:34	1

TestAmerica Chicago

Client Sample Results

Client: Weston Solutions, Inc.
Project/Site: Black and Decker

TestAmerica Job ID: 500-96582-1

Client Sample ID: EW-9

Lab Sample ID: 500-96582-24

Date Collected: 05/26/15 15:35

Matrix: Water

Date Received: 05/28/15 09:50

Method: 8260B - VOC (Continued)

Analyte	Result	Qualifier	RL	MDL	Unit	D	Prepared	Analyzed	Dil Fac
1,3,5-Trimethylbenzene	<1.0		1.0	0.18	ug/L			06/09/15 19:34	1
4-Chlorotoluene	<1.0		1.0	0.20	ug/L			06/09/15 19:34	1
tert-Butylbenzene	<1.0		1.0	0.14	ug/L			06/09/15 19:34	1
1,2,4-Trimethylbenzene	<1.0		1.0	0.14	ug/L			06/09/15 19:34	1
sec-Butylbenzene	<1.0		1.0	0.15	ug/L			06/09/15 19:34	1
1,3-Dichlorobenzene	<1.0		1.0	0.15	ug/L			06/09/15 19:34	1
p-Isopropyltoluene	<1.0		1.0	0.17	ug/L			06/09/15 19:34	1
1,4-Dichlorobenzene	<1.0		1.0	0.15	ug/L			06/09/15 19:34	1
n-Butylbenzene	<1.0		1.0	0.13	ug/L			06/09/15 19:34	1
1,2-Dichlorobenzene	<1.0		1.0	0.27	ug/L			06/09/15 19:34	1
1,2-Dibromo-3-Chloropropane	<2.0		2.0	0.87	ug/L			06/09/15 19:34	1
1,2,4-Trichlorobenzene	<1.0		1.0	0.31	ug/L			06/09/15 19:34	1
Hexachlorobutadiene	<1.0		1.0	0.26	ug/L			06/09/15 19:34	1
Naphthalene	<1.0		1.0	0.16	ug/L			06/09/15 19:34	1
1,2,3-Trichlorobenzene	<1.0		1.0	0.24	ug/L			06/09/15 19:34	1
Surrogate	%Recovery	Qualifier	Limits				Prepared	Analyzed	Dil Fac
1,2-Dichloroethane-d4 (Surr)	93		75 - 125					06/09/15 19:34	1
Toluene-d8 (Surr)	102		75 - 120					06/09/15 19:34	1
4-Bromofluorobenzene (Surr)	95		75 - 120					06/09/15 19:34	1
Dibromofluoromethane	93		75 - 120					06/09/15 19:34	1

TestAmerica Chicago

Client Sample Results

Client: Weston Solutions, Inc.
Project/Site: Black and Decker

TestAmerica Job ID: 500-96582-1

Client Sample ID: EW-9 DUP

Lab Sample ID: 500-96582-25

Date Collected: 05/26/15 15:35

Matrix: Water

Date Received: 05/28/15 09:50

Method: 8260B - VOC

Analyte	Result	Qualifier	RL	MDL	Unit	D	Prepared	Analyzed	Dil Fac
Benzene	<0.50		0.50	0.074	ug/L			06/09/15 20:02	1
Dichlorodifluoromethane	<1.0		1.0	0.20	ug/L			06/09/15 20:02	1
Chloromethane	<1.0		1.0	0.18	ug/L			06/09/15 20:02	1
Vinyl chloride	<0.50		0.50	0.10	ug/L			06/09/15 20:02	1
Bromomethane	<1.0		1.0	0.31	ug/L			06/09/15 20:02	1
Chloroethane	<1.0		1.0	0.34	ug/L			06/09/15 20:02	1
Trichlorofluoromethane	<1.0		1.0	0.19	ug/L			06/09/15 20:02	1
1,1-Dichloroethene	<1.0		1.0	0.31	ug/L			06/09/15 20:02	1
Carbon disulfide	<5.0		5.0	0.43	ug/L			06/09/15 20:02	1
Acetone	<5.0		5.0	1.3	ug/L			06/09/15 20:02	1
Methylene Chloride	<5.0		5.0	0.68	ug/L			06/09/15 20:02	1
trans-1,2-Dichloroethene	<1.0		1.0	0.25	ug/L			06/09/15 20:02	1
1,1-Dichloroethane	<1.0		1.0	0.19	ug/L			06/09/15 20:02	1
2,2-Dichloropropane	<1.0		1.0	0.32	ug/L			06/09/15 20:02	1
cis-1,2-Dichloroethene	<1.0		1.0	0.12	ug/L			06/09/15 20:02	1
Methyl Ethyl Ketone	<5.0		5.0	1.5	ug/L			06/09/15 20:02	1
Bromochloromethane	<1.0		1.0	0.40	ug/L			06/09/15 20:02	1
Chloroform	<1.0		1.0	0.20	ug/L			06/09/15 20:02	1
1,1,1-Trichloroethane	<1.0		1.0	0.20	ug/L			06/09/15 20:02	1
1,1-Dichloropropene	<1.0		1.0	0.34	ug/L			06/09/15 20:02	1
Carbon tetrachloride	<1.0		1.0	0.26	ug/L			06/09/15 20:02	1
1,2-Dichloroethane	<1.0		1.0	0.28	ug/L			06/09/15 20:02	1
Trichloroethene	0.65		0.50	0.19	ug/L			06/09/15 20:02	1
1,2-Dichloropropane	<1.0		1.0	0.20	ug/L			06/09/15 20:02	1
Dibromomethane	<1.0		1.0	0.33	ug/L			06/09/15 20:02	1
Bromodichloromethane	<1.0		1.0	0.17	ug/L			06/09/15 20:02	1
cis-1,3-Dichloropropene	<1.0		1.0	0.18	ug/L			06/09/15 20:02	1
methyl isobutyl ketone	<5.0		5.0	0.33	ug/L			06/09/15 20:02	1
Toluene	<0.50		0.50	0.11	ug/L			06/09/15 20:02	1
trans-1,3-Dichloropropene	<1.0		1.0	0.21	ug/L			06/09/15 20:02	1
1,1,2-Trichloroethane	<1.0		1.0	0.28	ug/L			06/09/15 20:02	1
Tetrachloroethene	120		1.0	0.17	ug/L			06/09/15 20:02	1
1,3-Dichloropropane	<1.0		1.0	0.13	ug/L			06/09/15 20:02	1
2-Hexanone	<5.0		5.0	0.56	ug/L			06/09/15 20:02	1
Dibromochloromethane	<1.0		1.0	0.32	ug/L			06/09/15 20:02	1
1,2-Dibromoethane	<1.0		1.0	0.36	ug/L			06/09/15 20:02	1
Chlorobenzene	<1.0		1.0	0.14	ug/L			06/09/15 20:02	1
1,1,1,2-Tetrachloroethane	<1.0		1.0	0.25	ug/L			06/09/15 20:02	1
Ethylbenzene	<0.50		0.50	0.13	ug/L			06/09/15 20:02	1
m&p-Xylene	<1.0		1.0	0.26	ug/L			06/09/15 20:02	1
o-Xylene	<0.50		0.50	0.068	ug/L			06/09/15 20:02	1
Styrene	<1.0		1.0	0.10	ug/L			06/09/15 20:02	1
Bromoform	<1.0		1.0	0.28	ug/L			06/09/15 20:02	1
Isopropylbenzene	<1.0		1.0	0.14	ug/L			06/09/15 20:02	1
Bromobenzene	<1.0		1.0	0.25	ug/L			06/09/15 20:02	1
1,1,2,2-Tetrachloroethane	<1.0		1.0	0.23	ug/L			06/09/15 20:02	1
1,2,3-Trichloropropane	<1.0		1.0	0.45	ug/L			06/09/15 20:02	1
N-Propylbenzene	<1.0		1.0	0.13	ug/L			06/09/15 20:02	1
2-Chlorotoluene	<1.0		1.0	0.21	ug/L			06/09/15 20:02	1

TestAmerica Chicago

Client Sample Results

Client: Weston Solutions, Inc.
Project/Site: Black and Decker

TestAmerica Job ID: 500-96582-1

Client Sample ID: EW-9 DUP

Lab Sample ID: 500-96582-25

Date Collected: 05/26/15 15:35

Matrix: Water

Date Received: 05/28/15 09:50

Method: 8260B - VOC (Continued)

Analyte	Result	Qualifier	RL	MDL	Unit	D	Prepared	Analyzed	Dil Fac
1,3,5-Trimethylbenzene	<1.0		1.0	0.18	ug/L			06/09/15 20:02	1
4-Chlorotoluene	<1.0		1.0	0.20	ug/L			06/09/15 20:02	1
tert-Butylbenzene	<1.0		1.0	0.14	ug/L			06/09/15 20:02	1
1,2,4-Trimethylbenzene	<1.0		1.0	0.14	ug/L			06/09/15 20:02	1
sec-Butylbenzene	<1.0		1.0	0.15	ug/L			06/09/15 20:02	1
1,3-Dichlorobenzene	<1.0		1.0	0.15	ug/L			06/09/15 20:02	1
p-Isopropyltoluene	<1.0		1.0	0.17	ug/L			06/09/15 20:02	1
1,4-Dichlorobenzene	<1.0		1.0	0.15	ug/L			06/09/15 20:02	1
n-Butylbenzene	<1.0		1.0	0.13	ug/L			06/09/15 20:02	1
1,2-Dichlorobenzene	<1.0		1.0	0.27	ug/L			06/09/15 20:02	1
1,2-Dibromo-3-Chloropropane	<2.0		2.0	0.87	ug/L			06/09/15 20:02	1
1,2,4-Trichlorobenzene	<1.0		1.0	0.31	ug/L			06/09/15 20:02	1
Hexachlorobutadiene	<1.0		1.0	0.26	ug/L			06/09/15 20:02	1
Naphthalene	<1.0		1.0	0.16	ug/L			06/09/15 20:02	1
1,2,3-Trichlorobenzene	<1.0		1.0	0.24	ug/L			06/09/15 20:02	1
Surrogate	%Recovery	Qualifier	Limits				Prepared	Analyzed	Dil Fac
1,2-Dichloroethane-d4 (Surr)	94		75 - 125					06/09/15 20:02	1
Toluene-d8 (Surr)	101		75 - 120					06/09/15 20:02	1
4-Bromofluorobenzene (Surr)	93		75 - 120					06/09/15 20:02	1
Dibromofluoromethane	93		75 - 120					06/09/15 20:02	1

TestAmerica Chicago

Client Sample Results

Client: Weston Solutions, Inc.
Project/Site: Black and Decker

TestAmerica Job ID: 500-96582-1

Client Sample ID: EW-10
Date Collected: 05/26/15 13:40
Date Received: 05/28/15 09:50

Lab Sample ID: 500-96582-26
Matrix: Water

Method: 8260B - VOC

Analyte	Result	Qualifier	RL	MDL	Unit	D	Prepared	Analyzed	Dil Fac
Benzene	<0.50		0.50	0.074	ug/L			06/09/15 18:47	1
Dichlorodifluoromethane	<1.0		1.0	0.20	ug/L			06/09/15 18:47	1
Chloromethane	<1.0		1.0	0.18	ug/L			06/09/15 18:47	1
Vinyl chloride	<0.50		0.50	0.10	ug/L			06/09/15 18:47	1
Bromomethane	<1.0		1.0	0.31	ug/L			06/09/15 18:47	1
Chloroethane	<1.0		1.0	0.34	ug/L			06/09/15 18:47	1
Trichlorofluoromethane	<1.0		1.0	0.19	ug/L			06/09/15 18:47	1
1,1-Dichloroethene	<1.0		1.0	0.31	ug/L			06/09/15 18:47	1
Carbon disulfide	<5.0		5.0	0.43	ug/L			06/09/15 18:47	1
Acetone	<5.0		5.0	1.3	ug/L			06/09/15 18:47	1
Methylene Chloride	<5.0		5.0	0.68	ug/L			06/09/15 18:47	1
trans-1,2-Dichloroethene	<1.0		1.0	0.25	ug/L			06/09/15 18:47	1
1,1-Dichloroethane	<1.0		1.0	0.19	ug/L			06/09/15 18:47	1
2,2-Dichloropropane	<1.0		1.0	0.32	ug/L			06/09/15 18:47	1
cis-1,2-Dichloroethene	<1.0		1.0	0.12	ug/L			06/09/15 18:47	1
Methyl Ethyl Ketone	<5.0		5.0	1.5	ug/L			06/09/15 18:47	1
Bromochloromethane	<1.0		1.0	0.40	ug/L			06/09/15 18:47	1
Chloroform	<1.0		1.0	0.20	ug/L			06/09/15 18:47	1
1,1,1-Trichloroethane	<1.0		1.0	0.20	ug/L			06/09/15 18:47	1
1,1-Dichloropropene	<1.0		1.0	0.34	ug/L			06/09/15 18:47	1
Carbon tetrachloride	<1.0		1.0	0.26	ug/L			06/09/15 18:47	1
1,2-Dichloroethane	<1.0		1.0	0.28	ug/L			06/09/15 18:47	1
Trichloroethene	<0.50		0.50	0.19	ug/L			06/09/15 18:47	1
1,2-Dichloropropane	<1.0		1.0	0.20	ug/L			06/09/15 18:47	1
Dibromomethane	<1.0		1.0	0.33	ug/L			06/09/15 18:47	1
Bromodichloromethane	<1.0		1.0	0.17	ug/L			06/09/15 18:47	1
cis-1,3-Dichloropropene	<1.0		1.0	0.18	ug/L			06/09/15 18:47	1
methyl isobutyl ketone	<5.0		5.0	0.33	ug/L			06/09/15 18:47	1
Toluene	<0.50		0.50	0.11	ug/L			06/09/15 18:47	1
trans-1,3-Dichloropropene	<1.0		1.0	0.21	ug/L			06/09/15 18:47	1
1,1,2-Trichloroethane	<1.0		1.0	0.28	ug/L			06/09/15 18:47	1
Tetrachloroethene	0.99	J	1.0	0.17	ug/L			06/09/15 18:47	1
1,3-Dichloropropane	<1.0		1.0	0.13	ug/L			06/09/15 18:47	1
2-Hexanone	<5.0		5.0	0.56	ug/L			06/09/15 18:47	1
Dibromochloromethane	<1.0		1.0	0.32	ug/L			06/09/15 18:47	1
1,2-Dibromoethane	<1.0		1.0	0.36	ug/L			06/09/15 18:47	1
Chlorobenzene	<1.0		1.0	0.14	ug/L			06/09/15 18:47	1
1,1,1,2-Tetrachloroethane	<1.0		1.0	0.25	ug/L			06/09/15 18:47	1
Ethylbenzene	<0.50		0.50	0.13	ug/L			06/09/15 18:47	1
m&p-Xylene	<1.0		1.0	0.26	ug/L			06/09/15 18:47	1
o-Xylene	<0.50		0.50	0.068	ug/L			06/09/15 18:47	1
Styrene	<1.0		1.0	0.10	ug/L			06/09/15 18:47	1
Bromoform	<1.0		1.0	0.28	ug/L			06/09/15 18:47	1
Isopropylbenzene	<1.0		1.0	0.14	ug/L			06/09/15 18:47	1
Bromobenzene	<1.0		1.0	0.25	ug/L			06/09/15 18:47	1
1,1,1,2,2-Tetrachloroethane	<1.0		1.0	0.23	ug/L			06/09/15 18:47	1
1,2,3-Trichloropropane	<1.0		1.0	0.45	ug/L			06/09/15 18:47	1
N-Propylbenzene	<1.0		1.0	0.13	ug/L			06/09/15 18:47	1
2-Chlorotoluene	<1.0		1.0	0.21	ug/L			06/09/15 18:47	1

TestAmerica Chicago

Client Sample Results

Client: Weston Solutions, Inc.
Project/Site: Black and Decker

TestAmerica Job ID: 500-96582-1

Client Sample ID: EW-10

Lab Sample ID: 500-96582-26

Date Collected: 05/26/15 13:40

Matrix: Water

Date Received: 05/28/15 09:50

Method: 8260B - VOC (Continued)									
Analyte	Result	Qualifier	RL	MDL	Unit	D	Prepared	Analyzed	Dil Fac
1,3,5-Trimethylbenzene	<1.0		1.0	0.18	ug/L			06/09/15 18:47	1
4-Chlorotoluene	<1.0		1.0	0.20	ug/L			06/09/15 18:47	1
tert-Butylbenzene	<1.0		1.0	0.14	ug/L			06/09/15 18:47	1
1,2,4-Trimethylbenzene	<1.0		1.0	0.14	ug/L			06/09/15 18:47	1
sec-Butylbenzene	<1.0		1.0	0.15	ug/L			06/09/15 18:47	1
1,3-Dichlorobenzene	<1.0		1.0	0.15	ug/L			06/09/15 18:47	1
p-Isopropyltoluene	<1.0		1.0	0.17	ug/L			06/09/15 18:47	1
1,4-Dichlorobenzene	<1.0		1.0	0.15	ug/L			06/09/15 18:47	1
n-Butylbenzene	<1.0		1.0	0.13	ug/L			06/09/15 18:47	1
1,2-Dichlorobenzene	<1.0		1.0	0.27	ug/L			06/09/15 18:47	1
1,2-Dibromo-3-Chloropropane	<2.0		2.0	0.87	ug/L			06/09/15 18:47	1
1,2,4-Trichlorobenzene	<1.0		1.0	0.31	ug/L			06/09/15 18:47	1
Hexachlorobutadiene	<1.0		1.0	0.26	ug/L			06/09/15 18:47	1
Naphthalene	<1.0		1.0	0.16	ug/L			06/09/15 18:47	1
1,2,3-Trichlorobenzene	<1.0		1.0	0.24	ug/L			06/09/15 18:47	1
Surrogate	%Recovery	Qualifier	Limits				Prepared	Analyzed	Dil Fac
1,2-Dichloroethane-d4 (Surr)	99		75 - 125					06/09/15 18:47	1
Toluene-d8 (Surr)	94		75 - 120					06/09/15 18:47	1
4-Bromofluorobenzene (Surr)	93		75 - 120					06/09/15 18:47	1
Dibromofluoromethane	102		75 - 120					06/09/15 18:47	1

TestAmerica Chicago

Definitions/Glossary

Client: Weston Solutions, Inc.
Project/Site: Black and Decker

TestAmerica Job ID: 500-96582-1

Qualifiers

GC/MS VOA

Qualifier	Qualifier Description
*	LCS or LCSD is outside acceptance limits.
J	Result is less than the RL but greater than or equal to the MDL and the concentration is an approximate value.

Glossary

Abbreviation	These commonly used abbreviations may or may not be present in this report.
▫	Listed under the "D" column to designate that the result is reported on a dry weight basis
%R	Percent Recovery
CFL	Contains Free Liquid
CNF	Contains no Free Liquid
DER	Duplicate error ratio (normalized absolute difference)
Dil Fac	Dilution Factor
DL, RA, RE, IN	Indicates a Dilution, Re-analysis, Re-extraction, or additional Initial metals/anion analysis of the sample
DLC	Decision level concentration
MDA	Minimum detectable activity
EDL	Estimated Detection Limit
MDC	Minimum detectable concentration
MDL	Method Detection Limit
ML	Minimum Level (Dioxin)
NC	Not Calculated
ND	Not detected at the reporting limit (or MDL or EDL if shown)
PQL	Practical Quantitation Limit
QC	Quality Control
RER	Relative error ratio
RL	Reporting Limit or Requested Limit (Radiochemistry)
RPD	Relative Percent Difference, a measure of the relative difference between two points
TEF	Toxicity Equivalent Factor (Dioxin)
TEQ	Toxicity Equivalent Quotient (Dioxin)

QC Association Summary

Client: Weston Solutions, Inc.
Project/Site: Black and Decker

TestAmerica Job ID: 500-96582-1

GC/MS VOA

Analysis Batch: 290904

Lab Sample ID	Client Sample ID	Prep Type	Matrix	Method	Prep Batch
500-96582-1	RFW-1A	Total/NA	Water	8260B	
500-96582-2	RFW-1B	Total/NA	Water	8260B	
500-96582-3	RFW-2A	Total/NA	Water	8260B	
500-96582-4	RFW-2B	Total/NA	Water	8260B	
500-96582-5	RFW-3B	Total/NA	Water	8260B	
500-96582-9	RFW-6	Total/NA	Water	8260B	
500-96582-10	RFW-7	Total/NA	Water	8260B	
500-96582-11	RFW-9	Total/NA	Water	8260B	
500-96582-14	RFW-17	Total/NA	Water	8260B	
500-96582-15	Trip Blank	Total/NA	Water	8260B	
LCS 500-290904/3	Lab Control Sample	Total/NA	Water	8260B	
MB 500-290904/5	Method Blank	Total/NA	Water	8260B	

Analysis Batch: 291238

Lab Sample ID	Client Sample ID	Prep Type	Matrix	Method	Prep Batch
500-96582-6	RFW-4A	Total/NA	Water	8260B	
500-96582-7	RFW-4A DUP	Total/NA	Water	8260B	
500-96582-8	RFW-4B	Total/NA	Water	8260B	
500-96582-12	RFW-11B	Total/NA	Water	8260B	
500-96582-13	RFW-12B	Total/NA	Water	8260B	
500-96582-16	RFW-13	Total/NA	Water	8260B	
500-96582-17	EW-2	Total/NA	Water	8260B	
500-96582-21	EW-6	Total/NA	Water	8260B	
500-96582-26	EW-10	Total/NA	Water	8260B	
LCS 500-291238/4	Lab Control Sample	Total/NA	Water	8260B	
MB 500-291238/6	Method Blank	Total/NA	Water	8260B	

Analysis Batch: 291242

Lab Sample ID	Client Sample ID	Prep Type	Matrix	Method	Prep Batch
500-96582-23	EW-8	Total/NA	Water	8260B	
500-96582-24	EW-9	Total/NA	Water	8260B	
500-96582-25	EW-9 DUP	Total/NA	Water	8260B	
LCS 500-291242/4	Lab Control Sample	Total/NA	Water	8260B	
MB 500-291242/6	Method Blank	Total/NA	Water	8260B	

Analysis Batch: 291305

Lab Sample ID	Client Sample ID	Prep Type	Matrix	Method	Prep Batch
500-96582-22	EW-7	Total/NA	Water	8260B	
LCS 500-291305/5	Lab Control Sample	Total/NA	Water	8260B	
MB 500-291305/7	Method Blank	Total/NA	Water	8260B	

Analysis Batch: 291414

Lab Sample ID	Client Sample ID	Prep Type	Matrix	Method	Prep Batch
500-96582-18	EW-3	Total/NA	Water	8260B	
500-96582-19	EW-4	Total/NA	Water	8260B	
500-96582-20	EW-5	Total/NA	Water	8260B	
LCS 500-291414/4	Lab Control Sample	Total/NA	Water	8260B	
MB 500-291414/6	Method Blank	Total/NA	Water	8260B	

TestAmerica Chicago

QC Association Summary

Client: Weston Solutions, Inc.
Project/Site: Black and Decker

TestAmerica Job ID: 500-96582-1

GC/MS VOA (Continued)

Analysis Batch: 291489

Lab Sample ID	Client Sample ID	Prep Type	Matrix	Method	Prep Batch
500-96582-19 - DL	EW-4	Total/NA	Water	8260B	
LCS 500-291489/4	Lab Control Sample	Total/NA	Water	8260B	
MB 500-291489/6	Method Blank	Total/NA	Water	8260B	



Surrogate Summary

Client: Weston Solutions, Inc.
Project/Site: Black and Decker

TestAmerica Job ID: 500-96582-1

Method: 8260B - VOC

Matrix: Water

Prep Type: Total/NA

Lab Sample ID	Client Sample ID	Percent Surrogate Recovery (Acceptance Limits)			
		12DCE (75-125)	TOL (75-120)	BFB (75-120)	DBFM (75-120)
500-96582-1	RFW-1A	94	97	99	96
500-96582-2	RFW-1B	95	96	98	97
500-96582-3	RFW-2A	93	97	98	97
500-96582-4	RFW-2B	93	96	96	93
500-96582-5	RFW-3B	94	98	100	95
500-96582-6	RFW-4A	96	96	91	102
500-96582-7	RFW-4A DUP	98	96	94	100
500-96582-8	RFW-4B	100	96	93	102
500-96582-9	RFW-6	92	97	97	96
500-96582-10	RFW-7	97	95	99	96
500-96582-11	RFW-9	99	96	98	95
500-96582-12	RFW-11B	98	98	92	98
500-96582-13	RFW-12B	101	93	93	103
500-96582-14	RFW-17	95	96	97	97
500-96582-15	Trip Blank	95	96	96	95
500-96582-16	RFW-13	102	93	89	102
500-96582-17	EW-2	98	95	92	102
500-96582-18	EW-3	102	93	94	107
500-96582-19	EW-4	104	93	91	103
500-96582-19 - DL	EW-4	95	101	99	89
500-96582-20	EW-5	103	93	93	106
500-96582-21	EW-6	98	94	90	102
500-96582-22	EW-7	98	100	99	96
500-96582-23	EW-8	90	99	91	93
500-96582-24	EW-9	93	102	95	93
500-96582-25	EW-9 DUP	94	101	93	93
500-96582-26	EW-10	99	94	93	102
LCS 500-290904/3	Lab Control Sample	92	97	94	97
LCS 500-291238/4	Lab Control Sample	94	99	92	100
LCS 500-291242/4	Lab Control Sample	94	98	101	95
LCS 500-291305/5	Lab Control Sample	95	102	97	96
LCS 500-291414/4	Lab Control Sample	95	96	91	101
LCS 500-291489/4	Lab Control Sample	101	100	100	98
MB 500-290904/5	Method Blank	92	97	95	94
MB 500-291238/6	Method Blank	96	96	93	97
MB 500-291242/6	Method Blank	95	101	96	93
MB 500-291305/7	Method Blank	99	99	101	98
MB 500-291414/6	Method Blank	99	94	91	101
MB 500-291489/6	Method Blank	98	100	102	90

Surrogate Legend

- 12DCE = 1,2-Dichloroethane-d4 (Surr)
- TOL = Toluene-d8 (Surr)
- BFB = 4-Bromofluorobenzene (Surr)
- DBFM = Dibromofluoromethane

TestAmerica Chicago



QC Sample Results

Client: Weston Solutions, Inc.
Project/Site: Black and Decker

TestAmerica Job ID: 500-96582-1

Method: 8260B - VOC

Lab Sample ID: MB 500-290904/5
Matrix: Water
Analysis Batch: 290904

Client Sample ID: Method Blank
Prep Type: Total/NA

Analyte	MB	MB	RL	MDL	Unit	D	Prepared	Analyzed	Dil Fac
	Result	Qualifier							
Benzene	<0.50		0.50	0.074	ug/L			06/05/15 12:21	1
Dichlorodifluoromethane	<1.0		1.0	0.20	ug/L			06/05/15 12:21	1
Chloromethane	<1.0		1.0	0.18	ug/L			06/05/15 12:21	1
Vinyl chloride	<0.50		0.50	0.10	ug/L			06/05/15 12:21	1
Bromomethane	<1.0		1.0	0.31	ug/L			06/05/15 12:21	1
Chloroethane	<1.0		1.0	0.34	ug/L			06/05/15 12:21	1
Trichlorofluoromethane	<1.0		1.0	0.19	ug/L			06/05/15 12:21	1
1,1-Dichloroethene	<1.0		1.0	0.31	ug/L			06/05/15 12:21	1
Carbon disulfide	<5.0		5.0	0.43	ug/L			06/05/15 12:21	1
Acetone	<5.0		5.0	1.3	ug/L			06/05/15 12:21	1
Methylene Chloride	<5.0		5.0	0.68	ug/L			06/05/15 12:21	1
trans-1,2-Dichloroethene	<1.0		1.0	0.25	ug/L			06/05/15 12:21	1
1,1-Dichloroethane	<1.0		1.0	0.19	ug/L			06/05/15 12:21	1
2,2-Dichloropropane	<1.0		1.0	0.32	ug/L			06/05/15 12:21	1
cis-1,2-Dichloroethene	<1.0		1.0	0.12	ug/L			06/05/15 12:21	1
Methyl Ethyl Ketone	<5.0		5.0	1.5	ug/L			06/05/15 12:21	1
Bromochloromethane	<1.0		1.0	0.40	ug/L			06/05/15 12:21	1
Chloroform	<1.0		1.0	0.20	ug/L			06/05/15 12:21	1
1,1,1-Trichloroethane	<1.0		1.0	0.20	ug/L			06/05/15 12:21	1
1,1-Dichloropropene	<1.0		1.0	0.34	ug/L			06/05/15 12:21	1
Carbon tetrachloride	<1.0		1.0	0.26	ug/L			06/05/15 12:21	1
1,2-Dichloroethane	<1.0		1.0	0.28	ug/L			06/05/15 12:21	1
Trichloroethene	<0.50		0.50	0.19	ug/L			06/05/15 12:21	1
1,2-Dichloropropane	<1.0		1.0	0.20	ug/L			06/05/15 12:21	1
Dibromomethane	<1.0		1.0	0.33	ug/L			06/05/15 12:21	1
Bromodichloromethane	<1.0		1.0	0.17	ug/L			06/05/15 12:21	1
cis-1,3-Dichloropropene	<1.0		1.0	0.18	ug/L			06/05/15 12:21	1
methyl isobutyl ketone	<5.0		5.0	0.33	ug/L			06/05/15 12:21	1
Toluene	<0.50		0.50	0.11	ug/L			06/05/15 12:21	1
trans-1,3-Dichloropropene	<1.0		1.0	0.21	ug/L			06/05/15 12:21	1
1,1,2-Trichloroethane	<1.0		1.0	0.28	ug/L			06/05/15 12:21	1
Tetrachloroethene	<1.0		1.0	0.17	ug/L			06/05/15 12:21	1
1,3-Dichloropropane	<1.0		1.0	0.13	ug/L			06/05/15 12:21	1
2-Hexanone	<5.0		5.0	0.56	ug/L			06/05/15 12:21	1
Dibromochloromethane	<1.0		1.0	0.32	ug/L			06/05/15 12:21	1
1,2-Dibromoethane	<1.0		1.0	0.36	ug/L			06/05/15 12:21	1
Chlorobenzene	<1.0		1.0	0.14	ug/L			06/05/15 12:21	1
1,1,1,2-Tetrachloroethane	<1.0		1.0	0.25	ug/L			06/05/15 12:21	1
Ethylbenzene	<0.50		0.50	0.13	ug/L			06/05/15 12:21	1
m&p-Xylene	<1.0		1.0	0.26	ug/L			06/05/15 12:21	1
o-Xylene	<0.50		0.50	0.068	ug/L			06/05/15 12:21	1
Styrene	<1.0		1.0	0.10	ug/L			06/05/15 12:21	1
Bromoform	<1.0		1.0	0.28	ug/L			06/05/15 12:21	1
Isopropylbenzene	<1.0		1.0	0.14	ug/L			06/05/15 12:21	1
Bromobenzene	<1.0		1.0	0.25	ug/L			06/05/15 12:21	1
1,1,2,2-Tetrachloroethane	<1.0		1.0	0.23	ug/L			06/05/15 12:21	1
1,2,3-Trichloropropane	<1.0		1.0	0.45	ug/L			06/05/15 12:21	1
N-Propylbenzene	<1.0		1.0	0.13	ug/L			06/05/15 12:21	1

TestAmerica Chicago

QC Sample Results

Client: Weston Solutions, Inc.
Project/Site: Black and Decker

TestAmerica Job ID: 500-96582-1

Method: 8260B - VOC (Continued)

Lab Sample ID: MB 500-290904/5

Matrix: Water

Analysis Batch: 290904

Client Sample ID: Method Blank

Prep Type: Total/NA

Analyte	MB Result	MB Qualifier	RL	MDL	Unit	D	Prepared	Analyzed	Dil Fac
2-Chlorotoluene	<1.0		1.0	0.21	ug/L			06/05/15 12:21	1
1,3,5-Trimethylbenzene	<1.0		1.0	0.18	ug/L			06/05/15 12:21	1
4-Chlorotoluene	<1.0		1.0	0.20	ug/L			06/05/15 12:21	1
tert-Butylbenzene	<1.0		1.0	0.14	ug/L			06/05/15 12:21	1
1,2,4-Trimethylbenzene	<1.0		1.0	0.14	ug/L			06/05/15 12:21	1
sec-Butylbenzene	<1.0		1.0	0.15	ug/L			06/05/15 12:21	1
1,3-Dichlorobenzene	<1.0		1.0	0.15	ug/L			06/05/15 12:21	1
p-Isopropyltoluene	<1.0		1.0	0.17	ug/L			06/05/15 12:21	1
1,4-Dichlorobenzene	<1.0		1.0	0.15	ug/L			06/05/15 12:21	1
n-Butylbenzene	<1.0		1.0	0.13	ug/L			06/05/15 12:21	1
1,2-Dichlorobenzene	<1.0		1.0	0.27	ug/L			06/05/15 12:21	1
1,2-Dibromo-3-Chloropropane	<2.0		2.0	0.87	ug/L			06/05/15 12:21	1
1,2,4-Trichlorobenzene	<1.0		1.0	0.31	ug/L			06/05/15 12:21	1
Hexachlorobutadiene	<1.0		1.0	0.26	ug/L			06/05/15 12:21	1
Naphthalene	<1.0		1.0	0.16	ug/L			06/05/15 12:21	1
1,2,3-Trichlorobenzene	<1.0		1.0	0.24	ug/L			06/05/15 12:21	1

Surrogate	MB %Recovery	MB Qualifier	Limits	Prepared	Analyzed	Dil Fac
1,2-Dichloroethane-d4 (Surr)	92		75 - 125		06/05/15 12:21	1
Toluene-d8 (Surr)	97		75 - 120		06/05/15 12:21	1
4-Bromofluorobenzene (Surr)	95		75 - 120		06/05/15 12:21	1
Dibromofluoromethane	94		75 - 120		06/05/15 12:21	1

Lab Sample ID: LCS 500-290904/3

Matrix: Water

Analysis Batch: 290904

Client Sample ID: Lab Control Sample

Prep Type: Total/NA

Analyte	Spike Added	LCS Result	LCS Qualifier	Unit	D	%Rec	%Rec. Limits
Benzene	50.0	49.4		ug/L		99	75 - 120
Dichlorodifluoromethane	50.0	63.1		ug/L		126	41 - 146
Chloromethane	50.0	47.5		ug/L		95	63 - 133
Vinyl chloride	50.0	52.2		ug/L		104	72 - 123
Bromomethane	50.0	55.0		ug/L		110	45 - 169
Chloroethane	50.0	53.4		ug/L		107	58 - 147
Trichlorofluoromethane	50.0	54.0		ug/L		108	71 - 130
1,1-Dichloroethene	50.0	52.7		ug/L		105	69 - 120
Carbon disulfide	50.0	50.7		ug/L		101	56 - 130
Acetone	50.0	38.0		ug/L		76	48 - 149
Methylene Chloride	50.0	47.2		ug/L		94	73 - 130
trans-1,2-Dichloroethene	50.0	50.7		ug/L		101	77 - 120
1,1-Dichloroethane	50.0	48.8		ug/L		98	75 - 120
2,2-Dichloropropane	50.0	48.7		ug/L		97	65 - 132
cis-1,2-Dichloroethene	50.0	50.8		ug/L		102	75 - 120
Methyl Ethyl Ketone	50.0	42.3		ug/L		85	53 - 142
Bromochloromethane	50.0	49.5		ug/L		99	76 - 120
Chloroform	50.0	50.8		ug/L		102	76 - 120
1,1,1-Trichloroethane	50.0	52.3		ug/L		105	72 - 130
1,1-Dichloropropene	50.0	48.2		ug/L		96	75 - 130

TestAmerica Chicago

QC Sample Results

Client: Weston Solutions, Inc.
Project/Site: Black and Decker

TestAmerica Job ID: 500-96582-1

Method: 8260B - VOC (Continued)

Lab Sample ID: LCS 500-290904/3
Matrix: Water
Analysis Batch: 290904

Client Sample ID: Lab Control Sample
Prep Type: Total/NA

Analyte	Spike Added	LCS Result	LCS Qualifier	Unit	D	%Rec	%Rec. Limits
Carbon tetrachloride	50.0	51.5		ug/L		103	70 - 130
1,2-Dichloroethane	50.0	49.2		ug/L		98	69 - 130
Trichloroethene	50.0	50.2		ug/L		100	75 - 120
1,2-Dichloropropane	50.0	47.7		ug/L		95	75 - 120
Dibromomethane	50.0	50.4		ug/L		101	75 - 120
Bromodichloromethane	50.0	48.2		ug/L		96	77 - 121
cis-1,3-Dichloropropene	50.0	48.7		ug/L		97	78 - 130
methyl isobutyl ketone	50.0	42.1		ug/L		84	58 - 135
Toluene	50.0	49.9		ug/L		100	75 - 120
trans-1,3-Dichloropropene	50.0	48.5		ug/L		97	74 - 130
1,1,1,2-Trichloroethane	50.0	53.7		ug/L		107	75 - 120
Tetrachloroethene	50.0	52.1		ug/L		104	75 - 120
1,3-Dichloropropane	50.0	50.5		ug/L		101	77 - 124
2-Hexanone	50.0	42.7		ug/L		85	55 - 140
Dibromochloromethane	50.0	52.8		ug/L		106	71 - 126
1,2-Dibromoethane	50.0	53.6		ug/L		107	78 - 122
Chlorobenzene	50.0	51.0		ug/L		102	75 - 120
1,1,1,2-Tetrachloroethane	50.0	51.6		ug/L		103	75 - 122
Ethylbenzene	50.0	52.0		ug/L		104	75 - 120
m&p-Xylene	50.0	51.7		ug/L		103	75 - 120
o-Xylene	50.0	51.6		ug/L		103	75 - 120
Styrene	50.0	53.9		ug/L		108	75 - 120
Bromoform	50.0	52.7		ug/L		105	68 - 126
Isopropylbenzene	50.0	51.5		ug/L		103	75 - 121
Bromobenzene	50.0	51.5		ug/L		103	75 - 120
1,1,2,2-Tetrachloroethane	50.0	51.7		ug/L		103	72 - 130
1,2,3-Trichloropropane	50.0	48.7		ug/L		97	65 - 132
N-Propylbenzene	50.0	51.4		ug/L		103	75 - 120
2-Chlorotoluene	50.0	51.0		ug/L		102	75 - 120
1,3,5-Trimethylbenzene	50.0	52.3		ug/L		105	75 - 121
4-Chlorotoluene	50.0	51.8		ug/L		104	75 - 120
tert-Butylbenzene	50.0	52.0		ug/L		104	75 - 123
1,2,4-Trimethylbenzene	50.0	51.9		ug/L		104	75 - 121
sec-Butylbenzene	50.0	53.1		ug/L		106	75 - 120
1,3-Dichlorobenzene	50.0	52.8		ug/L		106	75 - 120
p-Isopropyltoluene	50.0	53.1		ug/L		106	75 - 121
1,4-Dichlorobenzene	50.0	52.4		ug/L		105	75 - 120
n-Butylbenzene	50.0	52.1		ug/L		104	75 - 121
1,2-Dichlorobenzene	50.0	51.6		ug/L		103	75 - 120
1,2-Dibromo-3-Chloropropane	50.0	45.0		ug/L		90	62 - 130
1,2,4-Trichlorobenzene	50.0	48.0		ug/L		96	73 - 130
Hexachlorobutadiene	50.0	48.5		ug/L		97	71 - 131
Naphthalene	50.0	46.1		ug/L		92	69 - 135
1,2,3-Trichlorobenzene	50.0	47.4		ug/L		95	69 - 131

Surrogate	LCS LCS		Limits
	%Recovery	Qualifier	
1,2-Dichloroethane-d4 (Surr)	92		75 - 125
Toluene-d8 (Surr)	97		75 - 120

TestAmerica Chicago

QC Sample Results

Client: Weston Solutions, Inc.
Project/Site: Black and Decker

TestAmerica Job ID: 500-96582-1

Method: 8260B - VOC (Continued)

Lab Sample ID: LCS 500-290904/3
Matrix: Water
Analysis Batch: 290904

Client Sample ID: Lab Control Sample
Prep Type: Total/NA

Surrogate	LCS LCS		Limits
	%Recovery	Qualifier	
4-Bromofluorobenzene (Surr)	94		75 - 120
Dibromofluoromethane	97		75 - 120

Lab Sample ID: MB 500-291238/6
Matrix: Water
Analysis Batch: 291238

Client Sample ID: Method Blank
Prep Type: Total/NA

Analyte	MB MB		RL	MDL	Unit	D	Prepared	Analyzed	Dil Fac
	Result	Qualifier							
Benzene	<0.50		0.50	0.074	ug/L			06/09/15 12:09	1
Dichlorodifluoromethane	<1.0		1.0	0.20	ug/L			06/09/15 12:09	1
Chloromethane	<1.0		1.0	0.18	ug/L			06/09/15 12:09	1
Vinyl chloride	<0.50		0.50	0.10	ug/L			06/09/15 12:09	1
Bromomethane	<1.0		1.0	0.31	ug/L			06/09/15 12:09	1
Chloroethane	<1.0		1.0	0.34	ug/L			06/09/15 12:09	1
Trichlorofluoromethane	<1.0		1.0	0.19	ug/L			06/09/15 12:09	1
1,1-Dichloroethene	<1.0		1.0	0.31	ug/L			06/09/15 12:09	1
Carbon disulfide	<5.0		5.0	0.43	ug/L			06/09/15 12:09	1
Acetone	<5.0		5.0	1.3	ug/L			06/09/15 12:09	1
Methylene Chloride	<5.0		5.0	0.68	ug/L			06/09/15 12:09	1
trans-1,2-Dichloroethene	<1.0		1.0	0.25	ug/L			06/09/15 12:09	1
1,1-Dichloroethane	<1.0		1.0	0.19	ug/L			06/09/15 12:09	1
2,2-Dichloropropane	<1.0		1.0	0.32	ug/L			06/09/15 12:09	1
cis-1,2-Dichloroethene	<1.0		1.0	0.12	ug/L			06/09/15 12:09	1
Methyl Ethyl Ketone	<5.0		5.0	1.5	ug/L			06/09/15 12:09	1
Bromochloromethane	<1.0		1.0	0.40	ug/L			06/09/15 12:09	1
Chloroform	<1.0		1.0	0.20	ug/L			06/09/15 12:09	1
1,1,1-Trichloroethane	<1.0		1.0	0.20	ug/L			06/09/15 12:09	1
1,1-Dichloropropene	<1.0		1.0	0.34	ug/L			06/09/15 12:09	1
Carbon tetrachloride	<1.0		1.0	0.26	ug/L			06/09/15 12:09	1
1,2-Dichloroethane	<1.0		1.0	0.28	ug/L			06/09/15 12:09	1
Trichloroethene	<0.50		0.50	0.19	ug/L			06/09/15 12:09	1
1,2-Dichloropropane	<1.0		1.0	0.20	ug/L			06/09/15 12:09	1
Dibromomethane	<1.0		1.0	0.33	ug/L			06/09/15 12:09	1
Bromodichloromethane	<1.0		1.0	0.17	ug/L			06/09/15 12:09	1
cis-1,3-Dichloropropene	<1.0		1.0	0.18	ug/L			06/09/15 12:09	1
methyl isobutyl ketone	<5.0		5.0	0.33	ug/L			06/09/15 12:09	1
Toluene	<0.50		0.50	0.11	ug/L			06/09/15 12:09	1
trans-1,3-Dichloropropene	<1.0		1.0	0.21	ug/L			06/09/15 12:09	1
1,1,2-Trichloroethane	<1.0		1.0	0.28	ug/L			06/09/15 12:09	1
Tetrachloroethene	<1.0		1.0	0.17	ug/L			06/09/15 12:09	1
1,3-Dichloropropane	<1.0		1.0	0.13	ug/L			06/09/15 12:09	1
2-Hexanone	<5.0		5.0	0.56	ug/L			06/09/15 12:09	1
Dibromochloromethane	<1.0		1.0	0.32	ug/L			06/09/15 12:09	1
1,2-Dibromoethane	<1.0		1.0	0.36	ug/L			06/09/15 12:09	1
Chlorobenzene	<1.0		1.0	0.14	ug/L			06/09/15 12:09	1
1,1,1,2-Tetrachloroethane	<1.0		1.0	0.25	ug/L			06/09/15 12:09	1
Ethylbenzene	<0.50		0.50	0.13	ug/L			06/09/15 12:09	1
m&p-Xylene	<1.0		1.0	0.26	ug/L			06/09/15 12:09	1

TestAmerica Chicago

QC Sample Results

Client: Weston Solutions, Inc.
Project/Site: Black and Decker

TestAmerica Job ID: 500-96582-1

Method: 8260B - VOC (Continued)

Client Sample ID: Method Blank
Prep Type: Total/NA

Lab Sample ID: MB 500-291238/6

Matrix: Water

Analysis Batch: 291238

Analyte	MB	MB	RL	MDL	Unit	D	Prepared	Analyzed	Dil Fac
	Result	Qualifier							
o-Xylene	<0.50		0.50	0.068	ug/L			06/09/15 12:09	1
Styrene	<1.0		1.0	0.10	ug/L			06/09/15 12:09	1
Bromoform	<1.0		1.0	0.28	ug/L			06/09/15 12:09	1
Isopropylbenzene	<1.0		1.0	0.14	ug/L			06/09/15 12:09	1
Bromobenzene	<1.0		1.0	0.25	ug/L			06/09/15 12:09	1
1,1,2,2-Tetrachloroethane	<1.0		1.0	0.23	ug/L			06/09/15 12:09	1
1,2,3-Trichloropropane	<1.0		1.0	0.45	ug/L			06/09/15 12:09	1
N-Propylbenzene	<1.0		1.0	0.13	ug/L			06/09/15 12:09	1
2-Chlorotoluene	<1.0		1.0	0.21	ug/L			06/09/15 12:09	1
1,3,5-Trimethylbenzene	<1.0		1.0	0.18	ug/L			06/09/15 12:09	1
4-Chlorotoluene	<1.0		1.0	0.20	ug/L			06/09/15 12:09	1
tert-Butylbenzene	<1.0		1.0	0.14	ug/L			06/09/15 12:09	1
1,2,4-Trimethylbenzene	<1.0		1.0	0.14	ug/L			06/09/15 12:09	1
sec-Butylbenzene	<1.0		1.0	0.15	ug/L			06/09/15 12:09	1
1,3-Dichlorobenzene	<1.0		1.0	0.15	ug/L			06/09/15 12:09	1
p-Isopropyltoluene	<1.0		1.0	0.17	ug/L			06/09/15 12:09	1
1,4-Dichlorobenzene	<1.0		1.0	0.15	ug/L			06/09/15 12:09	1
n-Butylbenzene	<1.0		1.0	0.13	ug/L			06/09/15 12:09	1
1,2-Dichlorobenzene	<1.0		1.0	0.27	ug/L			06/09/15 12:09	1
1,2-Dibromo-3-Chloropropane	<2.0		2.0	0.87	ug/L			06/09/15 12:09	1
1,2,4-Trichlorobenzene	<1.0		1.0	0.31	ug/L			06/09/15 12:09	1
Hexachlorobutadiene	<1.0		1.0	0.26	ug/L			06/09/15 12:09	1
Naphthalene	<1.0		1.0	0.16	ug/L			06/09/15 12:09	1
1,2,3-Trichlorobenzene	<1.0		1.0	0.24	ug/L			06/09/15 12:09	1

Surrogate	MB	MB	Limits	Prepared	Analyzed	Dil Fac
	%Recovery	Qualifier				
1,2-Dichloroethane-d4 (Surr)	96		75 - 125		06/09/15 12:09	1
Toluene-d8 (Surr)	96		75 - 120		06/09/15 12:09	1
4-Bromofluorobenzene (Surr)	93		75 - 120		06/09/15 12:09	1
Dibromofluoromethane	97		75 - 120		06/09/15 12:09	1

Lab Sample ID: LCS 500-291238/4

Matrix: Water

Analysis Batch: 291238

Client Sample ID: Lab Control Sample
Prep Type: Total/NA

Analyte	Spike Added	LCS Result	LCS Qualifier	Unit	D	%Rec	%Rec. Limits
Dichlorodifluoromethane	50.0	34.8		ug/L		70	41 - 146
Chloromethane	50.0	38.7		ug/L		77	63 - 133
Vinyl chloride	50.0	41.9		ug/L		84	72 - 123
Bromomethane	50.0	51.7		ug/L		103	45 - 169
Chloroethane	50.0	43.9		ug/L		88	58 - 147
Trichlorofluoromethane	50.0	47.3		ug/L		95	71 - 130
1,1-Dichloroethene	50.0	45.3		ug/L		91	69 - 120
Carbon disulfide	50.0	43.4		ug/L		87	56 - 130
Acetone	50.0	46.7		ug/L		93	48 - 149
Methylene Chloride	50.0	44.8		ug/L		90	73 - 130
trans-1,2-Dichloroethene	50.0	48.0		ug/L		96	77 - 120

TestAmerica Chicago

QC Sample Results

Client: Weston Solutions, Inc.
Project/Site: Black and Decker

TestAmerica Job ID: 500-96582-1

Method: 8260B - VOC (Continued)

Lab Sample ID: LCS 500-291238/4

Matrix: Water

Analysis Batch: 291238

Client Sample ID: Lab Control Sample
Prep Type: Total/NA

Analyte	Spike Added	LCS Result	LCS Qualifier	Unit	D	%Rec	%Rec. Limits
1,1-Dichloroethane	50.0	48.2		ug/L		96	75 - 120
2,2-Dichloropropane	50.0	49.2		ug/L		98	65 - 132
cis-1,2-Dichloroethene	50.0	48.6		ug/L		97	75 - 120
Methyl Ethyl Ketone	50.0	48.5		ug/L		97	53 - 142
Bromochloromethane	50.0	51.2		ug/L		102	76 - 120
Chloroform	50.0	49.4		ug/L		99	76 - 120
1,1,1-Trichloroethane	50.0	49.0		ug/L		98	72 - 130
1,1-Dichloropropene	50.0	48.4		ug/L		97	75 - 130
Carbon tetrachloride	50.0	49.9		ug/L		100	70 - 130
1,2-Dichloroethane	50.0	49.5		ug/L		99	69 - 130
Trichloroethene	50.0	51.2		ug/L		102	75 - 120
1,2-Dichloropropane	50.0	48.8		ug/L		98	75 - 120
Dibromomethane	50.0	49.5		ug/L		99	75 - 120
Bromodichloromethane	50.0	48.7		ug/L		97	77 - 121
cis-1,3-Dichloropropene	50.0	48.4		ug/L		97	78 - 130
methyl isobutyl ketone	50.0	49.4		ug/L		99	58 - 135
Toluene	50.0	49.9		ug/L		100	75 - 120
trans-1,3-Dichloropropene	50.0	47.2		ug/L		94	74 - 130
1,1,2-Trichloroethane	50.0	48.5		ug/L		97	75 - 120
Tetrachloroethene	50.0	51.1		ug/L		102	75 - 120
1,3-Dichloropropane	50.0	48.4		ug/L		97	77 - 124
2-Hexanone	50.0	48.3		ug/L		97	55 - 140
Dibromochloromethane	50.0	51.1		ug/L		102	71 - 126
1,2-Dibromoethane	50.0	48.7		ug/L		97	78 - 122
Chlorobenzene	50.0	50.9		ug/L		102	75 - 120
1,1,1,2-Tetrachloroethane	50.0	51.2		ug/L		102	75 - 122
Ethylbenzene	50.0	50.8		ug/L		102	75 - 120
m&p-Xylene	50.0	50.4		ug/L		101	75 - 120
o-Xylene	50.0	51.8		ug/L		104	75 - 120
Styrene	50.0	51.6		ug/L		103	75 - 120
Bromoform	50.0	52.7		ug/L		105	68 - 126
Isopropylbenzene	50.0	49.7		ug/L		99	75 - 121
Bromobenzene	50.0	50.2		ug/L		100	75 - 120
1,1,2,2-Tetrachloroethane	50.0	48.4		ug/L		97	72 - 130
1,2,3-Trichloropropane	50.0	47.1		ug/L		94	65 - 132
N-Propylbenzene	50.0	48.7		ug/L		97	75 - 120
2-Chlorotoluene	50.0	48.6		ug/L		97	75 - 120
1,3,5-Trimethylbenzene	50.0	49.7		ug/L		99	75 - 121
4-Chlorotoluene	50.0	49.2		ug/L		98	75 - 120
tert-Butylbenzene	50.0	50.5		ug/L		101	75 - 123
1,2,4-Trimethylbenzene	50.0	49.9		ug/L		100	75 - 121
sec-Butylbenzene	50.0	50.4		ug/L		101	75 - 120
1,3-Dichlorobenzene	50.0	50.2		ug/L		100	75 - 120
p-Isopropyltoluene	50.0	50.6		ug/L		101	75 - 121
1,4-Dichlorobenzene	50.0	50.0		ug/L		100	75 - 120
n-Butylbenzene	50.0	50.1		ug/L		100	75 - 121
1,2-Dichlorobenzene	50.0	51.9		ug/L		104	75 - 120
1,2-Dibromo-3-Chloropropane	50.0	47.6		ug/L		95	62 - 130

TestAmerica Chicago

QC Sample Results

Client: Weston Solutions, Inc.
Project/Site: Black and Decker

TestAmerica Job ID: 500-96582-1

Method: 8260B - VOC (Continued)

Lab Sample ID: LCS 500-291238/4
Matrix: Water
Analysis Batch: 291238

Client Sample ID: Lab Control Sample
Prep Type: Total/NA

Analyte	Spike Added	LCS Result	LCS Qualifier	Unit	D	%Rec	%Rec. Limits
1,2,4-Trichlorobenzene	50.0	54.2		ug/L		108	73 - 130
Hexachlorobutadiene	50.0	56.2		ug/L		112	71 - 131
Naphthalene	50.0	53.7		ug/L		107	69 - 135
1,2,3-Trichlorobenzene	50.0	54.9		ug/L		110	69 - 131

Surrogate	LCS %Recovery	LCS Qualifier	Limits
1,2-Dichloroethane-d4 (Surr)	94		75 - 125
Toluene-d8 (Surr)	99		75 - 120
4-Bromofluorobenzene (Surr)	92		75 - 120
Dibromofluoromethane	100		75 - 120

Lab Sample ID: MB 500-291242/6
Matrix: Water
Analysis Batch: 291242

Client Sample ID: Method Blank
Prep Type: Total/NA

Analyte	MB Result	MB Qualifier	RL	MDL	Unit	D	Prepared	Analyzed	Dil Fac
Benzene	<0.50		0.50	0.074	ug/L			06/09/15 11:38	1
Dichlorodifluoromethane	<1.0		1.0	0.20	ug/L			06/09/15 11:38	1
Chloromethane	<1.0		1.0	0.18	ug/L			06/09/15 11:38	1
Vinyl chloride	<0.50		0.50	0.10	ug/L			06/09/15 11:38	1
Bromomethane	<1.0		1.0	0.31	ug/L			06/09/15 11:38	1
Chloroethane	<1.0		1.0	0.34	ug/L			06/09/15 11:38	1
Trichlorofluoromethane	<1.0		1.0	0.19	ug/L			06/09/15 11:38	1
1,1-Dichloroethene	<1.0		1.0	0.31	ug/L			06/09/15 11:38	1
Carbon disulfide	<5.0		5.0	0.43	ug/L			06/09/15 11:38	1
Acetone	<5.0		5.0	1.3	ug/L			06/09/15 11:38	1
Methylene Chloride	<5.0		5.0	0.68	ug/L			06/09/15 11:38	1
trans-1,2-Dichloroethene	<1.0		1.0	0.25	ug/L			06/09/15 11:38	1
1,1-Dichloroethane	<1.0		1.0	0.19	ug/L			06/09/15 11:38	1
2,2-Dichloropropane	<1.0		1.0	0.32	ug/L			06/09/15 11:38	1
cis-1,2-Dichloroethene	<1.0		1.0	0.12	ug/L			06/09/15 11:38	1
Methyl Ethyl Ketone	<5.0		5.0	1.5	ug/L			06/09/15 11:38	1
Bromochloromethane	<1.0		1.0	0.40	ug/L			06/09/15 11:38	1
Chloroform	<1.0		1.0	0.20	ug/L			06/09/15 11:38	1
1,1,1-Trichloroethane	<1.0		1.0	0.20	ug/L			06/09/15 11:38	1
1,1-Dichloropropene	<1.0		1.0	0.34	ug/L			06/09/15 11:38	1
Carbon tetrachloride	<1.0		1.0	0.26	ug/L			06/09/15 11:38	1
1,2-Dichloroethane	<1.0		1.0	0.28	ug/L			06/09/15 11:38	1
Trichloroethene	<0.50		0.50	0.19	ug/L			06/09/15 11:38	1
1,2-Dichloropropane	<1.0		1.0	0.20	ug/L			06/09/15 11:38	1
Dibromomethane	<1.0		1.0	0.33	ug/L			06/09/15 11:38	1
Bromodichloromethane	<1.0		1.0	0.17	ug/L			06/09/15 11:38	1
cis-1,3-Dichloropropene	<1.0		1.0	0.18	ug/L			06/09/15 11:38	1
methyl isobutyl ketone	<5.0		5.0	0.33	ug/L			06/09/15 11:38	1
Toluene	<0.50		0.50	0.11	ug/L			06/09/15 11:38	1
trans-1,3-Dichloropropene	<1.0		1.0	0.21	ug/L			06/09/15 11:38	1
1,1,2-Trichloroethane	<1.0		1.0	0.28	ug/L			06/09/15 11:38	1
Tetrachloroethene	<1.0		1.0	0.17	ug/L			06/09/15 11:38	1

TestAmerica Chicago

QC Sample Results

Client: Weston Solutions, Inc.
Project/Site: Black and Decker

TestAmerica Job ID: 500-96582-1

Method: 8260B - VOC (Continued)

Lab Sample ID: MB 500-291242/6
Matrix: Water
Analysis Batch: 291242

Client Sample ID: Method Blank
Prep Type: Total/NA

Analyte	MB Result	MB Qualifier	RL	MDL	Unit	D	Prepared	Analyzed	Dil Fac
1,3-Dichloropropane	<1.0		1.0	0.13	ug/L			06/09/15 11:38	1
2-Hexanone	<5.0		5.0	0.56	ug/L			06/09/15 11:38	1
Dibromochloromethane	<1.0		1.0	0.32	ug/L			06/09/15 11:38	1
1,2-Dibromoethane	<1.0		1.0	0.36	ug/L			06/09/15 11:38	1
Chlorobenzene	<1.0		1.0	0.14	ug/L			06/09/15 11:38	1
1,1,1,2-Tetrachloroethane	<1.0		1.0	0.25	ug/L			06/09/15 11:38	1
Ethylbenzene	<0.50	0.50	0.50	0.13	ug/L			06/09/15 11:38	1
m&p-Xylene	<1.0	1.0	1.0	0.26	ug/L			06/09/15 11:38	1
o-Xylene	<0.50	0.50	0.50	0.068	ug/L			06/09/15 11:38	1
Styrene	<1.0	1.0	1.0	0.10	ug/L			06/09/15 11:38	1
Bromoform	<1.0	1.0	1.0	0.28	ug/L			06/09/15 11:38	1
Isopropylbenzene	<1.0	1.0	1.0	0.14	ug/L			06/09/15 11:38	1
Bromobenzene	<1.0	1.0	1.0	0.25	ug/L			06/09/15 11:38	1
1,1,2,2-Tetrachloroethane	<1.0	1.0	1.0	0.23	ug/L			06/09/15 11:38	1
1,2,3-Trichloropropane	<1.0	1.0	1.0	0.45	ug/L			06/09/15 11:38	1
N-Propylbenzene	<1.0	1.0	1.0	0.13	ug/L			06/09/15 11:38	1
2-Chlorotoluene	<1.0	1.0	1.0	0.21	ug/L			06/09/15 11:38	1
1,3,5-Trimethylbenzene	<1.0	1.0	1.0	0.18	ug/L			06/09/15 11:38	1
4-Chlorotoluene	<1.0	1.0	1.0	0.20	ug/L			06/09/15 11:38	1
tert-Butylbenzene	<1.0	1.0	1.0	0.14	ug/L			06/09/15 11:38	1
1,2,4-Trimethylbenzene	<1.0	1.0	1.0	0.14	ug/L			06/09/15 11:38	1
sec-Butylbenzene	<1.0	1.0	1.0	0.15	ug/L			06/09/15 11:38	1
1,3-Dichlorobenzene	<1.0	1.0	1.0	0.15	ug/L			06/09/15 11:38	1
p-Isopropyltoluene	<1.0	1.0	1.0	0.17	ug/L			06/09/15 11:38	1
1,4-Dichlorobenzene	<1.0	1.0	1.0	0.15	ug/L			06/09/15 11:38	1
n-Butylbenzene	<1.0	1.0	1.0	0.13	ug/L			06/09/15 11:38	1
1,2-Dichlorobenzene	<1.0	1.0	1.0	0.27	ug/L			06/09/15 11:38	1
1,2-Dibromo-3-Chloropropane	<2.0	2.0	2.0	0.87	ug/L			06/09/15 11:38	1
1,2,4-Trichlorobenzene	<1.0	1.0	1.0	0.31	ug/L			06/09/15 11:38	1
Hexachlorobutadiene	<1.0	1.0	1.0	0.26	ug/L			06/09/15 11:38	1
Naphthalene	<1.0	1.0	1.0	0.16	ug/L			06/09/15 11:38	1
1,2,3-Trichlorobenzene	<1.0	1.0	1.0	0.24	ug/L			06/09/15 11:38	1

Surrogate	MB %Recovery	MB Qualifier	Limits	Prepared	Analyzed	Dil Fac
1,2-Dichloroethane-d4 (Surr)	95		75 - 125		06/09/15 11:38	1
Toluene-d8 (Surr)	101		75 - 120		06/09/15 11:38	1
4-Bromofluorobenzene (Surr)	96		75 - 120		06/09/15 11:38	1
Dibromofluoromethane	93		75 - 120		06/09/15 11:38	1

Lab Sample ID: LCS 500-291242/4
Matrix: Water
Analysis Batch: 291242

Client Sample ID: Lab Control Sample
Prep Type: Total/NA

Analyte	Spike Added	LCS Result	LCS Qualifier	Unit	D	%Rec	%Rec. Limits
Benzene	50.0	47.7		ug/L		95	75 - 120
Dichlorodifluoromethane	50.0	29.7		ug/L		59	41 - 146
Chloromethane	50.0	34.2		ug/L		68	63 - 133
Vinyl chloride	50.0	40.9		ug/L		82	72 - 123

TestAmerica Chicago

QC Sample Results

Client: Weston Solutions, Inc.
Project/Site: Black and Decker

TestAmerica Job ID: 500-96582-1

Method: 8260B - VOC (Continued)

Lab Sample ID: LCS 500-291242/4
Matrix: Water
Analysis Batch: 291242

Client Sample ID: Lab Control Sample
Prep Type: Total/NA

Analyte	Spike Added	LCS Result	LCS Qualifier	Unit	D	%Rec	%Rec. Limits
Bromomethane	50.0	40.4		ug/L		81	45 - 169
Chloroethane	50.0	43.0		ug/L		86	58 - 147
Trichlorofluoromethane	50.0	46.5		ug/L		93	71 - 130
1,1-Dichloroethene	50.0	48.7		ug/L		97	69 - 120
Carbon disulfide	50.0	48.5		ug/L		97	56 - 130
Acetone	50.0	48.7		ug/L		97	48 - 149
Methylene Chloride	50.0	50.2		ug/L		100	73 - 130
trans-1,2-Dichloroethene	50.0	49.7		ug/L		99	77 - 120
1,1-Dichloroethane	50.0	50.2		ug/L		100	75 - 120
2,2-Dichloropropane	50.0	49.2		ug/L		98	65 - 132
cis-1,2-Dichloroethene	50.0	49.0		ug/L		98	75 - 120
Methyl Ethyl Ketone	50.0	51.0		ug/L		102	53 - 142
Bromochloromethane	50.0	48.1		ug/L		96	76 - 120
Chloroform	50.0	50.6		ug/L		101	76 - 120
1,1,1-Trichloroethane	50.0	50.4		ug/L		101	72 - 130
1,1-Dichloropropene	50.0	51.6		ug/L		103	75 - 130
Carbon tetrachloride	50.0	51.1		ug/L		102	70 - 130
1,2-Dichloroethane	50.0	49.1		ug/L		98	69 - 130
Trichloroethene	50.0	50.7		ug/L		101	75 - 120
1,2-Dichloropropane	50.0	50.3		ug/L		101	75 - 120
Dibromomethane	50.0	48.5		ug/L		97	75 - 120
Bromodichloromethane	50.0	48.8		ug/L		98	77 - 121
cis-1,3-Dichloropropene	50.0	47.7		ug/L		95	78 - 130
methyl isobutyl ketone	50.0	52.2		ug/L		104	58 - 135
Toluene	50.0	49.3		ug/L		99	75 - 120
trans-1,3-Dichloropropene	50.0	50.6		ug/L		101	74 - 130
1,1,2-Trichloroethane	50.0	50.1		ug/L		100	75 - 120
Tetrachloroethene	50.0	52.0		ug/L		104	75 - 120
1,3-Dichloropropane	50.0	51.0		ug/L		102	77 - 124
2-Hexanone	50.0	56.5		ug/L		113	55 - 140
Dibromochloromethane	50.0	50.6		ug/L		101	71 - 126
1,2-Dibromoethane	50.0	50.7		ug/L		101	78 - 122
Chlorobenzene	50.0	51.7		ug/L		103	75 - 120
1,1,1,2-Tetrachloroethane	50.0	50.7		ug/L		101	75 - 122
Ethylbenzene	50.0	52.8		ug/L		106	75 - 120
m&p-Xylene	50.0	53.0		ug/L		106	75 - 120
o-Xylene	50.0	51.9		ug/L		104	75 - 120
Styrene	50.0	53.1		ug/L		106	75 - 120
Bromoform	50.0	49.8		ug/L		100	68 - 126
Isopropylbenzene	50.0	55.5		ug/L		111	75 - 121
Bromobenzene	50.0	52.9		ug/L		106	75 - 120
1,1,1,2-Tetrachloroethane	50.0	52.4		ug/L		105	72 - 130
1,2,3-Trichloropropane	50.0	53.4		ug/L		107	65 - 132
N-Propylbenzene	50.0	55.8		ug/L		112	75 - 120
2-Chlorotoluene	50.0	54.4		ug/L		109	75 - 120
1,3,5-Trimethylbenzene	50.0	55.7		ug/L		111	75 - 121
4-Chlorotoluene	50.0	54.3		ug/L		109	75 - 120
tert-Butylbenzene	50.0	56.3		ug/L		113	75 - 123

TestAmerica Chicago

QC Sample Results

Client: Weston Solutions, Inc.
Project/Site: Black and Decker

TestAmerica Job ID: 500-96582-1

Method: 8260B - VOC (Continued)

Lab Sample ID: LCS 500-291242/4
Matrix: Water
Analysis Batch: 291242

Client Sample ID: Lab Control Sample
Prep Type: Total/NA

Analyte	Spike Added	LCS Result	LCS Qualifier	Unit	D	%Rec	%Rec. Limits
1,2,4-Trimethylbenzene	50.0	54.9		ug/L		110	75 - 121
sec-Butylbenzene	50.0	56.7		ug/L		113	75 - 120
1,3-Dichlorobenzene	50.0	52.8		ug/L		106	75 - 120
p-Isopropyltoluene	50.0	55.8		ug/L		112	75 - 121
1,4-Dichlorobenzene	50.0	51.7		ug/L		103	75 - 120
n-Butylbenzene	50.0	56.2		ug/L		112	75 - 121
1,2-Dichlorobenzene	50.0	52.4		ug/L		105	75 - 120
1,2-Dibromo-3-Chloropropane	50.0	50.3		ug/L		101	62 - 130
1,2,4-Trichlorobenzene	50.0	50.1		ug/L		100	73 - 130
Hexachlorobutadiene	50.0	56.0		ug/L		112	71 - 131
Naphthalene	50.0	49.1		ug/L		98	69 - 135
1,2,3-Trichlorobenzene	50.0	50.2		ug/L		100	69 - 131

Surrogate	LCS %Recovery	LCS Qualifier	Limits
1,2-Dichloroethane-d4 (Surr)	94		75 - 125
Toluene-d8 (Surr)	98		75 - 120
4-Bromofluorobenzene (Surr)	101		75 - 120
Dibromofluoromethane	95		75 - 120

Lab Sample ID: MB 500-291305/7
Matrix: Water
Analysis Batch: 291305

Client Sample ID: Method Blank
Prep Type: Total/NA

Analyte	MB Result	MB Qualifier	RL	MDL	Unit	D	Prepared	Analyzed	Dil Fac
Benzene	<0.50		0.50	0.074	ug/L			06/09/15 16:09	1
Dichlorodifluoromethane	<1.0		1.0	0.20	ug/L			06/09/15 16:09	1
Chloromethane	<1.0		1.0	0.18	ug/L			06/09/15 16:09	1
Vinyl chloride	<0.50		0.50	0.10	ug/L			06/09/15 16:09	1
Bromomethane	<1.0		1.0	0.31	ug/L			06/09/15 16:09	1
Chloroethane	<1.0		1.0	0.34	ug/L			06/09/15 16:09	1
Trichlorofluoromethane	<1.0		1.0	0.19	ug/L			06/09/15 16:09	1
1,1-Dichloroethene	<1.0		1.0	0.31	ug/L			06/09/15 16:09	1
Carbon disulfide	<5.0		5.0	0.43	ug/L			06/09/15 16:09	1
Acetone	<5.0		5.0	1.3	ug/L			06/09/15 16:09	1
Methylene Chloride	<5.0		5.0	0.68	ug/L			06/09/15 16:09	1
trans-1,2-Dichloroethene	<1.0		1.0	0.25	ug/L			06/09/15 16:09	1
1,1-Dichloroethane	<1.0		1.0	0.19	ug/L			06/09/15 16:09	1
2,2-Dichloropropane	<1.0		1.0	0.32	ug/L			06/09/15 16:09	1
cis-1,2-Dichloroethene	<1.0		1.0	0.12	ug/L			06/09/15 16:09	1
Methyl Ethyl Ketone	<5.0		5.0	1.5	ug/L			06/09/15 16:09	1
Bromochloromethane	<1.0		1.0	0.40	ug/L			06/09/15 16:09	1
Chloroform	<1.0		1.0	0.20	ug/L			06/09/15 16:09	1
1,1,1-Trichloroethane	<1.0		1.0	0.20	ug/L			06/09/15 16:09	1
1,1-Dichloropropene	<1.0		1.0	0.34	ug/L			06/09/15 16:09	1
Carbon tetrachloride	<1.0		1.0	0.26	ug/L			06/09/15 16:09	1
1,2-Dichloroethane	<1.0		1.0	0.28	ug/L			06/09/15 16:09	1
Trichloroethene	<0.50		0.50	0.19	ug/L			06/09/15 16:09	1
1,2-Dichloropropane	<1.0		1.0	0.20	ug/L			06/09/15 16:09	1

TestAmerica Chicago

QC Sample Results

Client: Weston Solutions, Inc.
Project/Site: Black and Decker

TestAmerica Job ID: 500-96582-1

Method: 8260B - VOC (Continued)

Lab Sample ID: MB 500-291305/7
Matrix: Water
Analysis Batch: 291305

Client Sample ID: Method Blank
Prep Type: Total/NA

Analyte	MB	MB	RL	MDL	Unit	D	Prepared	Analyzed	Dil Fac
	Result	Qualifier							
Dibromomethane	<1.0		1.0	0.33	ug/L			06/09/15 16:09	1
Bromodichloromethane	<1.0		1.0	0.17	ug/L			06/09/15 16:09	1
cis-1,3-Dichloropropene	<1.0		1.0	0.18	ug/L			06/09/15 16:09	1
methyl isobutyl ketone	<5.0		5.0	0.33	ug/L			06/09/15 16:09	1
Toluene	<0.50		0.50	0.11	ug/L			06/09/15 16:09	1
trans-1,3-Dichloropropene	<1.0		1.0	0.21	ug/L			06/09/15 16:09	1
1,1,2-Trichloroethane	<1.0		1.0	0.28	ug/L			06/09/15 16:09	1
Tetrachloroethene	<1.0		1.0	0.17	ug/L			06/09/15 16:09	1
1,3-Dichloropropane	<1.0		1.0	0.13	ug/L			06/09/15 16:09	1
2-Hexanone	<5.0		5.0	0.56	ug/L			06/09/15 16:09	1
Dibromochloromethane	<1.0		1.0	0.32	ug/L			06/09/15 16:09	1
1,2-Dibromoethane	<1.0		1.0	0.36	ug/L			06/09/15 16:09	1
Chlorobenzene	<1.0		1.0	0.14	ug/L			06/09/15 16:09	1
1,1,1,2-Tetrachloroethane	<1.0		1.0	0.25	ug/L			06/09/15 16:09	1
Ethylbenzene	<0.50		0.50	0.13	ug/L			06/09/15 16:09	1
m&p-Xylene	<1.0		1.0	0.26	ug/L			06/09/15 16:09	1
o-Xylene	<0.50		0.50	0.068	ug/L			06/09/15 16:09	1
Styrene	<1.0		1.0	0.10	ug/L			06/09/15 16:09	1
Bromoform	<1.0		1.0	0.28	ug/L			06/09/15 16:09	1
Isopropylbenzene	<1.0		1.0	0.14	ug/L			06/09/15 16:09	1
Bromobenzene	<1.0		1.0	0.25	ug/L			06/09/15 16:09	1
1,1,2,2-Tetrachloroethane	<1.0		1.0	0.23	ug/L			06/09/15 16:09	1
1,2,3-Trichloropropane	<1.0		1.0	0.45	ug/L			06/09/15 16:09	1
N-Propylbenzene	<1.0		1.0	0.13	ug/L			06/09/15 16:09	1
2-Chlorotoluene	<1.0		1.0	0.21	ug/L			06/09/15 16:09	1
1,3,5-Trimethylbenzene	<1.0		1.0	0.18	ug/L			06/09/15 16:09	1
4-Chlorotoluene	<1.0		1.0	0.20	ug/L			06/09/15 16:09	1
tert-Butylbenzene	<1.0		1.0	0.14	ug/L			06/09/15 16:09	1
1,2,4-Trimethylbenzene	<1.0		1.0	0.14	ug/L			06/09/15 16:09	1
sec-Butylbenzene	<1.0		1.0	0.15	ug/L			06/09/15 16:09	1
1,3-Dichlorobenzene	<1.0		1.0	0.15	ug/L			06/09/15 16:09	1
p-Isopropyltoluene	<1.0		1.0	0.17	ug/L			06/09/15 16:09	1
1,4-Dichlorobenzene	<1.0		1.0	0.15	ug/L			06/09/15 16:09	1
n-Butylbenzene	<1.0		1.0	0.13	ug/L			06/09/15 16:09	1
1,2-Dichlorobenzene	<1.0		1.0	0.27	ug/L			06/09/15 16:09	1
1,2-Dibromo-3-Chloropropane	<2.0		2.0	0.87	ug/L			06/09/15 16:09	1
1,2,4-Trichlorobenzene	<1.0		1.0	0.31	ug/L			06/09/15 16:09	1
Hexachlorobutadiene	<1.0		1.0	0.26	ug/L			06/09/15 16:09	1
Naphthalene	1.03		1.0	0.16	ug/L			06/09/15 16:09	1
1,2,3-Trichlorobenzene	<1.0		1.0	0.24	ug/L			06/09/15 16:09	1

Surrogate	MB	MB	Limits	Prepared	Analyzed	Dil Fac
	%Recovery	Qualifier				
1,2-Dichloroethane-d4 (Surr)	99		75 - 125		06/09/15 16:09	1
Toluene-d8 (Surr)	99		75 - 120		06/09/15 16:09	1
4-Bromofluorobenzene (Surr)	101		75 - 120		06/09/15 16:09	1
Dibromofluoromethane	98		75 - 120		06/09/15 16:09	1

TestAmerica Chicago

QC Sample Results

Client: Weston Solutions, Inc.
Project/Site: Black and Decker

TestAmerica Job ID: 500-96582-1

Method: 8260B - VOC (Continued)

Lab Sample ID: LCS 500-291305/5

Matrix: Water

Analysis Batch: 291305

Client Sample ID: Lab Control Sample

Prep Type: Total/NA

Analyte	Spike Added	LCS		Unit	D	%Rec	%Rec Limits
		Result	Qualifier				
Benzene	50.0	49.3		ug/L		99	75 - 120
Dichlorodifluoromethane	50.0	23.7		ug/L		47	41 - 146
Chloromethane	50.0	31.9		ug/L		64	63 - 133
Vinyl chloride	50.0	37.8		ug/L		76	72 - 123
Bromomethane	50.0	38.2		ug/L		76	45 - 169
Chloroethane	50.0	44.9		ug/L		90	58 - 147
Trichlorofluoromethane	50.0	42.1		ug/L		84	71 - 130
1,1-Dichloroethene	50.0	49.3		ug/L		99	69 - 120
Carbon disulfide	50.0	48.5		ug/L		97	56 - 130
Acetone	50.0	47.2		ug/L		94	48 - 149
Methylene Chloride	50.0	44.6		ug/L		89	73 - 130
trans-1,2-Dichloroethene	50.0	47.0		ug/L		94	77 - 120
1,1-Dichloroethane	50.0	49.5		ug/L		99	75 - 120
2,2-Dichloropropane	50.0	47.9		ug/L		96	65 - 132
cis-1,2-Dichloroethene	50.0	47.9		ug/L		96	75 - 120
Methyl Ethyl Ketone	50.0	52.2		ug/L		104	53 - 142
Bromochloromethane	50.0	49.6		ug/L		99	76 - 120
Chloroform	50.0	46.9		ug/L		94	76 - 120
1,1,1-Trichloroethane	50.0	48.7		ug/L		97	72 - 130
1,1-Dichloropropene	50.0	49.9		ug/L		100	75 - 130
Carbon tetrachloride	50.0	50.8		ug/L		102	70 - 130
1,2-Dichloroethane	50.0	50.0		ug/L		100	69 - 130
Trichloroethene	50.0	51.5		ug/L		103	75 - 120
1,2-Dichloropropane	50.0	50.3		ug/L		101	75 - 120
Dibromomethane	50.0	48.8		ug/L		98	75 - 120
Bromodichloromethane	50.0	47.3		ug/L		95	77 - 121
cis-1,3-Dichloropropene	50.0	50.3		ug/L		101	78 - 130
methyl isobutyl ketone	50.0	51.0		ug/L		102	58 - 135
Toluene	50.0	50.9		ug/L		102	75 - 120
trans-1,3-Dichloropropene	50.0	50.2		ug/L		100	74 - 130
1,1,2-Trichloroethane	50.0	51.9		ug/L		104	75 - 120
Tetrachloroethene	50.0	49.6		ug/L		99	75 - 120
1,3-Dichloropropane	50.0	51.3		ug/L		103	77 - 124
2-Hexanone	50.0	52.2		ug/L		104	55 - 140
Dibromochloromethane	50.0	52.2		ug/L		104	71 - 126
1,2-Dibromoethane	50.0	51.1		ug/L		102	78 - 122
Chlorobenzene	50.0	51.0		ug/L		102	75 - 120
1,1,1,2-Tetrachloroethane	50.0	47.9		ug/L		96	75 - 122
Ethylbenzene	50.0	50.9		ug/L		102	75 - 120
m&p-Xylene	50.0	50.0		ug/L		100	75 - 120
o-Xylene	50.0	49.6		ug/L		99	75 - 120
Styrene	50.0	51.6		ug/L		103	75 - 120
Bromoform	50.0	46.5		ug/L		93	68 - 126
Isopropylbenzene	50.0	53.0		ug/L		106	75 - 121
Bromobenzene	50.0	50.9		ug/L		102	75 - 120
1,1,2,2-Tetrachloroethane	50.0	50.5		ug/L		101	72 - 130
1,2,3-Trichloropropane	50.0	50.8		ug/L		102	65 - 132
N-Propylbenzene	50.0	51.9		ug/L		104	75 - 120

TestAmerica Chicago

QC Sample Results

Client: Weston Solutions, Inc.
Project/Site: Black and Decker

TestAmerica Job ID: 500-96582-1

Method: 8260B - VOC (Continued)

Lab Sample ID: LCS 500-291305/5
Matrix: Water
Analysis Batch: 291305

Client Sample ID: Lab Control Sample
Prep Type: Total/NA

Analyte	Spike Added	LCS Result	LCS Qualifier	Unit	D	%Rec	%Rec. Limits
2-Chlorotoluene	50.0	50.0		ug/L		100	75 - 120
1,3,5-Trimethylbenzene	50.0	52.1		ug/L		104	75 - 121
4-Chlorotoluene	50.0	50.2		ug/L		100	75 - 120
tert-Butylbenzene	50.0	54.1		ug/L		108	75 - 123
1,2,4-Trimethylbenzene	50.0	51.9		ug/L		104	75 - 121
sec-Butylbenzene	50.0	53.5		ug/L		107	75 - 120
1,3-Dichlorobenzene	50.0	49.4		ug/L		99	75 - 120
p-Isopropyltoluene	50.0	54.0		ug/L		108	75 - 121
1,4-Dichlorobenzene	50.0	48.8		ug/L		98	75 - 120
n-Butylbenzene	50.0	52.1		ug/L		104	75 - 121
1,2-Dichlorobenzene	50.0	49.3		ug/L		99	75 - 120
1,2-Dibromo-3-Chloropropane	50.0	44.9		ug/L		90	62 - 130
1,2,4-Trichlorobenzene	50.0	48.6		ug/L		97	73 - 130
Hexachlorobutadiene	50.0	47.8		ug/L		96	71 - 131
Naphthalene	50.0	48.6		ug/L		97	69 - 135
1,2,3-Trichlorobenzene	50.0	47.4		ug/L		95	69 - 131

Surrogate	LCS %Recovery	LCS Qualifier	Limits
1,2-Dichloroethane-d4 (Surr)	95		75 - 125
Toluene-d8 (Surr)	102		75 - 120
4-Bromofluorobenzene (Surr)	97		75 - 120
Dibromofluoromethane	96		75 - 120

Lab Sample ID: MB 500-291414/6
Matrix: Water
Analysis Batch: 291414

Client Sample ID: Method Blank
Prep Type: Total/NA

Analyte	MB Result	MB Qualifier	RL	MDL	Unit	D	Prepared	Analyzed	Dil Fac
Benzene	<0.50		0.50	0.074	ug/L			06/10/15 10:55	1
Dichlorodifluoromethane	<1.0		1.0	0.20	ug/L			06/10/15 10:55	1
Chloromethane	<1.0		1.0	0.18	ug/L			06/10/15 10:55	1
Vinyl chloride	<0.50		0.50	0.10	ug/L			06/10/15 10:55	1
Bromomethane	<1.0		1.0	0.31	ug/L			06/10/15 10:55	1
Chloroethane	<1.0		1.0	0.34	ug/L			06/10/15 10:55	1
Trichlorofluoromethane	<1.0		1.0	0.19	ug/L			06/10/15 10:55	1
1,1-Dichloroethene	<1.0		1.0	0.31	ug/L			06/10/15 10:55	1
Carbon disulfide	<5.0		5.0	0.43	ug/L			06/10/15 10:55	1
Acetone	<5.0		5.0	1.3	ug/L			06/10/15 10:55	1
Methylene Chloride	<5.0		5.0	0.68	ug/L			06/10/15 10:55	1
trans-1,2-Dichloroethene	<1.0		1.0	0.25	ug/L			06/10/15 10:55	1
1,1-Dichloroethane	<1.0		1.0	0.19	ug/L			06/10/15 10:55	1
2,2-Dichloropropane	<1.0		1.0	0.32	ug/L			06/10/15 10:55	1
cis-1,2-Dichloroethene	<1.0		1.0	0.12	ug/L			06/10/15 10:55	1
Methyl Ethyl Ketone	<5.0		5.0	1.5	ug/L			06/10/15 10:55	1
Bromochloromethane	<1.0		1.0	0.40	ug/L			06/10/15 10:55	1
Chloroform	<1.0		1.0	0.20	ug/L			06/10/15 10:55	1
1,1,1-Trichloroethane	<1.0		1.0	0.20	ug/L			06/10/15 10:55	1
1,1-Dichloropropene	<1.0		1.0	0.34	ug/L			06/10/15 10:55	1

TestAmerica Chicago

QC Sample Results

Client: Weston Solutions, Inc.
Project/Site: Black and Decker

TestAmerica Job ID: 500-96582-1

Method: 8260B - VOC (Continued)

Lab Sample ID: MB 500-291414/6

Matrix: Water

Analysis Batch: 291414

Client Sample ID: Method Blank

Prep Type: Total/NA

Analyte	MB Result	MB Qualifier	RL	MDL	Unit	D	Prepared	Analyzed	Dil Fac
Carbon tetrachloride	<1.0		1.0	0.26	ug/L			06/10/15 10:55	1
1,2-Dichloroethane	<1.0		1.0	0.28	ug/L			06/10/15 10:55	1
Trichloroethene	<0.50		0.50	0.19	ug/L			06/10/15 10:55	1
1,2-Dichloropropane	<1.0		1.0	0.20	ug/L			06/10/15 10:55	1
Dibromomethane	<1.0		1.0	0.33	ug/L			06/10/15 10:55	1
Bromodichloromethane	<1.0		1.0	0.17	ug/L			06/10/15 10:55	1
cis-1,3-Dichloropropene	<1.0		1.0	0.18	ug/L			06/10/15 10:55	1
methyl isobutyl ketone	<5.0		5.0	0.33	ug/L			06/10/15 10:55	1
Toluene	<0.50		0.50	0.11	ug/L			06/10/15 10:55	1
trans-1,3-Dichloropropene	<1.0		1.0	0.21	ug/L			06/10/15 10:55	1
1,1,2-Trichloroethane	<1.0		1.0	0.28	ug/L			06/10/15 10:55	1
Tetrachloroethene	<1.0		1.0	0.17	ug/L			06/10/15 10:55	1
1,3-Dichloropropane	<1.0		1.0	0.13	ug/L			06/10/15 10:55	1
2-Hexanone	<5.0		5.0	0.56	ug/L			06/10/15 10:55	1
Dibromochloromethane	<1.0		1.0	0.32	ug/L			06/10/15 10:55	1
1,2-Dibromoethane	<1.0		1.0	0.36	ug/L			06/10/15 10:55	1
Chlorobenzene	<1.0		1.0	0.14	ug/L			06/10/15 10:55	1
1,1,1,2-Tetrachloroethane	<1.0		1.0	0.25	ug/L			06/10/15 10:55	1
Ethylbenzene	<0.50		0.50	0.13	ug/L			06/10/15 10:55	1
m&p-Xylene	<1.0		1.0	0.26	ug/L			06/10/15 10:55	1
o-Xylene	<0.50		0.50	0.068	ug/L			06/10/15 10:55	1
Styrene	<1.0		1.0	0.10	ug/L			06/10/15 10:55	1
Bromoform	<1.0		1.0	0.28	ug/L			06/10/15 10:55	1
Isopropylbenzene	<1.0		1.0	0.14	ug/L			06/10/15 10:55	1
Bromobenzene	<1.0		1.0	0.25	ug/L			06/10/15 10:55	1
1,1,2,2-Tetrachloroethane	<1.0		1.0	0.23	ug/L			06/10/15 10:55	1
1,2,3-Trichloropropane	<1.0		1.0	0.45	ug/L			06/10/15 10:55	1
N-Propylbenzene	<1.0		1.0	0.13	ug/L			06/10/15 10:55	1
2-Chlorotoluene	<1.0		1.0	0.21	ug/L			06/10/15 10:55	1
1,3,5-Trimethylbenzene	<1.0		1.0	0.18	ug/L			06/10/15 10:55	1
4-Chlorotoluene	<1.0		1.0	0.20	ug/L			06/10/15 10:55	1
tert-Butylbenzene	<1.0		1.0	0.14	ug/L			06/10/15 10:55	1
1,2,4-Trimethylbenzene	<1.0		1.0	0.14	ug/L			06/10/15 10:55	1
sec-Butylbenzene	<1.0		1.0	0.15	ug/L			06/10/15 10:55	1
1,3-Dichlorobenzene	<1.0		1.0	0.15	ug/L			06/10/15 10:55	1
p-Isopropyltoluene	<1.0		1.0	0.17	ug/L			06/10/15 10:55	1
1,4-Dichlorobenzene	<1.0		1.0	0.15	ug/L			06/10/15 10:55	1
n-Butylbenzene	<1.0		1.0	0.13	ug/L			06/10/15 10:55	1
1,2-Dichlorobenzene	<1.0		1.0	0.27	ug/L			06/10/15 10:55	1
1,2-Dibromo-3-Chloropropane	<2.0		2.0	0.87	ug/L			06/10/15 10:55	1
1,2,4-Trichlorobenzene	<1.0		1.0	0.31	ug/L			06/10/15 10:55	1
Hexachlorobutadiene	<1.0		1.0	0.26	ug/L			06/10/15 10:55	1
Naphthalene	<1.0		1.0	0.16	ug/L			06/10/15 10:55	1
1,2,3-Trichlorobenzene	<1.0		1.0	0.24	ug/L			06/10/15 10:55	1

Surrogate	MB %Recovery	MB Qualifier	Limits	Prepared	Analyzed	Dil Fac
1,2-Dichloroethane-d4 (Surr)	99		75 - 125		06/10/15 10:55	1
Toluene-d8 (Surr)	94		75 - 120		06/10/15 10:55	1

TestAmerica Chicago

QC Sample Results

Client: Weston Solutions, Inc.
Project/Site: Black and Decker

TestAmerica Job ID: 500-96582-1

Method: 8260B - VOC (Continued)

Lab Sample ID: MB 500-291414/6
Matrix: Water
Analysis Batch: 291414

Client Sample ID: Method Blank
Prep Type: Total/NA

Surrogate	MB MB		Limits	Prepared	Analyzed	Dil Fac
	%Recovery	Qualifier				
4-Bromofluorobenzene (Surr)	91		75 - 120		06/10/15 10:55	1
Dibromofluoromethane	101		75 - 120		06/10/15 10:55	1

Lab Sample ID: LCS 500-291414/4
Matrix: Water
Analysis Batch: 291414

Client Sample ID: Lab Control Sample
Prep Type: Total/NA

Analyte	Spike Added	LCS Result	LCS Qualifier	Unit	D	%Rec	%Rec. Limits
Dichlorodifluoromethane	50.0	63.5		ug/L		127	41 - 146
Chloromethane	50.0	60.2		ug/L		120	63 - 133
Vinyl chloride	50.0	60.8		ug/L		122	72 - 123
Bromomethane	50.0	77.6		ug/L		155	45 - 169
Chloroethane	50.0	65.3		ug/L		131	58 - 147
Trichlorofluoromethane	50.0	62.5		ug/L		125	71 - 130
1,1-Dichloroethene	50.0	55.9		ug/L		112	69 - 120
Carbon disulfide	50.0	53.8		ug/L		108	56 - 130
Acetone	50.0	51.0		ug/L		102	48 - 149
Methylene Chloride	50.0	53.1		ug/L		106	73 - 130
trans-1,2-Dichloroethene	50.0	57.3		ug/L		115	77 - 120
1,1-Dichloroethane	50.0	55.8		ug/L		112	75 - 120
2,2-Dichloropropane	50.0	58.1		ug/L		116	65 - 132
cis-1,2-Dichloroethene	50.0	55.3		ug/L		111	75 - 120
Methyl Ethyl Ketone	50.0	55.7		ug/L		111	53 - 142
Bromochloromethane	50.0	59.7		ug/L		119	76 - 120
Chloroform	50.0	56.1		ug/L		112	76 - 120
1,1,1-Trichloroethane	50.0	58.4		ug/L		117	72 - 130
1,1-Dichloropropene	50.0	54.4		ug/L		109	75 - 130
Carbon tetrachloride	50.0	58.8		ug/L		118	70 - 130
1,2-Dichloroethane	50.0	54.5		ug/L		109	69 - 130
Trichloroethene	50.0	57.9		ug/L		116	75 - 120
1,2-Dichloropropane	50.0	54.1		ug/L		108	75 - 120
Dibromomethane	50.0	55.7		ug/L		111	75 - 120
Bromodichloromethane	50.0	55.4		ug/L		111	77 - 121
cis-1,3-Dichloropropene	50.0	51.3		ug/L		103	78 - 130
methyl isobutyl ketone	50.0	54.0		ug/L		108	58 - 135
Toluene	50.0	53.5		ug/L		107	75 - 120
trans-1,3-Dichloropropene	50.0	52.9		ug/L		106	74 - 130
1,1,2-Trichloroethane	50.0	54.1		ug/L		108	75 - 120
Tetrachloroethene	50.0	57.5		ug/L		115	75 - 120
1,3-Dichloropropane	50.0	52.6		ug/L		105	77 - 124
2-Hexanone	50.0	54.3		ug/L		109	55 - 140
Dibromochloromethane	50.0	58.6		ug/L		117	71 - 126
1,2-Dibromoethane	50.0	56.9		ug/L		114	78 - 122
Chlorobenzene	50.0	56.7		ug/L		113	75 - 120
1,1,1,2-Tetrachloroethane	50.0	59.4		ug/L		119	75 - 122
Ethylbenzene	50.0	56.6		ug/L		113	75 - 120
m&p-Xylene	50.0	56.0		ug/L		112	75 - 120

TestAmerica Chicago

QC Sample Results

Client: Weston Solutions, Inc.
Project/Site: Black and Decker

TestAmerica Job ID: 500-96582-1

Method: 8260B - VOC (Continued)

Lab Sample ID: LCS 500-291414/4

Matrix: Water

Analysis Batch: 291414

Client Sample ID: Lab Control Sample

Prep Type: Total/NA

Analyte	Spike Added	LCS Result	LCS Qualifier	Unit	D	%Rec	%Rec. Limits
o-Xylene	50.0	57.7		ug/L		115	75 - 120
Styrene	50.0	59.3		ug/L		119	75 - 120
Bromoform	50.0	65.0	*	ug/L		130	68 - 126
Isopropylbenzene	50.0	55.0		ug/L		110	75 - 121
Bromobenzene	50.0	58.1		ug/L		116	75 - 120
1,1,2,2-Tetrachloroethane	50.0	58.1		ug/L		116	72 - 130
1,2,3-Trichloropropane	50.0	54.8		ug/L		110	65 - 132
N-Propylbenzene	50.0	54.7		ug/L		109	75 - 120
2-Chlorotoluene	50.0	54.2		ug/L		108	75 - 120
1,3,5-Trimethylbenzene	50.0	55.5		ug/L		111	75 - 121
4-Chlorotoluene	50.0	55.2		ug/L		110	75 - 120
tert-Butylbenzene	50.0	55.9		ug/L		112	75 - 123
1,2,4-Trimethylbenzene	50.0	56.2		ug/L		112	75 - 121
sec-Butylbenzene	50.0	56.1		ug/L		112	75 - 120
1,3-Dichlorobenzene	50.0	56.7		ug/L		113	75 - 120
p-Isopropyltoluene	50.0	56.8		ug/L		114	75 - 121
1,4-Dichlorobenzene	50.0	56.7		ug/L		113	75 - 120
n-Butylbenzene	50.0	55.5		ug/L		111	75 - 121
1,2-Dichlorobenzene	50.0	58.0		ug/L		116	75 - 120
1,2-Dibromo-3-Chloropropane	50.0	57.6		ug/L		115	62 - 130
1,2,4-Trichlorobenzene	50.0	59.6		ug/L		119	73 - 130
Hexachlorobutadiene	50.0	63.9		ug/L		128	71 - 131
Naphthalene	50.0	60.0		ug/L		120	69 - 135
1,2,3-Trichlorobenzene	50.0	59.4		ug/L		119	69 - 131

Surrogate	LCS %Recovery	LCS Qualifier	Limits
1,2-Dichloroethane-d4 (Surr)	95		75 - 125
Toluene-d8 (Surr)	96		75 - 120
4-Bromofluorobenzene (Surr)	91		75 - 120
Dibromofluoromethane	101		75 - 120

Lab Sample ID: MB 500-291489/6

Matrix: Water

Analysis Batch: 291489

Client Sample ID: Method Blank

Prep Type: Total/NA

Analyte	MB Result	MB Qualifier	RL	MDL	Unit	D	Prepared	Analyzed	Dil Fac
Benzene	<0.50		0.50	0.074	ug/L			06/10/15 22:58	1
Dichlorodifluoromethane	<1.0		1.0	0.20	ug/L			06/10/15 22:58	1
Chloromethane	<1.0		1.0	0.18	ug/L			06/10/15 22:58	1
Vinyl chloride	<0.50		0.50	0.10	ug/L			06/10/15 22:58	1
Bromomethane	<1.0		1.0	0.31	ug/L			06/10/15 22:58	1
Chloroethane	<1.0		1.0	0.34	ug/L			06/10/15 22:58	1
Trichlorofluoromethane	<1.0		1.0	0.19	ug/L			06/10/15 22:58	1
1,1-Dichloroethene	<1.0		1.0	0.31	ug/L			06/10/15 22:58	1
Carbon disulfide	<5.0		5.0	0.43	ug/L			06/10/15 22:58	1
Acetone	<5.0		5.0	1.3	ug/L			06/10/15 22:58	1
Methylene Chloride	<5.0		5.0	0.68	ug/L			06/10/15 22:58	1
trans-1,2-Dichloroethene	<1.0		1.0	0.25	ug/L			06/10/15 22:58	1

TestAmerica Chicago

QC Sample Results

Client: Weston Solutions, Inc.
Project/Site: Black and Decker

TestAmerica Job ID: 500-96582-1

Method: 8260B - VOC (Continued)

Lab Sample ID: MB 500-291489/6
Matrix: Water
Analysis Batch: 291489

Client Sample ID: Method Blank
Prep Type: Total/NA

Analyte	MB Result	MB Qualifier	RL	MDL	Unit	D	Prepared	Analyzed	Dil Fac
1,1-Dichloroethane	<1.0		1.0	0.19	ug/L			06/10/15 22:58	1
2,2-Dichloropropane	<1.0		1.0	0.32	ug/L			06/10/15 22:58	1
cis-1,2-Dichloroethene	<1.0		1.0	0.12	ug/L			06/10/15 22:58	1
Methyl Ethyl Ketone	<5.0		5.0	1.5	ug/L			06/10/15 22:58	1
Bromochloromethane	<1.0		1.0	0.40	ug/L			06/10/15 22:58	1
Chloroform	<1.0		1.0	0.20	ug/L			06/10/15 22:58	1
1,1,1-Trichloroethane	<1.0		1.0	0.20	ug/L			06/10/15 22:58	1
1,1-Dichloropropene	<1.0		1.0	0.34	ug/L			06/10/15 22:58	1
Carbon tetrachloride	<1.0		1.0	0.26	ug/L			06/10/15 22:58	1
1,2-Dichloroethane	<1.0		1.0	0.28	ug/L			06/10/15 22:58	1
Trichloroethene	<0.50		0.50	0.19	ug/L			06/10/15 22:58	1
1,2-Dichloropropane	<1.0		1.0	0.20	ug/L			06/10/15 22:58	1
Dibromomethane	<1.0		1.0	0.33	ug/L			06/10/15 22:58	1
Bromodichloromethane	<1.0		1.0	0.17	ug/L			06/10/15 22:58	1
cis-1,3-Dichloropropene	<1.0		1.0	0.18	ug/L			06/10/15 22:58	1
methyl isobutyl ketone	<5.0		5.0	0.33	ug/L			06/10/15 22:58	1
Toluene	<0.50		0.50	0.11	ug/L			06/10/15 22:58	1
trans-1,3-Dichloropropene	<1.0		1.0	0.21	ug/L			06/10/15 22:58	1
1,1,2-Trichloroethane	<1.0		1.0	0.28	ug/L			06/10/15 22:58	1
Tetrachloroethene	<1.0		1.0	0.17	ug/L			06/10/15 22:58	1
1,3-Dichloropropane	<1.0		1.0	0.13	ug/L			06/10/15 22:58	1
2-Hexanone	<5.0		5.0	0.56	ug/L			06/10/15 22:58	1
Dibromochloromethane	<1.0		1.0	0.32	ug/L			06/10/15 22:58	1
1,2-Dibromoethane	<1.0		1.0	0.36	ug/L			06/10/15 22:58	1
Chlorobenzene	<1.0		1.0	0.14	ug/L			06/10/15 22:58	1
1,1,1,2-Tetrachloroethane	<1.0		1.0	0.25	ug/L			06/10/15 22:58	1
Ethylbenzene	<0.50		0.50	0.13	ug/L			06/10/15 22:58	1
m&p-Xylene	<1.0		1.0	0.26	ug/L			06/10/15 22:58	1
o-Xylene	<0.50		0.50	0.068	ug/L			06/10/15 22:58	1
Styrene	<1.0		1.0	0.10	ug/L			06/10/15 22:58	1
Bromoform	<1.0		1.0	0.28	ug/L			06/10/15 22:58	1
Isopropylbenzene	<1.0		1.0	0.14	ug/L			06/10/15 22:58	1
Bromobenzene	<1.0		1.0	0.25	ug/L			06/10/15 22:58	1
1,1,2,2-Tetrachloroethane	<1.0		1.0	0.23	ug/L			06/10/15 22:58	1
1,2,3-Trichloropropane	<1.0		1.0	0.45	ug/L			06/10/15 22:58	1
N-Propylbenzene	<1.0		1.0	0.13	ug/L			06/10/15 22:58	1
2-Chlorotoluene	<1.0		1.0	0.21	ug/L			06/10/15 22:58	1
1,3,5-Trimethylbenzene	<1.0		1.0	0.18	ug/L			06/10/15 22:58	1
4-Chlorotoluene	<1.0		1.0	0.20	ug/L			06/10/15 22:58	1
tert-Butylbenzene	<1.0		1.0	0.14	ug/L			06/10/15 22:58	1
1,2,4-Trimethylbenzene	<1.0		1.0	0.14	ug/L			06/10/15 22:58	1
sec-Butylbenzene	<1.0		1.0	0.15	ug/L			06/10/15 22:58	1
1,3-Dichlorobenzene	<1.0		1.0	0.15	ug/L			06/10/15 22:58	1
p-Isopropyltoluene	<1.0		1.0	0.17	ug/L			06/10/15 22:58	1
1,4-Dichlorobenzene	<1.0		1.0	0.15	ug/L			06/10/15 22:58	1
n-Butylbenzene	<1.0		1.0	0.13	ug/L			06/10/15 22:58	1
1,2-Dichlorobenzene	<1.0		1.0	0.27	ug/L			06/10/15 22:58	1
1,2-Dibromo-3-Chloropropane	<2.0		2.0	0.87	ug/L			06/10/15 22:58	1

TestAmerica Chicago

QC Sample Results

Client: Weston Solutions, Inc.
Project/Site: Black and Decker

TestAmerica Job ID: 500-96582-1

Method: 8260B - VOC (Continued)

Lab Sample ID: MB 500-291489/6
Matrix: Water
Analysis Batch: 291489

Client Sample ID: Method Blank
Prep Type: Total/NA

Analyte	MB Result	MB Qualifier	RL	MDL	Unit	D	Prepared	Analyzed	Dil Fac
1,2,4-Trichlorobenzene	<1.0		1.0	0.31	ug/L			06/10/15 22:58	1
Hexachlorobutadiene	<1.0		1.0	0.26	ug/L			06/10/15 22:58	1
Naphthalene	<1.0		1.0	0.16	ug/L			06/10/15 22:58	1
1,2,3-Trichlorobenzene	<1.0		1.0	0.24	ug/L			06/10/15 22:58	1

Surrogate	MB %Recovery	MB Qualifier	Limits	Prepared	Analyzed	Dil Fac
1,2-Dichloroethane-d4 (Surr)	98		75 - 125		06/10/15 22:58	1
Toluene-d8 (Surr)	100		75 - 120		06/10/15 22:58	1
4-Bromofluorobenzene (Surr)	102		75 - 120		06/10/15 22:58	1
Dibromofluoromethane	90		75 - 120		06/10/15 22:58	1

Lab Sample ID: LCS 500-291489/4
Matrix: Water
Analysis Batch: 291489

Client Sample ID: Lab Control Sample
Prep Type: Total/NA

Analyte	Spike Added	LCS Result	LCS Qualifier	Unit	D	%Rec	%Rec. Limits
Benzene	50.0	46.7		ug/L		93	75 - 120
Dichlorodifluoromethane	50.0	44.5		ug/L		89	41 - 146
Chloromethane	50.0	51.3		ug/L		103	63 - 133
Vinyl chloride	50.0	51.0		ug/L		102	72 - 123
Bromomethane	50.0	53.2		ug/L		106	45 - 169
Chloroethane	50.0	49.6		ug/L		99	58 - 147
Trichlorofluoromethane	50.0	51.2		ug/L		102	71 - 130
1,1-Dichloroethene	50.0	45.4		ug/L		91	69 - 120
Carbon disulfide	50.0	47.9		ug/L		96	56 - 130
Acetone	50.0	45.2		ug/L		90	48 - 149
Methylene Chloride	50.0	47.5		ug/L		95	73 - 130
trans-1,2-Dichloroethene	50.0	47.0		ug/L		94	77 - 120
1,1-Dichloroethane	50.0	47.4		ug/L		95	75 - 120
2,2-Dichloropropane	50.0	46.5		ug/L		93	65 - 132
cis-1,2-Dichloroethene	50.0	48.2		ug/L		96	75 - 120
Methyl Ethyl Ketone	50.0	46.4		ug/L		93	53 - 142
Bromochloromethane	50.0	49.5		ug/L		99	76 - 120
Chloroform	50.0	47.8		ug/L		96	76 - 120
1,1,1-Trichloroethane	50.0	48.1		ug/L		96	72 - 130
1,1-Dichloropropene	50.0	45.8		ug/L		92	75 - 130
Carbon tetrachloride	50.0	47.4		ug/L		95	70 - 130
1,2-Dichloroethane	50.0	46.7		ug/L		93	69 - 130
Trichloroethene	50.0	45.6		ug/L		91	75 - 120
1,2-Dichloropropane	50.0	48.2		ug/L		96	75 - 120
Dibromomethane	50.0	47.2		ug/L		94	75 - 120
Bromodichloromethane	50.0	46.7		ug/L		93	77 - 121
cis-1,3-Dichloropropene	50.0	47.4		ug/L		95	78 - 130
methyl isobutyl ketone	50.0	47.1		ug/L		94	58 - 135
Toluene	50.0	48.2		ug/L		96	75 - 120
trans-1,3-Dichloropropene	50.0	51.3		ug/L		103	74 - 130
1,1,2-Trichloroethane	50.0	48.3		ug/L		97	75 - 120
Tetrachloroethene	50.0	46.1		ug/L		92	75 - 120

TestAmerica Chicago

QC Sample Results

Client: Weston Solutions, Inc.
Project/Site: Black and Decker

TestAmerica Job ID: 500-96582-1

Method: 8260B - VOC (Continued)

Lab Sample ID: LCS 500-291489/4
Matrix: Water
Analysis Batch: 291489

Client Sample ID: Lab Control Sample
Prep Type: Total/NA

Analyte	Spike Added	LCS Result	LCS Qualifier	Unit	D	%Rec	%Rec. Limits
1,3-Dichloropropane	50.0	50.3		ug/L		101	77 - 124
2-Hexanone	50.0	47.5		ug/L		95	55 - 140
Dibromochloromethane	50.0	50.2		ug/L		100	71 - 126
1,2-Dibromoethane	50.0	50.2		ug/L		100	78 - 122
Chlorobenzene	50.0	46.9		ug/L		94	75 - 120
1,1,1,2-Tetrachloroethane	50.0	47.2		ug/L		94	75 - 122
Ethylbenzene	50.0	46.3		ug/L		93	75 - 120
m&p-Xylene	50.0	45.5		ug/L		91	75 - 120
o-Xylene	50.0	46.9		ug/L		94	75 - 120
Styrene	50.0	49.7		ug/L		99	75 - 120
Bromoform	50.0	49.9		ug/L		100	68 - 126
Isopropylbenzene	50.0	47.6		ug/L		95	75 - 121
Bromobenzene	50.0	49.2		ug/L		98	75 - 120
1,1,2,2-Tetrachloroethane	50.0	50.7		ug/L		101	72 - 130
1,2,3-Trichloropropane	50.0	49.6		ug/L		99	65 - 132
N-Propylbenzene	50.0	47.1		ug/L		94	75 - 120
2-Chlorotoluene	50.0	47.6		ug/L		95	75 - 120
1,3,5-Trimethylbenzene	50.0	47.5		ug/L		95	75 - 121
4-Chlorotoluene	50.0	46.8		ug/L		94	75 - 120
tert-Butylbenzene	50.0	47.5		ug/L		95	75 - 123
1,2,4-Trimethylbenzene	50.0	47.4		ug/L		95	75 - 121
sec-Butylbenzene	50.0	47.0		ug/L		94	75 - 120
1,3-Dichlorobenzene	50.0	46.9		ug/L		94	75 - 120
p-Isopropyltoluene	50.0	46.7		ug/L		93	75 - 121
1,4-Dichlorobenzene	50.0	45.5		ug/L		91	75 - 120
n-Butylbenzene	50.0	44.3		ug/L		89	75 - 121
1,2-Dichlorobenzene	50.0	47.2		ug/L		94	75 - 120
1,2-Dibromo-3-Chloropropane	50.0	49.2		ug/L		98	62 - 130
1,2,4-Trichlorobenzene	50.0	45.1		ug/L		90	73 - 130
Hexachlorobutadiene	50.0	42.9		ug/L		86	71 - 131
Naphthalene	50.0	49.1		ug/L		98	69 - 135
1,2,3-Trichlorobenzene	50.0	48.1		ug/L		96	69 - 131

Surrogate	LCS LCS		Limits
	%Recovery	Qualifier	
1,2-Dichloroethane-d4 (Surr)	101		75 - 125
Toluene-d8 (Surr)	100		75 - 120
4-Bromofluorobenzene (Surr)	100		75 - 120
Dibromofluoromethane	98		75 - 120

Lab Chronicle

Client: Weston Solutions, Inc.
Project/Site: Black and Decker

TestAmerica Job ID: 500-96582-1

Client Sample ID: RFW-1A

Date Collected: 05/26/15 11:45

Date Received: 05/28/15 09:50

Lab Sample ID: 500-96582-1

Matrix: Water

Prep Type	Batch Type	Batch Method	Run	Dilution Factor	Batch Number	Prepared or Analyzed	Analyst	Lab
Total/NA	Analysis	8260B		1	290904	06/05/15 18:32	PMF	TAL CHI

Client Sample ID: RFW-1B

Date Collected: 05/26/15 17:40

Date Received: 05/28/15 09:50

Lab Sample ID: 500-96582-2

Matrix: Water

Prep Type	Batch Type	Batch Method	Run	Dilution Factor	Batch Number	Prepared or Analyzed	Analyst	Lab
Total/NA	Analysis	8260B		1	290904	06/05/15 19:00	PMF	TAL CHI

Client Sample ID: RFW-2A

Date Collected: 05/26/15 12:00

Date Received: 05/28/15 09:50

Lab Sample ID: 500-96582-3

Matrix: Water

Prep Type	Batch Type	Batch Method	Run	Dilution Factor	Batch Number	Prepared or Analyzed	Analyst	Lab
Total/NA	Analysis	8260B		1	290904	06/05/15 19:29	PMF	TAL CHI

Client Sample ID: RFW-2B

Date Collected: 05/26/15 12:05

Date Received: 05/28/15 09:50

Lab Sample ID: 500-96582-4

Matrix: Water

Prep Type	Batch Type	Batch Method	Run	Dilution Factor	Batch Number	Prepared or Analyzed	Analyst	Lab
Total/NA	Analysis	8260B		1	290904	06/05/15 19:57	PMF	TAL CHI

Client Sample ID: RFW-3B

Date Collected: 05/26/15 13:20

Date Received: 05/28/15 09:50

Lab Sample ID: 500-96582-5

Matrix: Water

Prep Type	Batch Type	Batch Method	Run	Dilution Factor	Batch Number	Prepared or Analyzed	Analyst	Lab
Total/NA	Analysis	8260B		1	290904	06/05/15 20:26	PMF	TAL CHI

Client Sample ID: RFW-4A

Date Collected: 05/27/15 08:00

Date Received: 05/28/15 09:50

Lab Sample ID: 500-96582-6

Matrix: Water

Prep Type	Batch Type	Batch Method	Run	Dilution Factor	Batch Number	Prepared or Analyzed	Analyst	Lab
Total/NA	Analysis	8260B		1	291238	06/09/15 15:56	DJD	TAL CHI

TestAmerica Chicago

Lab Chronicle

Client: Weston Solutions, Inc.
Project/Site: Black and Decker

TestAmerica Job ID: 500-96582-1

Client Sample ID: RFW-4A DUP

Lab Sample ID: 500-96582-7

Date Collected: 05/27/15 08:00
Date Received: 05/28/15 09:50

Matrix: Water

Prep Type	Batch Type	Batch Method	Run	Dilution Factor	Batch Number	Prepared or Analyzed	Analyst	Lab
Total/NA	Analysis	8260B		1	291238	06/09/15 16:21	DJD	TAL CHI

Client Sample ID: RFW-4B

Lab Sample ID: 500-96582-8

Date Collected: 05/27/15 08:40
Date Received: 05/28/15 09:50

Matrix: Water

Prep Type	Batch Type	Batch Method	Run	Dilution Factor	Batch Number	Prepared or Analyzed	Analyst	Lab
Total/NA	Analysis	8260B		1	291238	06/09/15 17:31	DJD	TAL CHI

Client Sample ID: RFW-6

Lab Sample ID: 500-96582-9

Date Collected: 05/26/15 14:45
Date Received: 05/28/15 09:50

Matrix: Water

Prep Type	Batch Type	Batch Method	Run	Dilution Factor	Batch Number	Prepared or Analyzed	Analyst	Lab
Total/NA	Analysis	8260B		1	290904	06/05/15 20:54	PMF	TAL CHI

Client Sample ID: RFW-7

Lab Sample ID: 500-96582-10

Date Collected: 05/26/15 10:55
Date Received: 05/28/15 09:50

Matrix: Water

Prep Type	Batch Type	Batch Method	Run	Dilution Factor	Batch Number	Prepared or Analyzed	Analyst	Lab
Total/NA	Analysis	8260B		1	290904	06/05/15 21:22	PMF	TAL CHI

Client Sample ID: RFW-9

Lab Sample ID: 500-96582-11

Date Collected: 05/26/15 17:40
Date Received: 05/28/15 09:50

Matrix: Water

Prep Type	Batch Type	Batch Method	Run	Dilution Factor	Batch Number	Prepared or Analyzed	Analyst	Lab
Total/NA	Analysis	8260B		1	290904	06/05/15 21:51	PMF	TAL CHI

Client Sample ID: RFW-11B

Lab Sample ID: 500-96582-12

Date Collected: 05/27/15 11:45
Date Received: 05/28/15 09:50

Matrix: Water

Prep Type	Batch Type	Batch Method	Run	Dilution Factor	Batch Number	Prepared or Analyzed	Analyst	Lab
Total/NA	Analysis	8260B		1	291238	06/09/15 19:12	DJD	TAL CHI

TestAmerica Chicago

Lab Chronicle

Client: Weston Solutions, Inc.
Project/Site: Black and Decker

TestAmerica Job ID: 500-96582-1

Client Sample ID: RFW-12B

Date Collected: 05/27/15 13:20

Date Received: 05/28/15 09:50

Lab Sample ID: 500-96582-13

Matrix: Water

Prep Type	Batch Type	Batch Method	Run	Dilution Factor	Batch Number	Prepared or Analyzed	Analyst	Lab
Total/NA	Analysis	8260B		1	291238	06/09/15 19:38	DJD	TAL CHI

Client Sample ID: RFW-17

Date Collected: 05/26/15 10:15

Date Received: 05/28/15 09:50

Lab Sample ID: 500-96582-14

Matrix: Water

Prep Type	Batch Type	Batch Method	Run	Dilution Factor	Batch Number	Prepared or Analyzed	Analyst	Lab
Total/NA	Analysis	8260B		1	290904	06/05/15 22:19	PMF	TAL CHI

Client Sample ID: Trip Blank

Date Collected: 05/26/15 07:00

Date Received: 05/28/15 09:50

Lab Sample ID: 500-96582-15

Matrix: Water

Prep Type	Batch Type	Batch Method	Run	Dilution Factor	Batch Number	Prepared or Analyzed	Analyst	Lab
Total/NA	Analysis	8260B		1	290904	06/05/15 17:06	PMF	TAL CHI

Client Sample ID: RFW-13

Date Collected: 05/26/15 16:45

Date Received: 05/28/15 09:50

Lab Sample ID: 500-96582-16

Matrix: Water

Prep Type	Batch Type	Batch Method	Run	Dilution Factor	Batch Number	Prepared or Analyzed	Analyst	Lab
Total/NA	Analysis	8260B		1	291238	06/09/15 17:56	DJD	TAL CHI

Client Sample ID: EW-2

Date Collected: 05/27/15 13:30

Date Received: 05/28/15 09:50

Lab Sample ID: 500-96582-17

Matrix: Water

Prep Type	Batch Type	Batch Method	Run	Dilution Factor	Batch Number	Prepared or Analyzed	Analyst	Lab
Total/NA	Analysis	8260B		1	291238	06/09/15 20:03	DJD	TAL CHI

Client Sample ID: EW-3

Date Collected: 05/27/15 12:10

Date Received: 05/28/15 09:50

Lab Sample ID: 500-96582-18

Matrix: Water

Prep Type	Batch Type	Batch Method	Run	Dilution Factor	Batch Number	Prepared or Analyzed	Analyst	Lab
Total/NA	Analysis	8260B		1	291414	06/10/15 13:31	JMP	TAL CHI

TestAmerica Chicago

Lab Chronicle

Client: Weston Solutions, Inc.
Project/Site: Black and Decker

TestAmerica Job ID: 500-96582-1

Client Sample ID: EW-4

Lab Sample ID: 500-96582-19

Date Collected: 05/27/15 09:45
Date Received: 05/28/15 09:50

Matrix: Water

Prep Type	Batch Type	Batch Method	Run	Dilution Factor	Batch Number	Prepared or Analyzed	Analyst	Lab
Total/NA	Analysis	8260B	DL	5	291489	06/10/15 23:52	DJD	TAL CHI
Total/NA	Analysis	8260B		1	291414	06/10/15 13:57	JMP	TAL CHI

Client Sample ID: EW-5

Lab Sample ID: 500-96582-20

Date Collected: 05/27/15 09:15
Date Received: 05/28/15 09:50

Matrix: Water

Prep Type	Batch Type	Batch Method	Run	Dilution Factor	Batch Number	Prepared or Analyzed	Analyst	Lab
Total/NA	Analysis	8260B		1	291414	06/10/15 14:23	JMP	TAL CHI

Client Sample ID: EW-6

Lab Sample ID: 500-96582-21

Date Collected: 05/26/15 14:59
Date Received: 05/28/15 09:50

Matrix: Water

Prep Type	Batch Type	Batch Method	Run	Dilution Factor	Batch Number	Prepared or Analyzed	Analyst	Lab
Total/NA	Analysis	8260B		1	291238	06/09/15 18:21	DJD	TAL CHI

Client Sample ID: EW-7

Lab Sample ID: 500-96582-22

Date Collected: 05/26/15 15:10
Date Received: 05/28/15 09:50

Matrix: Water

Prep Type	Batch Type	Batch Method	Run	Dilution Factor	Batch Number	Prepared or Analyzed	Analyst	Lab
Total/NA	Analysis	8260B		1	291305	06/09/15 18:02	EMA	TAL CHI

Client Sample ID: EW-8

Lab Sample ID: 500-96582-23

Date Collected: 05/26/15 15:20
Date Received: 05/28/15 09:50

Matrix: Water

Prep Type	Batch Type	Batch Method	Run	Dilution Factor	Batch Number	Prepared or Analyzed	Analyst	Lab
Total/NA	Analysis	8260B		1	291242	06/09/15 19:06	EMA	TAL CHI

Client Sample ID: EW-9

Lab Sample ID: 500-96582-24

Date Collected: 05/26/15 15:35
Date Received: 05/28/15 09:50

Matrix: Water

Prep Type	Batch Type	Batch Method	Run	Dilution Factor	Batch Number	Prepared or Analyzed	Analyst	Lab
Total/NA	Analysis	8260B		1	291242	06/09/15 19:34	EMA	TAL CHI

TestAmerica Chicago

Lab Chronicle

Client: Weston Solutions, Inc.
Project/Site: Black and Decker

TestAmerica Job ID: 500-96582-1

Client Sample ID: EW-9 DUP

Lab Sample ID: 500-96582-25

Date Collected: 05/26/15 15:35

Matrix: Water

Date Received: 05/28/15 09:50

Prep Type	Batch Type	Batch Method	Run	Dilution Factor	Batch Number	Prepared or Analyzed	Analyst	Lab
Total/NA	Analysis	8260B		1	291242	06/09/15 20:02	EMA	TAL CHI

Client Sample ID: EW-10

Lab Sample ID: 500-96582-26

Date Collected: 05/26/15 13:40

Matrix: Water

Date Received: 05/28/15 09:50

Prep Type	Batch Type	Batch Method	Run	Dilution Factor	Batch Number	Prepared or Analyzed	Analyst	Lab
Total/NA	Analysis	8260B		1	291238	06/09/15 18:47	DJD	TAL CHI

Laboratory References:

TAL CHI = TestAmerica Chicago, 2417 Bond Street, University Park, IL 60484, TEL (708)534-5200



Certification Summary

Client: Weston Solutions, Inc.
 Project/Site: Black and Decker

TestAmerica Job ID: 500-96582-1

Laboratory: TestAmerica Chicago

All certifications held by this laboratory are listed. Not all certifications are applicable to this report.

Authority	Program	EPA Region	Certification ID	Expiration Date
Alabama	State Program	4	40461	04-30-16
California	State Program	9	2903	04-30-16
Georgia	State Program	4	N/A	04-30-16
Georgia	State Program	4	939	04-30-16
Hawaii	State Program	9	N/A	04-30-16
Illinois	NELAP	5	100201	04-30-16
Indiana	State Program	5	C-IL-02	04-30-16
Iowa	State Program	7	82	05-01-16
Kansas	NELAP	7	E-10161	06-30-15 *
Kentucky (UST)	State Program	4	66	04-30-16
Kentucky (WW)	State Program	4	KY90023	12-31-15
Massachusetts	State Program	1	M-IL035	06-30-15 *
Mississippi	State Program	4	N/A	04-30-16
New York	NELAP	2	IL00035	04-01-16
North Carolina (WW/SW)	State Program	4	291	12-31-15
North Dakota	State Program	8	R-194	04-30-16
Oklahoma	State Program	6	8908	08-31-15
South Carolina	State Program	4	77001	04-30-15 *
USDA	Federal		P330-15-00038	02-11-18
Wisconsin	State Program	5	999580010	08-31-15
Wyoming	State Program	8	8TMS-Q	05-31-15 *

* Certification renewal pending - certification considered valid.

TestAmerica

THE LEADER IN ENVIRONMENTAL

2417 Bond Street, University Park, IL 60
Phone: 708.534.5200 Fax: 708.534



500-96582 COC

Report To _____ (optional)
Contact: _____
Company: _____
Address: _____
Address: _____
Phone: _____
Fax: _____
E-Mail: _____

Bill To _____ (optional)
Contact: _____
Company: _____
Address: _____
Address: _____
Phone: _____
Fax: _____
PO#/Reference# _____

Chain of Custody Record

Lab Job #: 500-96582
Chain-of-Custody-Number: _____
Page 1 of 3
Temperature °C of Cooler: 3.4

Client		Client Project #		Preservative		Parameter		Matrix		Comments	
Western Solutions		62501.004.005		HCl							
Project Name		Lab Project #		Sampling		# of Containers		Matrix			
Black + Decker				Date Time							
Project Location/State		Lab PM									
Hampstead, MD		Dick Wright									
Sampler											
Greg Flawski											
Lab ID	MS/MSD	Sample ID	Date	Time	# of Containers	Matrix					
1		RFW-1A	5/26/15	1145	3	W	✓				
2		RFW-1B		1740			✓				
3		RFW-2A		1200			✓				
4		RFW-2B		1205			✓				
5		RFW-3B		1320			✓				
6		RFW-4A	5/27/15	800			✓				
7		RFW-4A Dup	5/27/15	800			✓				
8		RFW-4B	5/27/15	840			✓				
9		RFW-5	5/26	1445			✓				
10		RFW-7	5/26	1055			✓				

- Preservative Key
- HCL, Cool to 4°
 - H2SO4, Cool to 4°
 - HNO3, Cool to 4°
 - NaOH, Cool to 4°
 - NaOH/Zn, Cool to 4°
 - NaHSO4
 - Cool to 4°
 - None
 - Other

Turnaround Time Required (Business Days) 1 Day 2 Days 5 Days 7 Days 10 Days 15 Days Other _____

Sample Disposal Return to Client Disposal by Lab Archive for _____ Months (A fee may be assessed if samples are retained longer than 1 month)

Requested By: <u>[Signature]</u>	Company: <u>Western</u>	Date: <u>5/27/15</u>	Time: <u>1600</u>	Received By: <u>[Signature]</u>	Company: <u>TA-CHL</u>	Date: <u>5/28/15</u>	Time: <u>0950</u>	Lab Courier: _____
Relinquished By: _____	Company: _____	Date: _____	Time: _____	Received By: _____	Company: _____	Date: _____	Time: _____	Shipped: <u>FedEx</u>
Relinquished By: _____	Company: _____	Date: _____	Time: _____	Received By: _____	Company: _____	Date: _____	Time: _____	Hand-Delivered: _____

- Matrix Key
- WW - Wastewater
 - W - Water
 - S - Soil
 - SL - Sludge
 - MS - Miscellaneous
 - OL - Oil
 - A - Air
 - SE - Sediment
 - SO - Soil
 - L - Leachate
 - WI - Wipe
 - DW - Drinking Water
 - O - Other

Client Comments: _____

Lab Comments: _____

TestAmerica

THE LEADER IN ENVIRONMENTAL TESTING

2417 Bond Street, University Park, IL 60484
 Phone: 708.534.5200 Fax: 708.534.5211

Report To _____ (optional)
 Contact: _____
 Company: _____
 Address: _____
 Address: _____
 Phone: _____
 Fax: _____
 E-Mail: _____

Bill To _____ (optional)
 Contact: _____
 Company: _____
 Address: _____
 Address: _____
 Phone: _____
 Fax: _____
 PO#/Reference# _____

Chain of Custody Record

Lab Job #: 500-96582
 Chain of Custody Number: _____
 Page 2 of 3
 Temperature °C of Cooler: _____

Client		Client Project #		Preservative		Parameter		Matrix		Preservative Key
Project Name		Lab Project #		Date		Time		Matrix		
Weston Solutions				HCL						1. HCL, Cool to 4° 2. H2SO4, Cool to 4° 3. HNO3, Cool to 4° 4. NaOH, Cool to 4° 5. NaOH/Zn, Cool to 4° 6. NaHSO4 7. Cool to 4° 8. None 9. Other
Blatt Decker				V		O		A		
Project Location/State		Lab Project #		Date		Time		Matrix		Comments
MD				5/26/15		1740		3 W		
Sampler		Lab PM		Date		Time		Matrix		Comments
Dick Wright				5/27		1145		3		
Lab ID	MS/MSD	Sample ID		Date	Time	# of Containers	Matrix			
11		RFW-9		5/26/15	1740	3	W	✓		
12		RFW-11B		5/27	1145	3		✓		
13		RFW-12B		5/27	1320	3		✓		
14		RFW-17		5/26	1015	3		✓		
15		Trip Blank		5/26	700	2		✓		
16		RFW-13		5/26	1645	3		✓		

Turnaround Time Required (Business Days)
 1 Day 2 Days 5 Days 7 Days 10 Days 15 Days Other

Sample Disposal
 Return to Client Disposal by Lab Archive for _____ Months (A fee may be assessed if samples are retained longer than 1 month)

Requested Due Date: _____

Relinquished By: <u>[Signature]</u>	Company: <u>Weston</u>	Date: <u>5/27/15</u>	Time: <u>1600</u>	Received By: <u>[Signature]</u>	Company: <u>TestAmerica</u>	Date: <u>5/28/15</u>	Time: <u>0950</u>
Relinquished By: _____	Company: _____	Date: _____	Time: _____	Received By: _____	Company: _____	Date: _____	Time: _____
Relinquished By: _____	Company: _____	Date: _____	Time: _____	Received By: _____	Company: _____	Date: _____	Time: _____

Lab Courier: _____
 Shipped: FedEx
 Hand Delivered: _____

Matrix Key
 WW - Wastewater SE - Sediment
 W - Water SO - Soil
 S - Soil L - Leachate
 SL - Sludge WI - Wipe
 MS - Miscellaneous DW - Drinking Water
 OL - Oil O - Other
 A - Air

Client Comments: _____
 Lab Comments: _____

TestAmerica

THE LEADER IN ENVIRONMENTAL TESTING

2417 Bond Street, University Park, IL 60484
 Phone: 708.534.5200 Fax: 708.534.5211

Report To _____ (optional)
 Contact: _____
 Company: _____
 Address: _____
 Address: _____
 Phone: _____
 Fax: _____
 E-Mail: _____

Bill To _____ (optional)
 Contact: _____
 Company: _____
 Address: _____
 Address: _____
 Phone: _____
 Fax: _____
 PO#/Reference# _____

Chain of Custody Record

Lab Job #: 500-96582
 Chain of Custody Number: _____
 Page 3 of 3
 Temperature °C of Cooler: _____

Client		Client Project #		Preservative		Parameter		Matrix		Preservative Key 1. HCL, Cool to 4° 2. H2SO4, Cool to 4° 3. HNO3, Cool to 4° 4. NaOH, Cool to 4° 5. NaOH/Zn, Cool to 4° 6. NaHSO4 7. Cool to 4° 8. None 9. Other
Project Name		Lab Project #		Sampling		# of Containers		Matrix		
Project Location/State		Lab PM		Date	Time					
Black + Decker		02501.004.005		HCl		V		O		Comments
Western Solutions						R				
Lab ID	MS/MSD	Sample ID	Date	Time	# of Containers	Matrix				
17		EW-2	5/27/15	1330	3	W				
18		EW-3		1210						
19		EW-4		945						
20		EW-5		915						
21		EW-6	5/26/15	1459						
22		EW-7		1510						
23		EW-8		1520						
24		EW-9		1535						
25		EW-9 Dup		1535						
26		EW-10		1340						

Turnaround Time Required (Business Days)
 1 Day 2 Days 5 Days 7 Days 10 Days 15 Days Other

Requested Due Date _____

Sample Disposal
 Return to Client Disposal by Lab Archive for _____ Months (A fee may be assessed if samples are retained longer than 1 month)

Requested By <i>[Signature]</i>	Company Western	Date 5/27/15	Time 1600	Received By <i>[Signature]</i>	Company TestAmerica	Date 5/28/15	Time 0950
Relinquished By	Company	Date	Time	Received By	Company	Date	Time
Relinquished By	Company	Date	Time	Received By	Company	Date	Time

Lab Courier: _____
 Shipped: *[Signature]*
 Hand Delivered: _____

- Matrix Key
- WW - Wastewater
 - W - Water
 - S - Soil
 - SL - Sludge
 - MS - Miscellaneous
 - OL - Oil
 - A - Air
 - SE - Sediment
 - SO - Soil
 - L - Leachate
 - WI - Wipe
 - DW - Drinking Water
 - O - Other

Client Comments: _____

Lab Comments: _____

Login Sample Receipt Checklist

Client: Weston Solutions, Inc.

Job Number: 500-96582-1

Login Number: 96582

List Source: TestAmerica Chicago

List Number: 1

Creator: Scott, Sherri L

Question	Answer	Comment
Radioactivity wasn't checked or is \leq background as measured by a survey meter.	True	
The cooler's custody seal, if present, is intact.	True	
Sample custody seals, if present, are intact.	True	
The cooler or samples do not appear to have been compromised or tampered with.	True	
Samples were received on ice.	True	
Cooler Temperature is acceptable.	True	
Cooler Temperature is recorded.	True	3.4
COC is present.	True	
COC is filled out in ink and legible.	True	
COC is filled out with all pertinent information.	True	
Is the Field Sampler's name present on COC?	True	
There are no discrepancies between the containers received and the COC.	True	
Samples are received within Holding Time.	True	
Sample containers have legible labels.	True	
Containers are not broken or leaking.	True	
Sample collection date/times are provided.	True	
Appropriate sample containers are used.	True	
Sample bottles are completely filled.	True	
Sample Preservation Verified.	True	
There is sufficient vol. for all requested analyses, incl. any requested MS/MSDs	True	
Containers requiring zero headspace have no headspace or bubble is $< 6\text{mm}$ (1/4").	False	
Multiphasic samples are not present.	True	
Samples do not require splitting or compositing.	True	
Residual Chlorine Checked.	N/A	



TestAmerica

THE LEADER IN ENVIRONMENTAL TESTING

ANALYTICAL REPORT

TestAmerica Laboratories, Inc.
TestAmerica Savannah
5102 LaRoche Avenue
Savannah, GA 31404
Tel: (912)354-7858

TestAmerica Job ID: 680-112950-1
Client Project/Site: Black & Decker

For:
Weston Solutions, Inc.
1400 Weston Way
PO BOX 2653
West Chester, Pennsylvania 19380

Attn: Greg Flasinski



Authorized for release by:
6/8/2015 4:04:59 PM

Lisa Harvey, Project Manager II
(912)354-7858 e.3221
lisa.harvey@testamericainc.com

LINKS

Review your project
results through

Total Access

Have a Question?

**Ask
The
Expert**

Visit us at:

www.testamericainc.com

The test results in this report meet all 2003 NELAC and 2009 TNI requirements for accredited parameters, exceptions are noted in this report. This report may not be reproduced except in full, and with written approval from the laboratory. For questions please contact the Project Manager at the e-mail address or telephone number listed on this page.

This report has been electronically signed and authorized by the signatory. Electronic signature is intended to be the legally binding equivalent of a traditionally handwritten signature.

Results relate only to the items tested and the sample(s) as received by the laboratory.

1

5

6

7

8

9

10

11

12

Case Narrative

Client: Weston Solutions, Inc.
Project/Site: Black & Decker

TestAmerica Job ID: 680-112950-1

Job ID: 680-112950-1

Laboratory: TestAmerica Savannah

Narrative

CASE NARRATIVE
Client: Weston Solutions, Inc.
Project: Black & Decker
Report Number: 680-112950-1

With the exceptions noted as flags or footnotes, standard analytical protocols were followed in the analysis of the samples and no problems were encountered or anomalies observed. In addition all laboratory quality control samples were within established control limits, with any exceptions noted below. Each sample was analyzed to achieve the lowest possible reporting limit within the constraints of the method. In the event of interference or analytes present at high concentrations, samples may be diluted. For diluted samples, the reporting limits are adjusted relative to the dilution required.

RECEIPT

The samples were received on 05/28/2015; the samples arrived in good condition, properly preserved and on ice. The temperature of the coolers at receipt was 3.8 C.

VOLATILE ORGANIC COMPOUNDS (GC-MS)

Samples Trip Blank (680-112950-1), RFW-20 (680-112950-2), RFW-21 (680-112950-3), HAMP-22 (680-112950-4) and HAMP-23 (680-112950-5) were analyzed for Volatile organic Compounds (GC-MS) in accordance with EPA Method 524.2. The samples were analyzed on 06/04/2015.

Method(s) 524.2: Insufficient sample volume was available to perform a matrix spike/matrix spike duplicate (MS/MSD) associated with 385956.

No analytical or quality issues were noted, other than those described above or in the Definitions/Glossary page.



Sample Summary

Client: Weston Solutions, Inc.
Project/Site: Black & Decker

TestAmerica Job ID: 680-112950-1

Lab Sample ID	Client Sample ID	Matrix	Collected	Received
680-112950-1	Trip Blank	Water	05/26/15 07:00	05/28/15 09:40
680-112950-2	RFW-20	Water	05/26/15 09:10	05/28/15 09:40
680-112950-3	RFW-21	Water	05/26/15 08:10	05/28/15 09:40
680-112950-4	HAMP-22	Water	05/27/15 10:30	05/28/15 09:40
680-112950-5	HAMP-23	Water	05/27/15 10:40	05/28/15 09:40



Method Summary

Client: Weston Solutions, Inc.
Project/Site: Black & Decker

TestAmerica Job ID: 680-112950-1

Method	Method Description	Protocol	Laboratory
524.2	Volatile Organic Compounds (GC/MS)	EPA-DW	TAL SAV

Protocol References:

EPA-DW = "Methods For The Determination Of Organic Compounds In Drinking Water", EPA/600/4-88/039, December 1988 And Its Supplements.

Laboratory References:

TAL SAV = TestAmerica Savannah, 5102 LaRoche Avenue, Savannah, GA 31404, TEL (912)354-7858



TestAmerica Savannah

Definitions/Glossary

Client: Weston Solutions, Inc.
Project/Site: Black & Decker

TestAmerica Job ID: 680-112950-1

Qualifiers

GC/MS VOA

Qualifier	Qualifier Description
J	Result is less than the RL but greater than or equal to the MDL and the concentration is an approximate value.

Glossary

Abbreviation	These commonly used abbreviations may or may not be present in this report.
▫	Listed under the "D" column to designate that the result is reported on a dry weight basis
%R	Percent Recovery
CFL	Contains Free Liquid
CNF	Contains no Free Liquid
DER	Duplicate error ratio (normalized absolute difference)
Dil Fac	Dilution Factor
DL, RA, RE, IN	Indicates a Dilution, Re-analysis, Re-extraction, or additional Initial metals/anion analysis of the sample
DLC	Decision level concentration
MDA	Minimum detectable activity
EDL	Estimated Detection Limit
MDC	Minimum detectable concentration
MDL	Method Detection Limit
ML	Minimum Level (Dioxin)
NC	Not Calculated
ND	Not detected at the reporting limit (or MDL or EDL if shown)
PQL	Practical Quantitation Limit
QC	Quality Control
RER	Relative error ratio
RL	Reporting Limit or Requested Limit (Radiochemistry)
RPD	Relative Percent Difference, a measure of the relative difference between two points
TEF	Toxicity Equivalent Factor (Dioxin)
TEQ	Toxicity Equivalent Quotient (Dioxin)

Client Sample Results

Client: Weston Solutions, Inc.
Project/Site: Black & Decker

TestAmerica Job ID: 680-112950-1

Client Sample ID: Trip Blank

Lab Sample ID: 680-112950-1

Date Collected: 05/26/15 07:00

Matrix: Water

Date Received: 05/28/15 09:40

Method: 524.2 - Volatile Organic Compounds (GC/MS)

Analyte	Result	Qualifier	RL	MDL	Unit	D	Prepared	Analyzed	Dil Fac
Acetone	<10		10	5.0	ug/L			06/04/15 17:17	1
Benzene	<0.50		0.50	0.082	ug/L			06/04/15 17:17	1
Bromobenzene	<0.50		0.50	0.091	ug/L			06/04/15 17:17	1
Bromoform	<0.50		0.50	0.17	ug/L			06/04/15 17:17	1
Bromomethane	<1.0		1.0	0.20	ug/L			06/04/15 17:17	1
Carbon tetrachloride	<0.50		0.50	0.11	ug/L			06/04/15 17:17	1
Chlorobenzene	<0.50		0.50	0.14	ug/L			06/04/15 17:17	1
Chlorobromomethane	<0.50		0.50	0.30	ug/L			06/04/15 17:17	1
Chlorodibromomethane	<0.50		0.50	0.13	ug/L			06/04/15 17:17	1
Chloroethane	<1.0		1.0	0.22	ug/L			06/04/15 17:17	1
Chloroform	<0.50		0.50	0.20	ug/L			06/04/15 17:17	1
Chloromethane	<0.50		0.50	0.15	ug/L			06/04/15 17:17	1
2-Chlorotoluene	<0.50		0.50	0.11	ug/L			06/04/15 17:17	1
4-Chlorotoluene	<0.50		0.50	0.13	ug/L			06/04/15 17:17	1
cis-1,2-Dichloroethene	<0.50		0.50	0.090	ug/L			06/04/15 17:17	1
cis-1,3-Dichloropropene	<0.50		0.50	0.081	ug/L			06/04/15 17:17	1
1,2-Dibromo-3-Chloropropane	<0.50		0.50	0.30	ug/L			06/04/15 17:17	1
Dibromomethane	<0.50		0.50	0.16	ug/L			06/04/15 17:17	1
1,2-Dichlorobenzene	<0.50		0.50	0.16	ug/L			06/04/15 17:17	1
1,3-Dichlorobenzene	<0.50		0.50	0.11	ug/L			06/04/15 17:17	1
1,4-Dichlorobenzene	<0.50		0.50	0.13	ug/L			06/04/15 17:17	1
Dichlorobromomethane	<0.50		0.50	0.079	ug/L			06/04/15 17:17	1
Dichlorodifluoromethane	<0.50		0.50	0.34	ug/L			06/04/15 17:17	1
1,1-Dichloroethane	<0.50		0.50	0.078	ug/L			06/04/15 17:17	1
1,2-Dichloroethane	<0.50		0.50	0.086	ug/L			06/04/15 17:17	1
1,1-Dichloroethene	<0.50		0.50	0.15	ug/L			06/04/15 17:17	1
1,2-Dichloropropane	<0.50		0.50	0.096	ug/L			06/04/15 17:17	1
1,3-Dichloropropane	<0.50		0.50	0.10	ug/L			06/04/15 17:17	1
2,2-Dichloropropane	<0.50		0.50	0.20	ug/L			06/04/15 17:17	1
1,1-Dichloropropene	<0.50		0.50	0.095	ug/L			06/04/15 17:17	1
1,3-Dichloropropene, Total	<0.50		0.50	0.081	ug/L			06/04/15 17:17	1
Diisopropyl ether	<0.50		0.50	0.28	ug/L			06/04/15 17:17	1
Ethylbenzene	<0.50		0.50	0.099	ug/L			06/04/15 17:17	1
Ethylene Dibromide	<0.50		0.50	0.20	ug/L			06/04/15 17:17	1
Freon 113	<0.50		0.50	0.15	ug/L			06/04/15 17:17	1
Hexachlorobutadiene	<0.50		0.50	0.26	ug/L			06/04/15 17:17	1
2-Hexanone	<10		10	5.0	ug/L			06/04/15 17:17	1
Isopropylbenzene	<0.50		0.50	0.15	ug/L			06/04/15 17:17	1
4-Isopropyltoluene	<0.50		0.50	0.21	ug/L			06/04/15 17:17	1
Methylene Chloride	<0.50		0.50	0.20	ug/L			06/04/15 17:17	1
2-Butanone (MEK)	<10		10	5.0	ug/L			06/04/15 17:17	1
4-Methyl-2-pentanone (MIBK)	<10		10	5.0	ug/L			06/04/15 17:17	1
m-Xylene & p-Xylene	<0.50		0.50	0.15	ug/L			06/04/15 17:17	1
Naphthalene	<1.0		1.0	0.43	ug/L			06/04/15 17:17	1
n-Butylbenzene	<0.50		0.50	0.17	ug/L			06/04/15 17:17	1
N-Propylbenzene	<0.50		0.50	0.17	ug/L			06/04/15 17:17	1
o-Xylene	<0.50		0.50	0.086	ug/L			06/04/15 17:17	1
sec-Butylbenzene	<0.50		0.50	0.14	ug/L			06/04/15 17:17	1
Styrene	<0.50		0.50	0.089	ug/L			06/04/15 17:17	1

TestAmerica Savannah

Client Sample Results

Client: Weston Solutions, Inc.
Project/Site: Black & Decker

TestAmerica Job ID: 680-112950-1

Client Sample ID: Trip Blank

Lab Sample ID: 680-112950-1

Date Collected: 05/26/15 07:00

Matrix: Water

Date Received: 05/28/15 09:40

Method: 524.2 - Volatile Organic Compounds (GC/MS) (Continued)

Analyte	Result	Qualifier	RL	MDL	Unit	D	Prepared	Analyzed	Dil Fac
Tert-amyl methyl ether	<0.50		0.50	0.20	ug/L			06/04/15 17:17	1
tert-Butyl alcohol	<10		10	1.6	ug/L			06/04/15 17:17	1
tert-Butylbenzene	<0.50		0.50	0.14	ug/L			06/04/15 17:17	1
Tert-butyl ethyl ether	<0.50		0.50	0.26	ug/L			06/04/15 17:17	1
1,1,1,2-Tetrachloroethane	<0.50		0.50	0.24	ug/L			06/04/15 17:17	1
1,1,2,2-Tetrachloroethane	<0.50		0.50	0.13	ug/L			06/04/15 17:17	1
Tetrachloroethene	<0.50		0.50	0.18	ug/L			06/04/15 17:17	1
Toluene	<0.50		0.50	0.086	ug/L			06/04/15 17:17	1
trans-1,2-Dichloroethene	<0.50		0.50	0.090	ug/L			06/04/15 17:17	1
trans-1,3-Dichloropropene	<0.50		0.50	0.11	ug/L			06/04/15 17:17	1
1,2,3-Trichlorobenzene	<0.50		0.50	0.14	ug/L			06/04/15 17:17	1
1,2,4-Trichlorobenzene	<0.50		0.50	0.12	ug/L			06/04/15 17:17	1
1,1,1-Trichloroethane	<0.50		0.50	0.15	ug/L			06/04/15 17:17	1
1,1,2-Trichloroethane	<0.50		0.50	0.16	ug/L			06/04/15 17:17	1
Trichloroethene	<0.50		0.50	0.13	ug/L			06/04/15 17:17	1
Trichlorofluoromethane	<0.50		0.50	0.23	ug/L			06/04/15 17:17	1
1,2,3-Trichloropropane	<0.50		0.50	0.17	ug/L			06/04/15 17:17	1
Trihalomethanes, Total	<0.50		0.50	0.079	ug/L			06/04/15 17:17	1
1,2,4-Trimethylbenzene	<0.50		0.50	0.17	ug/L			06/04/15 17:17	1
1,3,5-Trimethylbenzene	<0.50		0.50	0.16	ug/L			06/04/15 17:17	1
Vinyl chloride	<0.50		0.50	0.16	ug/L			06/04/15 17:17	1
Xylenes, Total	<0.50		0.50	0.086	ug/L			06/04/15 17:17	1

Surrogate	%Recovery	Qualifier	Limits	Prepared	Analyzed	Dil Fac
4-Bromofluorobenzene	112		70 - 130		06/04/15 17:17	1
1,2-Dichlorobenzene-d4	114		70 - 130		06/04/15 17:17	1

Client Sample Results

Client: Weston Solutions, Inc.
Project/Site: Black & Decker

TestAmerica Job ID: 680-112950-1

Client Sample ID: RFW-20

Lab Sample ID: 680-112950-2

Date Collected: 05/26/15 09:10

Matrix: Water

Date Received: 05/28/15 09:40

Method: 524.2 - Volatile Organic Compounds (GC/MS)

Analyte	Result	Qualifier	RL	MDL	Unit	D	Prepared	Analyzed	Dil Fac
Acetone	<10		10	5.0	ug/L			06/04/15 17:40	1
Benzene	<0.50		0.50	0.082	ug/L			06/04/15 17:40	1
Bromobenzene	<0.50		0.50	0.091	ug/L			06/04/15 17:40	1
Bromoform	<0.50		0.50	0.17	ug/L			06/04/15 17:40	1
Bromomethane	<1.0		1.0	0.20	ug/L			06/04/15 17:40	1
Carbon tetrachloride	<0.50		0.50	0.11	ug/L			06/04/15 17:40	1
Chlorobenzene	<0.50		0.50	0.14	ug/L			06/04/15 17:40	1
Chlorobromomethane	<0.50		0.50	0.30	ug/L			06/04/15 17:40	1
Chlorodibromomethane	<0.50		0.50	0.13	ug/L			06/04/15 17:40	1
Chloroethane	<1.0		1.0	0.22	ug/L			06/04/15 17:40	1
Chloroform	<0.50		0.50	0.20	ug/L			06/04/15 17:40	1
Chloromethane	<0.50		0.50	0.15	ug/L			06/04/15 17:40	1
2-Chlorotoluene	<0.50		0.50	0.11	ug/L			06/04/15 17:40	1
4-Chlorotoluene	<0.50		0.50	0.13	ug/L			06/04/15 17:40	1
cis-1,2-Dichloroethene	<0.50		0.50	0.090	ug/L			06/04/15 17:40	1
cis-1,3-Dichloropropene	<0.50		0.50	0.081	ug/L			06/04/15 17:40	1
1,2-Dibromo-3-Chloropropane	<0.50		0.50	0.30	ug/L			06/04/15 17:40	1
Dibromomethane	<0.50		0.50	0.16	ug/L			06/04/15 17:40	1
1,2-Dichlorobenzene	<0.50		0.50	0.16	ug/L			06/04/15 17:40	1
1,3-Dichlorobenzene	<0.50		0.50	0.11	ug/L			06/04/15 17:40	1
1,4-Dichlorobenzene	<0.50		0.50	0.13	ug/L			06/04/15 17:40	1
Dichlorobromomethane	<0.50		0.50	0.079	ug/L			06/04/15 17:40	1
Dichlorodifluoromethane	<0.50		0.50	0.34	ug/L			06/04/15 17:40	1
1,1-Dichloroethane	<0.50		0.50	0.078	ug/L			06/04/15 17:40	1
1,2-Dichloroethane	<0.50		0.50	0.086	ug/L			06/04/15 17:40	1
1,1-Dichloroethene	<0.50		0.50	0.15	ug/L			06/04/15 17:40	1
1,2-Dichloropropane	<0.50		0.50	0.096	ug/L			06/04/15 17:40	1
1,3-Dichloropropane	<0.50		0.50	0.10	ug/L			06/04/15 17:40	1
2,2-Dichloropropane	<0.50		0.50	0.20	ug/L			06/04/15 17:40	1
1,1-Dichloropropene	<0.50		0.50	0.095	ug/L			06/04/15 17:40	1
1,3-Dichloropropene, Total	<0.50		0.50	0.081	ug/L			06/04/15 17:40	1
Diisopropyl ether	<0.50		0.50	0.28	ug/L			06/04/15 17:40	1
Ethylbenzene	<0.50		0.50	0.099	ug/L			06/04/15 17:40	1
Ethylene Dibromide	<0.50		0.50	0.20	ug/L			06/04/15 17:40	1
Freon 113	<0.50		0.50	0.15	ug/L			06/04/15 17:40	1
Hexachlorobutadiene	<0.50		0.50	0.26	ug/L			06/04/15 17:40	1
2-Hexanone	<10		10	5.0	ug/L			06/04/15 17:40	1
Isopropylbenzene	<0.50		0.50	0.15	ug/L			06/04/15 17:40	1
4-Isopropyltoluene	<0.50		0.50	0.21	ug/L			06/04/15 17:40	1
Methylene Chloride	<0.50		0.50	0.20	ug/L			06/04/15 17:40	1
2-Butanone (MEK)	<10		10	5.0	ug/L			06/04/15 17:40	1
4-Methyl-2-pentanone (MIBK)	<10		10	5.0	ug/L			06/04/15 17:40	1
m-Xylene & p-Xylene	<0.50		0.50	0.15	ug/L			06/04/15 17:40	1
Naphthalene	<1.0		1.0	0.43	ug/L			06/04/15 17:40	1
n-Butylbenzene	<0.50		0.50	0.17	ug/L			06/04/15 17:40	1
N-Propylbenzene	<0.50		0.50	0.17	ug/L			06/04/15 17:40	1
o-Xylene	<0.50		0.50	0.086	ug/L			06/04/15 17:40	1
sec-Butylbenzene	<0.50		0.50	0.14	ug/L			06/04/15 17:40	1
Styrene	<0.50		0.50	0.089	ug/L			06/04/15 17:40	1

TestAmerica Savannah

Client Sample Results

Client: Weston Solutions, Inc.
Project/Site: Black & Decker

TestAmerica Job ID: 680-112950-1

Client Sample ID: RFW-20

Lab Sample ID: 680-112950-2

Date Collected: 05/26/15 09:10

Matrix: Water

Date Received: 05/28/15 09:40

Method: 524.2 - Volatile Organic Compounds (GC/MS) (Continued)

Analyte	Result	Qualifier	RL	MDL	Unit	D	Prepared	Analyzed	Dil Fac
Tert-amyl methyl ether	<0.50		0.50	0.20	ug/L			06/04/15 17:40	1
tert-Butyl alcohol	<10		10	1.6	ug/L			06/04/15 17:40	1
tert-Butylbenzene	<0.50		0.50	0.14	ug/L			06/04/15 17:40	1
Tert-butyl ethyl ether	<0.50		0.50	0.26	ug/L			06/04/15 17:40	1
1,1,1,2-Tetrachloroethane	<0.50		0.50	0.24	ug/L			06/04/15 17:40	1
1,1,2,2-Tetrachloroethane	<0.50		0.50	0.13	ug/L			06/04/15 17:40	1
Tetrachloroethene	<0.50		0.50	0.18	ug/L			06/04/15 17:40	1
Toluene	<0.50		0.50	0.086	ug/L			06/04/15 17:40	1
trans-1,2-Dichloroethene	<0.50		0.50	0.090	ug/L			06/04/15 17:40	1
trans-1,3-Dichloropropene	<0.50		0.50	0.11	ug/L			06/04/15 17:40	1
1,2,3-Trichlorobenzene	<0.50		0.50	0.14	ug/L			06/04/15 17:40	1
1,2,4-Trichlorobenzene	<0.50		0.50	0.12	ug/L			06/04/15 17:40	1
1,1,1-Trichloroethane	<0.50		0.50	0.15	ug/L			06/04/15 17:40	1
1,1,2-Trichloroethane	<0.50		0.50	0.16	ug/L			06/04/15 17:40	1
Trichloroethene	<0.50		0.50	0.13	ug/L			06/04/15 17:40	1
Trichlorofluoromethane	<0.50		0.50	0.23	ug/L			06/04/15 17:40	1
1,2,3-Trichloropropane	<0.50		0.50	0.17	ug/L			06/04/15 17:40	1
Trihalomethanes, Total	<0.50		0.50	0.079	ug/L			06/04/15 17:40	1
1,2,4-Trimethylbenzene	<0.50		0.50	0.17	ug/L			06/04/15 17:40	1
1,3,5-Trimethylbenzene	<0.50		0.50	0.16	ug/L			06/04/15 17:40	1
Vinyl chloride	<0.50		0.50	0.16	ug/L			06/04/15 17:40	1
Xylenes, Total	<0.50		0.50	0.086	ug/L			06/04/15 17:40	1
Surrogate	%Recovery	Qualifier	Limits				Prepared	Analyzed	Dil Fac
4-Bromofluorobenzene	99		70 - 130					06/04/15 17:40	1
1,2-Dichlorobenzene-d4	96		70 - 130					06/04/15 17:40	1

Client Sample Results

Client: Weston Solutions, Inc.
Project/Site: Black & Decker

TestAmerica Job ID: 680-112950-1

Client Sample ID: RFW-21

Lab Sample ID: 680-112950-3

Date Collected: 05/26/15 08:10

Matrix: Water

Date Received: 05/28/15 09:40

Method: 524.2 - Volatile Organic Compounds (GC/MS)

Analyte	Result	Qualifier	RL	MDL	Unit	D	Prepared	Analyzed	Dil Fac
Acetone	<10		10	5.0	ug/L			06/04/15 18:02	1
Benzene	<0.50		0.50	0.082	ug/L			06/04/15 18:02	1
Bromobenzene	<0.50		0.50	0.091	ug/L			06/04/15 18:02	1
Bromoform	<0.50		0.50	0.17	ug/L			06/04/15 18:02	1
Bromomethane	<1.0		1.0	0.20	ug/L			06/04/15 18:02	1
Carbon tetrachloride	<0.50		0.50	0.11	ug/L			06/04/15 18:02	1
Chlorobenzene	<0.50		0.50	0.14	ug/L			06/04/15 18:02	1
Chlorobromomethane	<0.50		0.50	0.30	ug/L			06/04/15 18:02	1
Chlorodibromomethane	<0.50		0.50	0.13	ug/L			06/04/15 18:02	1
Chloroethane	<1.0		1.0	0.22	ug/L			06/04/15 18:02	1
Chloroform	<0.50		0.50	0.20	ug/L			06/04/15 18:02	1
Chloromethane	<0.50		0.50	0.15	ug/L			06/04/15 18:02	1
2-Chlorotoluene	<0.50		0.50	0.11	ug/L			06/04/15 18:02	1
4-Chlorotoluene	<0.50		0.50	0.13	ug/L			06/04/15 18:02	1
cis-1,2-Dichloroethene	<0.50		0.50	0.090	ug/L			06/04/15 18:02	1
cis-1,3-Dichloropropene	<0.50		0.50	0.081	ug/L			06/04/15 18:02	1
1,2-Dibromo-3-Chloropropane	<0.50		0.50	0.30	ug/L			06/04/15 18:02	1
Dibromomethane	<0.50		0.50	0.16	ug/L			06/04/15 18:02	1
1,2-Dichlorobenzene	<0.50		0.50	0.16	ug/L			06/04/15 18:02	1
1,3-Dichlorobenzene	<0.50		0.50	0.11	ug/L			06/04/15 18:02	1
1,4-Dichlorobenzene	<0.50		0.50	0.13	ug/L			06/04/15 18:02	1
Dichlorobromomethane	<0.50		0.50	0.079	ug/L			06/04/15 18:02	1
Dichlorodifluoromethane	<0.50		0.50	0.34	ug/L			06/04/15 18:02	1
1,1-Dichloroethane	<0.50		0.50	0.078	ug/L			06/04/15 18:02	1
1,2-Dichloroethane	<0.50		0.50	0.086	ug/L			06/04/15 18:02	1
1,1-Dichloroethene	<0.50		0.50	0.15	ug/L			06/04/15 18:02	1
1,2-Dichloropropane	<0.50		0.50	0.096	ug/L			06/04/15 18:02	1
1,3-Dichloropropane	<0.50		0.50	0.10	ug/L			06/04/15 18:02	1
2,2-Dichloropropane	<0.50		0.50	0.20	ug/L			06/04/15 18:02	1
1,1-Dichloropropene	<0.50		0.50	0.095	ug/L			06/04/15 18:02	1
1,3-Dichloropropene, Total	<0.50		0.50	0.081	ug/L			06/04/15 18:02	1
Diisopropyl ether	<0.50		0.50	0.28	ug/L			06/04/15 18:02	1
Ethylbenzene	<0.50		0.50	0.099	ug/L			06/04/15 18:02	1
Ethylene Dibromide	<0.50		0.50	0.20	ug/L			06/04/15 18:02	1
Freon 113	<0.50		0.50	0.15	ug/L			06/04/15 18:02	1
Hexachlorobutadiene	<0.50		0.50	0.26	ug/L			06/04/15 18:02	1
2-Hexanone	<10		10	5.0	ug/L			06/04/15 18:02	1
Isopropylbenzene	<0.50		0.50	0.15	ug/L			06/04/15 18:02	1
4-Isopropyltoluene	<0.50		0.50	0.21	ug/L			06/04/15 18:02	1
Methylene Chloride	<0.50		0.50	0.20	ug/L			06/04/15 18:02	1
2-Butanone (MEK)	<10		10	5.0	ug/L			06/04/15 18:02	1
4-Methyl-2-pentanone (MIBK)	<10		10	5.0	ug/L			06/04/15 18:02	1
m-Xylene & p-Xylene	<0.50		0.50	0.15	ug/L			06/04/15 18:02	1
Naphthalene	<1.0		1.0	0.43	ug/L			06/04/15 18:02	1
n-Butylbenzene	<0.50		0.50	0.17	ug/L			06/04/15 18:02	1
N-Propylbenzene	<0.50		0.50	0.17	ug/L			06/04/15 18:02	1
o-Xylene	<0.50		0.50	0.086	ug/L			06/04/15 18:02	1
sec-Butylbenzene	<0.50		0.50	0.14	ug/L			06/04/15 18:02	1
Styrene	<0.50		0.50	0.089	ug/L			06/04/15 18:02	1

TestAmerica Savannah

Client Sample Results

Client: Weston Solutions, Inc.
Project/Site: Black & Decker

TestAmerica Job ID: 680-112950-1

Client Sample ID: RFW-21

Lab Sample ID: 680-112950-3

Date Collected: 05/26/15 08:10

Matrix: Water

Date Received: 05/28/15 09:40

Method: 524.2 - Volatile Organic Compounds (GC/MS) (Continued)

Analyte	Result	Qualifier	RL	MDL	Unit	D	Prepared	Analyzed	Dil Fac
Tert-amyl methyl ether	<0.50		0.50	0.20	ug/L			06/04/15 18:02	1
tert-Butyl alcohol	<10		10	1.6	ug/L			06/04/15 18:02	1
tert-Butylbenzene	<0.50		0.50	0.14	ug/L			06/04/15 18:02	1
Tert-butyl ethyl ether	<0.50		0.50	0.26	ug/L			06/04/15 18:02	1
1,1,1,2-Tetrachloroethane	<0.50		0.50	0.24	ug/L			06/04/15 18:02	1
1,1,2,2-Tetrachloroethane	<0.50		0.50	0.13	ug/L			06/04/15 18:02	1
Tetrachloroethene	<0.50		0.50	0.18	ug/L			06/04/15 18:02	1
Toluene	<0.50		0.50	0.086	ug/L			06/04/15 18:02	1
trans-1,2-Dichloroethene	<0.50		0.50	0.090	ug/L			06/04/15 18:02	1
trans-1,3-Dichloropropene	<0.50		0.50	0.11	ug/L			06/04/15 18:02	1
1,2,3-Trichlorobenzene	<0.50		0.50	0.14	ug/L			06/04/15 18:02	1
1,2,4-Trichlorobenzene	<0.50		0.50	0.12	ug/L			06/04/15 18:02	1
1,1,1-Trichloroethane	<0.50		0.50	0.15	ug/L			06/04/15 18:02	1
1,1,2-Trichloroethane	<0.50		0.50	0.16	ug/L			06/04/15 18:02	1
Trichloroethene	<0.50		0.50	0.13	ug/L			06/04/15 18:02	1
Trichlorofluoromethane	<0.50		0.50	0.23	ug/L			06/04/15 18:02	1
1,2,3-Trichloropropane	<0.50		0.50	0.17	ug/L			06/04/15 18:02	1
Trihalomethanes, Total	<0.50		0.50	0.079	ug/L			06/04/15 18:02	1
1,2,4-Trimethylbenzene	<0.50		0.50	0.17	ug/L			06/04/15 18:02	1
1,3,5-Trimethylbenzene	<0.50		0.50	0.16	ug/L			06/04/15 18:02	1
Vinyl chloride	<0.50		0.50	0.16	ug/L			06/04/15 18:02	1
Xylenes, Total	<0.50		0.50	0.086	ug/L			06/04/15 18:02	1

Surrogate	%Recovery	Qualifier	Limits	Prepared	Analyzed	Dil Fac
4-Bromofluorobenzene	98		70 - 130		06/04/15 18:02	1
1,2-Dichlorobenzene-d4	93		70 - 130		06/04/15 18:02	1

Client Sample Results

Client: Weston Solutions, Inc.
Project/Site: Black & Decker

TestAmerica Job ID: 680-112950-1

Client Sample ID: HAMP-22

Lab Sample ID: 680-112950-4

Date Collected: 05/27/15 10:30

Matrix: Water

Date Received: 05/28/15 09:40

Method: 524.2 - Volatile Organic Compounds (GC/MS)

Analyte	Result	Qualifier	RL	MDL	Unit	D	Prepared	Analyzed	Dil Fac
Acetone	<10		10	5.0	ug/L			06/04/15 18:25	1
Benzene	<0.50		0.50	0.082	ug/L			06/04/15 18:25	1
Bromobenzene	<0.50		0.50	0.091	ug/L			06/04/15 18:25	1
Bromoform	<0.50		0.50	0.17	ug/L			06/04/15 18:25	1
Bromomethane	<1.0		1.0	0.20	ug/L			06/04/15 18:25	1
Carbon tetrachloride	<0.50		0.50	0.11	ug/L			06/04/15 18:25	1
Chlorobenzene	<0.50		0.50	0.14	ug/L			06/04/15 18:25	1
Chlorobromomethane	<0.50		0.50	0.30	ug/L			06/04/15 18:25	1
Chlorodibromomethane	<0.50		0.50	0.13	ug/L			06/04/15 18:25	1
Chloroethane	<1.0		1.0	0.22	ug/L			06/04/15 18:25	1
Chloroform	<0.50		0.50	0.20	ug/L			06/04/15 18:25	1
Chloromethane	<0.50		0.50	0.15	ug/L			06/04/15 18:25	1
2-Chlorotoluene	<0.50		0.50	0.11	ug/L			06/04/15 18:25	1
4-Chlorotoluene	<0.50		0.50	0.13	ug/L			06/04/15 18:25	1
cis-1,2-Dichloroethene	<0.50		0.50	0.090	ug/L			06/04/15 18:25	1
cis-1,3-Dichloropropene	<0.50		0.50	0.081	ug/L			06/04/15 18:25	1
1,2-Dibromo-3-Chloropropane	<0.50		0.50	0.30	ug/L			06/04/15 18:25	1
Dibromomethane	<0.50		0.50	0.16	ug/L			06/04/15 18:25	1
1,2-Dichlorobenzene	<0.50		0.50	0.16	ug/L			06/04/15 18:25	1
1,3-Dichlorobenzene	<0.50		0.50	0.11	ug/L			06/04/15 18:25	1
1,4-Dichlorobenzene	<0.50		0.50	0.13	ug/L			06/04/15 18:25	1
Dichlorobromomethane	<0.50		0.50	0.079	ug/L			06/04/15 18:25	1
Dichlorodifluoromethane	<0.50		0.50	0.34	ug/L			06/04/15 18:25	1
1,1-Dichloroethane	<0.50		0.50	0.078	ug/L			06/04/15 18:25	1
1,2-Dichloroethane	<0.50		0.50	0.086	ug/L			06/04/15 18:25	1
1,1-Dichloroethene	<0.50		0.50	0.15	ug/L			06/04/15 18:25	1
1,2-Dichloropropane	<0.50		0.50	0.096	ug/L			06/04/15 18:25	1
1,3-Dichloropropane	<0.50		0.50	0.10	ug/L			06/04/15 18:25	1
2,2-Dichloropropane	<0.50		0.50	0.20	ug/L			06/04/15 18:25	1
1,1-Dichloropropene	<0.50		0.50	0.095	ug/L			06/04/15 18:25	1
1,3-Dichloropropene, Total	<0.50		0.50	0.081	ug/L			06/04/15 18:25	1
Diisopropyl ether	<0.50		0.50	0.28	ug/L			06/04/15 18:25	1
Ethylbenzene	<0.50		0.50	0.099	ug/L			06/04/15 18:25	1
Ethylene Dibromide	<0.50		0.50	0.20	ug/L			06/04/15 18:25	1
Freon 113	<0.50		0.50	0.15	ug/L			06/04/15 18:25	1
Hexachlorobutadiene	<0.50		0.50	0.26	ug/L			06/04/15 18:25	1
2-Hexanone	<10		10	5.0	ug/L			06/04/15 18:25	1
Isopropylbenzene	<0.50		0.50	0.15	ug/L			06/04/15 18:25	1
4-Isopropyltoluene	<0.50		0.50	0.21	ug/L			06/04/15 18:25	1
Methylene Chloride	<0.50		0.50	0.20	ug/L			06/04/15 18:25	1
2-Butanone (MEK)	<10		10	5.0	ug/L			06/04/15 18:25	1
4-Methyl-2-pentanone (MIBK)	<10		10	5.0	ug/L			06/04/15 18:25	1
m-Xylene & p-Xylene	<0.50		0.50	0.15	ug/L			06/04/15 18:25	1
Naphthalene	<1.0		1.0	0.43	ug/L			06/04/15 18:25	1
n-Butylbenzene	<0.50		0.50	0.17	ug/L			06/04/15 18:25	1
N-Propylbenzene	<0.50		0.50	0.17	ug/L			06/04/15 18:25	1
o-Xylene	<0.50		0.50	0.086	ug/L			06/04/15 18:25	1
sec-Butylbenzene	<0.50		0.50	0.14	ug/L			06/04/15 18:25	1
Styrene	<0.50		0.50	0.089	ug/L			06/04/15 18:25	1

TestAmerica Savannah

Client Sample Results

Client: Weston Solutions, Inc.
Project/Site: Black & Decker

TestAmerica Job ID: 680-112950-1

Client Sample ID: HAMP-22

Lab Sample ID: 680-112950-4

Date Collected: 05/27/15 10:30

Matrix: Water

Date Received: 05/28/15 09:40

Method: 524.2 - Volatile Organic Compounds (GC/MS) (Continued)

Analyte	Result	Qualifier	RL	MDL	Unit	D	Prepared	Analyzed	Dil Fac
Tert-amyl methyl ether	<0.50		0.50	0.20	ug/L			06/04/15 18:25	1
tert-Butyl alcohol	<10		10	1.6	ug/L			06/04/15 18:25	1
tert-Butylbenzene	<0.50		0.50	0.14	ug/L			06/04/15 18:25	1
Tert-butyl ethyl ether	<0.50		0.50	0.26	ug/L			06/04/15 18:25	1
1,1,1,2-Tetrachloroethane	<0.50		0.50	0.24	ug/L			06/04/15 18:25	1
1,1,2,2-Tetrachloroethane	<0.50		0.50	0.13	ug/L			06/04/15 18:25	1
Tetrachloroethene	<0.50		0.50	0.18	ug/L			06/04/15 18:25	1
Toluene	<0.50		0.50	0.086	ug/L			06/04/15 18:25	1
trans-1,2-Dichloroethene	<0.50		0.50	0.090	ug/L			06/04/15 18:25	1
trans-1,3-Dichloropropene	<0.50		0.50	0.11	ug/L			06/04/15 18:25	1
1,2,3-Trichlorobenzene	<0.50		0.50	0.14	ug/L			06/04/15 18:25	1
1,2,4-Trichlorobenzene	<0.50		0.50	0.12	ug/L			06/04/15 18:25	1
1,1,1-Trichloroethane	<0.50		0.50	0.15	ug/L			06/04/15 18:25	1
1,1,2-Trichloroethane	<0.50		0.50	0.16	ug/L			06/04/15 18:25	1
Trichloroethene	0.40	J	0.50	0.13	ug/L			06/04/15 18:25	1
Trichlorofluoromethane	<0.50		0.50	0.23	ug/L			06/04/15 18:25	1
1,2,3-Trichloropropane	<0.50		0.50	0.17	ug/L			06/04/15 18:25	1
Trihalomethanes, Total	<0.50		0.50	0.079	ug/L			06/04/15 18:25	1
1,2,4-Trimethylbenzene	<0.50		0.50	0.17	ug/L			06/04/15 18:25	1
1,3,5-Trimethylbenzene	<0.50		0.50	0.16	ug/L			06/04/15 18:25	1
Vinyl chloride	<0.50		0.50	0.16	ug/L			06/04/15 18:25	1
Xylenes, Total	<0.50		0.50	0.086	ug/L			06/04/15 18:25	1

Surrogate	%Recovery	Qualifier	Limits	Prepared	Analyzed	Dil Fac
4-Bromofluorobenzene	107		70 - 130		06/04/15 18:25	1
1,2-Dichlorobenzene-d4	108		70 - 130		06/04/15 18:25	1

Client Sample Results

Client: Weston Solutions, Inc.
Project/Site: Black & Decker

TestAmerica Job ID: 680-112950-1

Client Sample ID: HAMP-23

Lab Sample ID: 680-112950-5

Date Collected: 05/27/15 10:40

Matrix: Water

Date Received: 05/28/15 09:40

Method: 524.2 - Volatile Organic Compounds (GC/MS)

Analyte	Result	Qualifier	RL	MDL	Unit	D	Prepared	Analyzed	Dil Fac
Acetone	<10		10	5.0	ug/L			06/04/15 19:10	1
Benzene	<0.50		0.50	0.082	ug/L			06/04/15 19:10	1
Bromobenzene	<0.50		0.50	0.091	ug/L			06/04/15 19:10	1
Bromoform	<0.50		0.50	0.17	ug/L			06/04/15 19:10	1
Bromomethane	<1.0		1.0	0.20	ug/L			06/04/15 19:10	1
Carbon tetrachloride	<0.50		0.50	0.11	ug/L			06/04/15 19:10	1
Chlorobenzene	<0.50		0.50	0.14	ug/L			06/04/15 19:10	1
Chlorobromomethane	<0.50		0.50	0.30	ug/L			06/04/15 19:10	1
Chlorodibromomethane	<0.50		0.50	0.13	ug/L			06/04/15 19:10	1
Chloroethane	<1.0		1.0	0.22	ug/L			06/04/15 19:10	1
Chloroform	<0.50		0.50	0.20	ug/L			06/04/15 19:10	1
Chloromethane	<0.50		0.50	0.15	ug/L			06/04/15 19:10	1
2-Chlorotoluene	<0.50		0.50	0.11	ug/L			06/04/15 19:10	1
4-Chlorotoluene	<0.50		0.50	0.13	ug/L			06/04/15 19:10	1
cis-1,2-Dichloroethene	<0.50		0.50	0.090	ug/L			06/04/15 19:10	1
cis-1,3-Dichloropropene	<0.50		0.50	0.081	ug/L			06/04/15 19:10	1
1,2-Dibromo-3-Chloropropane	<0.50		0.50	0.30	ug/L			06/04/15 19:10	1
Dibromomethane	<0.50		0.50	0.16	ug/L			06/04/15 19:10	1
1,2-Dichlorobenzene	<0.50		0.50	0.16	ug/L			06/04/15 19:10	1
1,3-Dichlorobenzene	<0.50		0.50	0.11	ug/L			06/04/15 19:10	1
1,4-Dichlorobenzene	<0.50		0.50	0.13	ug/L			06/04/15 19:10	1
Dichlorobromomethane	<0.50		0.50	0.079	ug/L			06/04/15 19:10	1
Dichlorodifluoromethane	<0.50		0.50	0.34	ug/L			06/04/15 19:10	1
1,1-Dichloroethane	<0.50		0.50	0.078	ug/L			06/04/15 19:10	1
1,2-Dichloroethane	<0.50		0.50	0.086	ug/L			06/04/15 19:10	1
1,1-Dichloroethene	<0.50		0.50	0.15	ug/L			06/04/15 19:10	1
1,2-Dichloropropane	<0.50		0.50	0.096	ug/L			06/04/15 19:10	1
1,3-Dichloropropane	<0.50		0.50	0.10	ug/L			06/04/15 19:10	1
2,2-Dichloropropane	<0.50		0.50	0.20	ug/L			06/04/15 19:10	1
1,1-Dichloropropene	<0.50		0.50	0.095	ug/L			06/04/15 19:10	1
1,3-Dichloropropene, Total	<0.50		0.50	0.081	ug/L			06/04/15 19:10	1
Diisopropyl ether	<0.50		0.50	0.28	ug/L			06/04/15 19:10	1
Ethylbenzene	<0.50		0.50	0.099	ug/L			06/04/15 19:10	1
Ethylene Dibromide	<0.50		0.50	0.20	ug/L			06/04/15 19:10	1
Freon 113	<0.50		0.50	0.15	ug/L			06/04/15 19:10	1
Hexachlorobutadiene	<0.50		0.50	0.26	ug/L			06/04/15 19:10	1
2-Hexanone	<10		10	5.0	ug/L			06/04/15 19:10	1
Isopropylbenzene	<0.50		0.50	0.15	ug/L			06/04/15 19:10	1
4-Isopropyltoluene	<0.50		0.50	0.21	ug/L			06/04/15 19:10	1
Methylene Chloride	<0.50		0.50	0.20	ug/L			06/04/15 19:10	1
2-Butanone (MEK)	<10		10	5.0	ug/L			06/04/15 19:10	1
4-Methyl-2-pentanone (MIBK)	<10		10	5.0	ug/L			06/04/15 19:10	1
m-Xylene & p-Xylene	<0.50		0.50	0.15	ug/L			06/04/15 19:10	1
Naphthalene	<1.0		1.0	0.43	ug/L			06/04/15 19:10	1
n-Butylbenzene	<0.50		0.50	0.17	ug/L			06/04/15 19:10	1
N-Propylbenzene	<0.50		0.50	0.17	ug/L			06/04/15 19:10	1
o-Xylene	<0.50		0.50	0.086	ug/L			06/04/15 19:10	1
sec-Butylbenzene	<0.50		0.50	0.14	ug/L			06/04/15 19:10	1
Styrene	<0.50		0.50	0.089	ug/L			06/04/15 19:10	1

TestAmerica Savannah

Client Sample Results

Client: Weston Solutions, Inc.
Project/Site: Black & Decker

TestAmerica Job ID: 680-112950-1

Client Sample ID: HAMP-23

Lab Sample ID: 680-112950-5

Date Collected: 05/27/15 10:40

Matrix: Water

Date Received: 05/28/15 09:40

Method: 524.2 - Volatile Organic Compounds (GC/MS) (Continued)

Analyte	Result	Qualifier	RL	MDL	Unit	D	Prepared	Analyzed	Dil Fac
Tert-amyl methyl ether	<0.50		0.50	0.20	ug/L			06/04/15 19:10	1
tert-Butyl alcohol	<10		10	1.6	ug/L			06/04/15 19:10	1
tert-Butylbenzene	<0.50		0.50	0.14	ug/L			06/04/15 19:10	1
Tert-butyl ethyl ether	<0.50		0.50	0.26	ug/L			06/04/15 19:10	1
1,1,1,2-Tetrachloroethane	<0.50		0.50	0.24	ug/L			06/04/15 19:10	1
1,1,2,2-Tetrachloroethane	<0.50		0.50	0.13	ug/L			06/04/15 19:10	1
Tetrachloroethene	<0.50		0.50	0.18	ug/L			06/04/15 19:10	1
Toluene	<0.50		0.50	0.086	ug/L			06/04/15 19:10	1
trans-1,2-Dichloroethene	<0.50		0.50	0.090	ug/L			06/04/15 19:10	1
trans-1,3-Dichloropropene	<0.50		0.50	0.11	ug/L			06/04/15 19:10	1
1,2,3-Trichlorobenzene	<0.50		0.50	0.14	ug/L			06/04/15 19:10	1
1,2,4-Trichlorobenzene	<0.50		0.50	0.12	ug/L			06/04/15 19:10	1
1,1,1-Trichloroethane	<0.50		0.50	0.15	ug/L			06/04/15 19:10	1
1,1,2-Trichloroethane	<0.50		0.50	0.16	ug/L			06/04/15 19:10	1
Trichloroethene	<0.50		0.50	0.13	ug/L			06/04/15 19:10	1
Trichlorofluoromethane	<0.50		0.50	0.23	ug/L			06/04/15 19:10	1
1,2,3-Trichloropropane	<0.50		0.50	0.17	ug/L			06/04/15 19:10	1
Trihalomethanes, Total	<0.50		0.50	0.079	ug/L			06/04/15 19:10	1
1,2,4-Trimethylbenzene	<0.50		0.50	0.17	ug/L			06/04/15 19:10	1
1,3,5-Trimethylbenzene	<0.50		0.50	0.16	ug/L			06/04/15 19:10	1
Vinyl chloride	<0.50		0.50	0.16	ug/L			06/04/15 19:10	1
Xylenes, Total	<0.50		0.50	0.086	ug/L			06/04/15 19:10	1

Surrogate	%Recovery	Qualifier	Limits	Prepared	Analyzed	Dil Fac
4-Bromofluorobenzene	97		70 - 130		06/04/15 19:10	1
1,2-Dichlorobenzene-d4	94		70 - 130		06/04/15 19:10	1

QC Sample Results

Client: Weston Solutions, Inc.
Project/Site: Black & Decker

TestAmerica Job ID: 680-112950-1

Method: 524.2 - Volatile Organic Compounds (GC/MS)

Lab Sample ID: MB 680-385956/11
Matrix: Water
Analysis Batch: 385956

Client Sample ID: Method Blank
Prep Type: Total/NA

Analyte	MB Result	MB Qualifier	RL	MDL	Unit	D	Prepared	Analyzed	Dil Fac
Acetone	<10		10	5.0	ug/L			06/04/15 11:57	1
Benzene	<0.50		0.50	0.082	ug/L			06/04/15 11:57	1
Bromobenzene	<0.50		0.50	0.091	ug/L			06/04/15 11:57	1
Bromoform	<0.50		0.50	0.17	ug/L			06/04/15 11:57	1
Bromomethane	<1.0		1.0	0.20	ug/L			06/04/15 11:57	1
Carbon tetrachloride	<0.50		0.50	0.11	ug/L			06/04/15 11:57	1
Chlorobenzene	<0.50		0.50	0.14	ug/L			06/04/15 11:57	1
Chlorobromomethane	<0.50		0.50	0.30	ug/L			06/04/15 11:57	1
Chlorodibromomethane	<0.50		0.50	0.13	ug/L			06/04/15 11:57	1
Chloroethane	<1.0		1.0	0.22	ug/L			06/04/15 11:57	1
Chloroform	<0.50		0.50	0.20	ug/L			06/04/15 11:57	1
Chloromethane	<0.50		0.50	0.15	ug/L			06/04/15 11:57	1
2-Chlorotoluene	<0.50		0.50	0.11	ug/L			06/04/15 11:57	1
4-Chlorotoluene	<0.50		0.50	0.13	ug/L			06/04/15 11:57	1
cis-1,2-Dichloroethene	<0.50		0.50	0.090	ug/L			06/04/15 11:57	1
cis-1,3-Dichloropropene	<0.50		0.50	0.081	ug/L			06/04/15 11:57	1
1,2-Dibromo-3-Chloropropane	<0.50		0.50	0.30	ug/L			06/04/15 11:57	1
Dibromomethane	<0.50		0.50	0.16	ug/L			06/04/15 11:57	1
1,2-Dichlorobenzene	<0.50		0.50	0.16	ug/L			06/04/15 11:57	1
1,3-Dichlorobenzene	<0.50		0.50	0.11	ug/L			06/04/15 11:57	1
1,4-Dichlorobenzene	<0.50		0.50	0.13	ug/L			06/04/15 11:57	1
Dichlorobromomethane	<0.50		0.50	0.079	ug/L			06/04/15 11:57	1
Dichlorodifluoromethane	<0.50		0.50	0.34	ug/L			06/04/15 11:57	1
1,1-Dichloroethane	<0.50		0.50	0.078	ug/L			06/04/15 11:57	1
1,2-Dichloroethane	<0.50		0.50	0.086	ug/L			06/04/15 11:57	1
1,1-Dichloroethene	<0.50		0.50	0.15	ug/L			06/04/15 11:57	1
1,2-Dichloropropane	<0.50		0.50	0.096	ug/L			06/04/15 11:57	1
1,3-Dichloropropane	<0.50		0.50	0.10	ug/L			06/04/15 11:57	1
2,2-Dichloropropane	<0.50		0.50	0.20	ug/L			06/04/15 11:57	1
1,1-Dichloropropene	<0.50		0.50	0.095	ug/L			06/04/15 11:57	1
1,3-Dichloropropene, Total	<0.50		0.50	0.081	ug/L			06/04/15 11:57	1
Diisopropyl ether	<0.50		0.50	0.28	ug/L			06/04/15 11:57	1
Ethylbenzene	<0.50		0.50	0.099	ug/L			06/04/15 11:57	1
Ethylene Dibromide	<0.50		0.50	0.20	ug/L			06/04/15 11:57	1
Freon 113	<0.50		0.50	0.15	ug/L			06/04/15 11:57	1
Hexachlorobutadiene	<0.50		0.50	0.26	ug/L			06/04/15 11:57	1
2-Hexanone	<10		10	5.0	ug/L			06/04/15 11:57	1
Isopropylbenzene	<0.50		0.50	0.15	ug/L			06/04/15 11:57	1
4-Isopropyltoluene	<0.50		0.50	0.21	ug/L			06/04/15 11:57	1
Methylene Chloride	<0.50		0.50	0.20	ug/L			06/04/15 11:57	1
2-Butanone (MEK)	<10		10	5.0	ug/L			06/04/15 11:57	1
4-Methyl-2-pentanone (MIBK)	<10		10	5.0	ug/L			06/04/15 11:57	1
m-Xylene & p-Xylene	<0.50		0.50	0.15	ug/L			06/04/15 11:57	1
Naphthalene	<1.0		1.0	0.43	ug/L			06/04/15 11:57	1
n-Butylbenzene	<0.50		0.50	0.17	ug/L			06/04/15 11:57	1
N-Propylbenzene	<0.50		0.50	0.17	ug/L			06/04/15 11:57	1
o-Xylene	<0.50		0.50	0.086	ug/L			06/04/15 11:57	1
sec-Butylbenzene	<0.50		0.50	0.14	ug/L			06/04/15 11:57	1

TestAmerica Savannah

QC Sample Results

Client: Weston Solutions, Inc.
Project/Site: Black & Decker

TestAmerica Job ID: 680-112950-1

Method: 524.2 - Volatile Organic Compounds (GC/MS) (Continued)

Lab Sample ID: MB 680-385956/11
Matrix: Water
Analysis Batch: 385956

Client Sample ID: Method Blank
Prep Type: Total/NA

Analyte	MB	MB	RL	MDL	Unit	D	Prepared	Analyzed	Dil Fac
	Result	Qualifier							
Styrene	<0.50		0.50	0.089	ug/L			06/04/15 11:57	1
Tert-amyl methyl ether	<0.50		0.50	0.20	ug/L			06/04/15 11:57	1
tert-Butyl alcohol	<10		10	1.6	ug/L			06/04/15 11:57	1
tert-Butylbenzene	<0.50		0.50	0.14	ug/L			06/04/15 11:57	1
Tert-butyl ethyl ether	<0.50		0.50	0.26	ug/L			06/04/15 11:57	1
1,1,1,2-Tetrachloroethane	<0.50		0.50	0.24	ug/L			06/04/15 11:57	1
1,1,2,2-Tetrachloroethane	<0.50		0.50	0.13	ug/L			06/04/15 11:57	1
Tetrachloroethene	<0.50		0.50	0.18	ug/L			06/04/15 11:57	1
Toluene	<0.50		0.50	0.086	ug/L			06/04/15 11:57	1
trans-1,2-Dichloroethene	<0.50		0.50	0.090	ug/L			06/04/15 11:57	1
trans-1,3-Dichloropropene	<0.50		0.50	0.11	ug/L			06/04/15 11:57	1
1,2,3-Trichlorobenzene	<0.50		0.50	0.14	ug/L			06/04/15 11:57	1
1,2,4-Trichlorobenzene	<0.50		0.50	0.12	ug/L			06/04/15 11:57	1
1,1,1-Trichloroethane	<0.50		0.50	0.15	ug/L			06/04/15 11:57	1
1,1,2-Trichloroethane	<0.50		0.50	0.16	ug/L			06/04/15 11:57	1
Trichloroethene	<0.50		0.50	0.13	ug/L			06/04/15 11:57	1
Trichlorofluoromethane	<0.50		0.50	0.23	ug/L			06/04/15 11:57	1
1,2,3-Trichloropropane	<0.50		0.50	0.17	ug/L			06/04/15 11:57	1
Trihalomethanes, Total	<0.50		0.50	0.079	ug/L			06/04/15 11:57	1
1,2,4-Trimethylbenzene	<0.50		0.50	0.17	ug/L			06/04/15 11:57	1
1,3,5-Trimethylbenzene	<0.50		0.50	0.16	ug/L			06/04/15 11:57	1
Vinyl chloride	<0.50		0.50	0.16	ug/L			06/04/15 11:57	1
Xylenes, Total	<0.50		0.50	0.086	ug/L			06/04/15 11:57	1

Surrogate	MB	MB	Limits	Prepared	Analyzed	Dil Fac
	%Recovery	Qualifier				
4-Bromofluorobenzene	101		70 - 130		06/04/15 11:57	1
1,2-Dichlorobenzene-d4	90		70 - 130		06/04/15 11:57	1

Lab Sample ID: LCS 680-385956/9
Matrix: Water
Analysis Batch: 385956

Client Sample ID: Lab Control Sample
Prep Type: Total/NA

Analyte	Spike Added	LCS Result	LCS Qualifier	Unit	D	%Rec	%Rec. Limits
Benzene	20.0	18.7		ug/L		94	70 - 130
Bromobenzene	20.0	19.5		ug/L		98	70 - 130
Bromoform	20.0	18.6		ug/L		93	70 - 130
Bromomethane	20.0	21.7		ug/L		108	70 - 130
Carbon tetrachloride	20.0	20.2		ug/L		101	70 - 130
Chlorobenzene	20.0	19.6		ug/L		98	70 - 130
Chlorobromomethane	20.0	18.5		ug/L		92	70 - 130
Chlorodibromomethane	20.0	19.6		ug/L		98	70 - 130
Chloroethane	20.0	23.2		ug/L		116	70 - 130
Chloroform	20.0	18.6		ug/L		93	70 - 130
Chloromethane	20.0	19.0		ug/L		95	70 - 130
2-Chlorotoluene	20.0	20.3		ug/L		102	70 - 130
4-Chlorotoluene	20.0	20.5		ug/L		102	70 - 130
cis-1,2-Dichloroethene	20.0	19.1		ug/L		96	70 - 130

TestAmerica Savannah

QC Sample Results

Client: Weston Solutions, Inc.
Project/Site: Black & Decker

TestAmerica Job ID: 680-112950-1

Method: 524.2 - Volatile Organic Compounds (GC/MS) (Continued)

Lab Sample ID: LCS 680-385956/9

Matrix: Water

Analysis Batch: 385956

Client Sample ID: Lab Control Sample

Prep Type: Total/NA

Analyte	Spike Added	LCS Result	LCS Qualifier	Unit	D	%Rec	%Rec. Limits
cis-1,3-Dichloropropene	20.0	20.4		ug/L		102	70 - 130
1,2-Dibromo-3-Chloropropane	20.0	17.2		ug/L		86	70 - 130
Dibromomethane	20.0	17.9		ug/L		90	70 - 130
1,2-Dichlorobenzene	20.0	19.6		ug/L		98	70 - 130
1,3-Dichlorobenzene	20.0	20.0		ug/L		100	70 - 130
1,4-Dichlorobenzene	20.0	20.2		ug/L		101	70 - 130
Dichlorobromomethane	20.0	19.2		ug/L		96	70 - 130
Dichlorodifluoromethane	20.0	21.4		ug/L		107	70 - 130
1,1-Dichloroethane	20.0	19.0		ug/L		95	70 - 130
1,2-Dichloroethane	20.0	17.7		ug/L		89	70 - 130
1,1-Dichloroethene	20.0	18.2		ug/L		91	70 - 130
1,2-Dichloropropane	20.0	18.2		ug/L		91	70 - 130
1,3-Dichloropropane	20.0	18.2		ug/L		91	70 - 130
2,2-Dichloropropane	20.0	20.4		ug/L		102	70 - 130
1,1-Dichloropropene	20.0	18.9		ug/L		94	70 - 130
1,3-Dichloropropene, Total	40.0	40.5		ug/L		101	70 - 130
Diisopropyl ether	20.0	18.9		ug/L		95	70 - 130
Ethylbenzene	20.0	20.5		ug/L		103	70 - 130
Ethylene Dibromide	20.0	18.0		ug/L		90	70 - 130
Freon 113	20.0	19.9		ug/L		100	70 - 130
Hexachlorobutadiene	20.0	20.8		ug/L		104	70 - 130
2-Hexanone	100	111		ug/L		111	70 - 130
Isopropylbenzene	20.0	20.8		ug/L		104	70 - 130
4-Isopropyltoluene	20.0	22.7		ug/L		113	70 - 130
Methylene Chloride	20.0	18.9		ug/L		94	70 - 130
2-Butanone (MEK)	100	94.0		ug/L		94	70 - 130
4-Methyl-2-pentanone (MIBK)	100	106		ug/L		106	70 - 130
m-Xylene & p-Xylene	20.0	20.5		ug/L		103	70 - 130
Naphthalene	20.0	20.4		ug/L		102	70 - 130
n-Butylbenzene	20.0	23.7		ug/L		118	70 - 130
N-Propylbenzene	20.0	21.1		ug/L		105	70 - 130
o-Xylene	20.0	21.0		ug/L		105	70 - 130
sec-Butylbenzene	20.0	21.9		ug/L		109	70 - 130
Styrene	20.0	21.0		ug/L		105	70 - 130
Tert-amyl methyl ether	20.0	19.0		ug/L		95	70 - 130
tert-Butyl alcohol	200	145		ug/L		72	70 - 130
tert-Butylbenzene	20.0	21.5		ug/L		107	70 - 130
Tert-butyl ethyl ether	20.0	18.8		ug/L		94	70 - 130
1,1,1,2-Tetrachloroethane	20.0	19.4		ug/L		97	70 - 130
1,1,2,2-Tetrachloroethane	20.0	17.2		ug/L		86	70 - 130
Tetrachloroethene	20.0	19.6		ug/L		98	70 - 130
Toluene	20.0	19.6		ug/L		98	70 - 130
trans-1,2-Dichloroethene	20.0	18.5		ug/L		93	70 - 130
trans-1,3-Dichloropropene	20.0	20.1		ug/L		100	70 - 130
1,2,3-Trichlorobenzene	20.0	21.7		ug/L		108	70 - 130
1,2,4-Trichlorobenzene	20.0	20.3		ug/L		102	70 - 130
1,1,1-Trichloroethane	20.0	19.4		ug/L		97	70 - 130
1,1,2-Trichloroethane	20.0	17.8		ug/L		89	70 - 130

TestAmerica Savannah

QC Sample Results

Client: Weston Solutions, Inc.
Project/Site: Black & Decker

TestAmerica Job ID: 680-112950-1

Method: 524.2 - Volatile Organic Compounds (GC/MS) (Continued)

Lab Sample ID: LCS 680-385956/9
Matrix: Water
Analysis Batch: 385956

Client Sample ID: Lab Control Sample
Prep Type: Total/NA

Analyte	Spike Added	LCS Result	LCS Qualifier	Unit	D	%Rec	%Rec. Limits
Trichloroethene	20.0	18.7		ug/L		94	70 - 130
Trichlorofluoromethane	20.0	19.7		ug/L		98	70 - 130
1,2,3-Trichloropropane	20.0	17.1		ug/L		85	70 - 130
Trihalomethanes, Total	80.0	76.0		ug/L		95	70 - 130
1,2,4-Trimethylbenzene	20.0	22.0		ug/L		110	70 - 130
1,3,5-Trimethylbenzene	20.0	21.5		ug/L		108	70 - 130
Vinyl chloride	20.0	20.2		ug/L		101	70 - 130
Xylenes, Total	40.0	41.5		ug/L		104	70 - 130

Surrogate	LCS %Recovery	LCS Qualifier	Limits
4-Bromofluorobenzene	107		70 - 130
1,2-Dichlorobenzene-d4	111		70 - 130

Lab Sample ID: LCSD 680-385956/12
Matrix: Water
Analysis Batch: 385956

Client Sample ID: Lab Control Sample Dup
Prep Type: Total/NA

Analyte	Spike Added	LCSD Result	LCSD Qualifier	Unit	D	%Rec	%Rec. Limits	RPD	RPD Limit
Acetone	100	99.4		ug/L		99	70 - 130	6	30
Benzene	20.0	19.3		ug/L		97	70 - 130	3	30
Bromobenzene	20.0	19.3		ug/L		97	70 - 130	1	30
Bromoform	20.0	19.1		ug/L		96	70 - 130	3	30
Bromomethane	20.0	21.2		ug/L		106	70 - 130	2	30
Carbon tetrachloride	20.0	19.5		ug/L		98	70 - 130	3	30
Chlorobenzene	20.0	19.5		ug/L		97	70 - 130	1	30
Chlorobromomethane	20.0	18.8		ug/L		94	70 - 130	2	30
Chlorodibromomethane	20.0	20.6		ug/L		103	70 - 130	5	30
Chloroethane	20.0	22.4		ug/L		112	70 - 130	4	30
Chloroform	20.0	19.0		ug/L		95	70 - 130	2	30
Chloromethane	20.0	17.6		ug/L		88	70 - 130	8	30
2-Chlorotoluene	20.0	19.8		ug/L		99	70 - 130	2	30
4-Chlorotoluene	20.0	19.9		ug/L		100	70 - 130	3	30
cis-1,2-Dichloroethene	20.0	19.1		ug/L		95	70 - 130	0	30
cis-1,3-Dichloropropene	20.0	21.0		ug/L		105	70 - 130	3	30
1,2-Dibromo-3-Chloropropane	20.0	17.2		ug/L		86	70 - 130	0	30
Dibromomethane	20.0	18.7		ug/L		93	70 - 130	4	30
1,2-Dichlorobenzene	20.0	19.4		ug/L		97	70 - 130	1	30
1,3-Dichlorobenzene	20.0	19.5		ug/L		98	70 - 130	2	30
1,4-Dichlorobenzene	20.0	19.5		ug/L		98	70 - 130	3	30
Dichlorobromomethane	20.0	20.0		ug/L		100	70 - 130	4	30
Dichlorodifluoromethane	20.0	20.6		ug/L		103	70 - 130	4	30
1,1-Dichloroethane	20.0	19.1		ug/L		95	70 - 130	0	30
1,2-Dichloroethane	20.0	18.7		ug/L		94	70 - 130	6	30
1,1-Dichloroethene	20.0	17.8		ug/L		89	70 - 130	2	30
1,2-Dichloropropane	20.0	18.6		ug/L		93	70 - 130	2	30
1,3-Dichloropropane	20.0	19.4		ug/L		97	70 - 130	6	30
2,2-Dichloropropane	20.0	19.3		ug/L		97	70 - 130	5	30
1,1-Dichloropropene	20.0	19.6		ug/L		98	70 - 130	4	30

TestAmerica Savannah

QC Sample Results

Client: Weston Solutions, Inc.
Project/Site: Black & Decker

TestAmerica Job ID: 680-112950-1

Method: 524.2 - Volatile Organic Compounds (GC/MS) (Continued)

Lab Sample ID: LCSD 680-385956/12

Matrix: Water

Analysis Batch: 385956

Client Sample ID: Lab Control Sample Dup

Prep Type: Total/NA

Analyte	Spike Added	LCSD Result	LCSD Qualifier	Unit	D	%Rec	%Rec. Limits	RPD	RPD Limit
1,3-Dichloropropene, Total	40.0	40.7		ug/L		102	70 - 130	0	30
Diisopropyl ether	20.0	19.3		ug/L		96	70 - 130	2	30
Ethylbenzene	20.0	20.1		ug/L		100	70 - 130	2	30
Ethylene Dibromide	20.0	18.6		ug/L		93	70 - 130	3	30
Freon 113	20.0	20.0		ug/L		100	70 - 130	0	30
Hexachlorobutadiene	20.0	19.1		ug/L		95	70 - 130	8	30
2-Hexanone	100	114		ug/L		114	70 - 130	2	30
Isopropylbenzene	20.0	20.1		ug/L		100	70 - 130	4	30
4-Isopropyltoluene	20.0	21.4		ug/L		107	70 - 130	5	30
Methylene Chloride	20.0	19.0		ug/L		95	70 - 130	0	30
2-Butanone (MEK)	100	94.5		ug/L		94	70 - 130	0	30
4-Methyl-2-pentanone (MIBK)	100	112		ug/L		112	70 - 130	6	30
m-Xylene & p-Xylene	20.0	20.4		ug/L		102	70 - 130	1	30
Naphthalene	20.0	19.6		ug/L		98	70 - 130	4	30
n-Butylbenzene	20.0	22.1		ug/L		110	70 - 130	7	30
N-Propylbenzene	20.0	20.5		ug/L		102	70 - 130	3	30
o-Xylene	20.0	20.9		ug/L		104	70 - 130	0	30
sec-Butylbenzene	20.0	20.7		ug/L		104	70 - 130	6	30
Styrene	20.0	20.9		ug/L		105	70 - 130	0	30
Tert-amyl methyl ether	20.0	19.9		ug/L		100	70 - 130	5	30
tert-Butyl alcohol	200	144		ug/L		72	70 - 130	1	30
tert-Butylbenzene	20.0	20.6		ug/L		103	70 - 130	4	30
Tert-butyl ethyl ether	20.0	19.5		ug/L		98	70 - 130	4	30
1,1,1,2-Tetrachloroethane	20.0	20.2		ug/L		101	70 - 130	4	30
1,1,2,2-Tetrachloroethane	20.0	17.9		ug/L		89	70 - 130	4	30
Tetrachloroethane	20.0	18.9		ug/L		95	70 - 130	4	30
Toluene	20.0	19.5		ug/L		97	70 - 130	0	30
trans-1,2-Dichloroethene	20.0	18.6		ug/L		93	70 - 130	0	30
trans-1,3-Dichloropropene	20.0	19.6		ug/L		98	70 - 130	2	30
1,2,3-Trichlorobenzene	20.0	20.9		ug/L		105	70 - 130	3	30
1,2,4-Trichlorobenzene	20.0	19.8		ug/L		99	70 - 130	3	30
1,1,1-Trichloroethane	20.0	19.4		ug/L		97	70 - 130	0	30
1,1,2-Trichloroethane	20.0	18.5		ug/L		93	70 - 130	4	30
Trichloroethene	20.0	18.6		ug/L		93	70 - 130	1	30
Trichlorofluoromethane	20.0	19.1		ug/L		96	70 - 130	3	30
1,2,3-Trichloropropane	20.0	17.7		ug/L		88	70 - 130	3	30
Trihalomethanes, Total	80.0	78.7		ug/L		98	70 - 130	3	30
1,2,4-Trimethylbenzene	20.0	21.3		ug/L		107	70 - 130	3	30
1,3,5-Trimethylbenzene	20.0	20.9		ug/L		104	70 - 130	3	30
Vinyl chloride	20.0	19.7		ug/L		99	70 - 130	2	30
Xylenes, Total	40.0	41.2		ug/L		103	70 - 130	1	30

Surrogate	LCSD %Recovery	LCSD Qualifier	Limits
4-Bromofluorobenzene	106		70 - 130
1,2-Dichlorobenzene-d4	110		70 - 130

TestAmerica Savannah

QC Association Summary

Client: Weston Solutions, Inc.
Project/Site: Black & Decker

TestAmerica Job ID: 680-112950-1

GC/MS VOA

Analysis Batch: 385956

Lab Sample ID	Client Sample ID	Prep Type	Matrix	Method	Prep Batch
680-112950-1	Trip Blank	Total/NA	Water	524.2	
680-112950-2	RFW-20	Total/NA	Water	524.2	
680-112950-3	RFW-21	Total/NA	Water	524.2	
680-112950-4	HAMP-22	Total/NA	Water	524.2	
680-112950-5	HAMP-23	Total/NA	Water	524.2	
LCS 680-385956/9	Lab Control Sample	Total/NA	Water	524.2	
LCSD 680-385956/12	Lab Control Sample Dup	Total/NA	Water	524.2	
MB 680-385956/11	Method Blank	Total/NA	Water	524.2	



Lab Chronicle

Client: Weston Solutions, Inc.
Project/Site: Black & Decker

TestAmerica Job ID: 680-112950-1

Client Sample ID: Trip Blank

Lab Sample ID: 680-112950-1

Date Collected: 05/26/15 07:00

Matrix: Water

Date Received: 05/28/15 09:40

Prep Type	Batch Type	Batch Method	Run	Dil Factor	Initial Amount	Final Amount	Batch Number	Prepared or Analyzed	Analyst	Lab
Total/NA	Analysis	524.2		1	5 mL	5 mL	385956	06/04/15 17:17	JD1	TAL SAV
Instrument ID: CMSU										

Client Sample ID: RFW-20

Lab Sample ID: 680-112950-2

Date Collected: 05/26/15 09:10

Matrix: Water

Date Received: 05/28/15 09:40

Prep Type	Batch Type	Batch Method	Run	Dil Factor	Initial Amount	Final Amount	Batch Number	Prepared or Analyzed	Analyst	Lab
Total/NA	Analysis	524.2		1	5 mL	5 mL	385956	06/04/15 17:40	JD1	TAL SAV
Instrument ID: CMSU										

Client Sample ID: RFW-21

Lab Sample ID: 680-112950-3

Date Collected: 05/26/15 08:10

Matrix: Water

Date Received: 05/28/15 09:40

Prep Type	Batch Type	Batch Method	Run	Dil Factor	Initial Amount	Final Amount	Batch Number	Prepared or Analyzed	Analyst	Lab
Total/NA	Analysis	524.2		1	5 mL	5 mL	385956	06/04/15 18:02	JD1	TAL SAV
Instrument ID: CMSU										

Client Sample ID: HAMP-22

Lab Sample ID: 680-112950-4

Date Collected: 05/27/15 10:30

Matrix: Water

Date Received: 05/28/15 09:40

Prep Type	Batch Type	Batch Method	Run	Dil Factor	Initial Amount	Final Amount	Batch Number	Prepared or Analyzed	Analyst	Lab
Total/NA	Analysis	524.2		1	5 mL	5 mL	385956	06/04/15 18:25	JD1	TAL SAV
Instrument ID: CMSU										

Client Sample ID: HAMP-23

Lab Sample ID: 680-112950-5

Date Collected: 05/27/15 10:40

Matrix: Water

Date Received: 05/28/15 09:40

Prep Type	Batch Type	Batch Method	Run	Dil Factor	Initial Amount	Final Amount	Batch Number	Prepared or Analyzed	Analyst	Lab
Total/NA	Analysis	524.2		1	5 mL	5 mL	385956	06/04/15 19:10	JD1	TAL SAV
Instrument ID: CMSU										

Laboratory References:

TAL SAV = TestAmerica Savannah, 5102 LaRoche Avenue, Savannah, GA 31404, TEL (912)354-7858

TestAmerica Savannah

ANALYSIS REQUEST AND CHAIN OF CUSTODY RECORD

TestAmerica

THE LEADER IN ENVIRONMENTAL TESTING

TestAmerica Savannah
5102 LaRoche Avenue
Savannah, GA 31404

Website: www.testamericainc.com
Phone: (912) 354-7858
Fax: (912) 352-0165

Alternate Laboratory Name/Location

Phone:
Fax:

PROJECT REFERENCE Black + Decker	PROJECT NO. 02501.004.005	PROJECT LOCATION (STATE) MD	MATRIX TYPE	REQUIRED ANALYSIS					PAGE 1	OF 1
TAL (LAB) PROJECT MANAGER LISA HARVEY	P.O. NUMBER	CONTRACT NO.	COMPOSITE (C) OR GRAB (G) INDICATE AQUEOUS (WATER) SOLID OR SEMISOLID AIR NONAQUEOUS LIQUID (OIL, SOLVENT, ...)	VOA 524.2	HCl					STANDARD REPORT DELIVERY <input checked="" type="checkbox"/>
CLIENT (SITE) PM Greg Fkamsk	CLIENT PHONE 610.721.0583	CLIENT FAX								DATE DUE _____
CLIENT NAME Wester Solutions	CLIENT E-MAIL									EXPEDITED REPORT DELIVERY (SURCHARGE) <input type="checkbox"/>
CLIENT ADDRESS										DATE DUE _____

COMPANY CONTRACTING THIS WORK (if applicable)

SAMPLE		SAMPLE IDENTIFICATION	COMPOSITE (C) OR GRAB (G) INDICATE	AQUEOUS (WATER)	SOLID OR SEMISOLID	AIR	NONAQUEOUS LIQUID (OIL, SOLVENT, ...)	NUMBER OF CONTAINERS SUBMITTED					REMARKS
DATE	TIME												
5/26/15	0700	Trip Blank	/					2					
5/26/15	0910	RFW-20	/					3					
5/26/15	0810	RFW-21	/					3					
5/27/15	1030	HAMP-22	/					3					
5/27/15	1040	HAMP-23	/					3					



680-112950 Chain of Custody

RELINQUISHED BY: (SIGNATURE) <i>[Signature]</i>	DATE 5/27/15	TIME 1600	RELINQUISHED BY: (SIGNATURE)	DATE	TIME	RELINQUISHED BY: (SIGNATURE)	DATE	TIME
RECEIVED BY: (SIGNATURE) <i>[Signature]</i>	DATE	TIME	RECEIVED BY: (SIGNATURE)	DATE	TIME	RECEIVED BY: (SIGNATURE)	DATE	TIME

LABORATORY USE ONLY								
RECEIVED FOR LABORATORY BY: (SIGNATURE) <i>[Signature]</i>	DATE 052815	TIME 0940	CUSTODY INTACT YES <input type="checkbox"/> NO <input type="checkbox"/>	CUSTODY SEAL NO.	SAVANNAH LOG NO. 680-112950	LABORATORY REMARKS 3.4(CF) 3.8°C		

Page 23 of 25

6/8/2015

Login Sample Receipt Checklist

Client: Weston Solutions, Inc.

Job Number: 680-112950-1

Login Number: 112950

List Source: TestAmerica Savannah

List Number: 1

Creator: Banda, Christy S

Question	Answer	Comment
Radioactivity wasn't checked or is \leq background as measured by a survey meter.	N/A	
The cooler's custody seal, if present, is intact.	True	
Sample custody seals, if present, are intact.	True	
The cooler or samples do not appear to have been compromised or tampered with.	True	
Samples were received on ice.	True	
Cooler Temperature is acceptable.	True	
Cooler Temperature is recorded.	True	
COC is present.	True	
COC is filled out in ink and legible.	True	
COC is filled out with all pertinent information.	True	
Is the Field Sampler's name present on COC?	N/A	
There are no discrepancies between the containers received and the COC.	True	
Samples are received within Holding Time.	True	
Sample containers have legible labels.	True	
Containers are not broken or leaking.	True	
Sample collection date/times are provided.	True	
Appropriate sample containers are used.	True	
Sample bottles are completely filled.	True	
Sample Preservation Verified.	N/A	
There is sufficient vol. for all requested analyses, incl. any requested MS/MSDs	True	
Containers requiring zero headspace have no headspace or bubble is $<6\text{mm}$ ($1/4''$).	True	
Multiphasic samples are not present.	True	
Samples do not require splitting or compositing.	True	
Residual Chlorine Checked.	N/A	

Certification Summary

Client: Weston Solutions, Inc.
Project/Site: Black & Decker

TestAmerica Job ID: 680-112950-1

Laboratory: TestAmerica Savannah

The certifications listed below are applicable to this report.

Authority	Program	EPA Region	Certification ID	Expiration Date
Maryland	State Program	3	250	12-31-15

