

**Quarterly Groundwater Monitoring Report**

Prepared for

**Black & Decker (U.S.) Inc.**

**Hampstead, Maryland**

October 2004

Prepared by

**WESTON SOLUTIONS, INC.**

West Chester, Pennsylvania 19380-1499

---

## TABLE OF CONTENTS

---

Section	Page
1. INTRODUCTION.....	1-1
2. SITE CHARACTERISTICS.....	2-1
2.1 HYDRAULIC PROPERTIES .....	2-1
2.2 EFFLUENT CHARACTERISTICS .....	2-1
2.3 GROUNDWATER QUALITY DATA .....	2-1
3. OPERATION AND MAINTENANCE OF THE TREATMENT SYSTEM.....	3-1
4. RECOMMENDATIONS.....	4-1

---

## LIST OF APPENDICES

---

APPENDIX A – GROUNDWATER TREATMENT SYSTEM PUMPING RECORDS

APPENDIX B – DISCHARGE MONITORING REPORTS

APPENDIX C – GROUNDWATER TREATMENT SYSTEM ANALYTICAL RESULTS

APPENDIX D – GROUNDWATER ANALYTICAL DATA PACKAGE

---

## LIST OF TABLES

---

Table	Page
Table 2-1 Treatment System Pumping Records – 3 <sup>rd</sup> Quarter 2004.....	2-2
Table 2-2 Groundwater Elevation Data – 3 <sup>rd</sup> Quarter 2004.....	2-3
Table 2-3 Effluent Characteristics Summary – 3 <sup>rd</sup> Quarter 2004 .....	2-4
Table 2-4 Summary of Groundwater Analytical Results – August 2004 .....	2-6
Table 3-1 Treatment System Maintenance Activities – 3 <sup>rd</sup> Quarter 2004 .....	3-2

## 1. INTRODUCTION

This Groundwater Monitoring Report has been prepared to meet the requirements of Condition IV.G of the Administrative Consent Order between the State of Maryland Department of the Environment (MDE) and Black & Decker (U.S.) Inc. (April 1995) (Consent Order). Specifically, Condition IV.G calls for preparation of a Groundwater Monitoring Report containing the following information for each reporting period:

- The quantities of groundwater pumped, treated, and discharged.
- The calculation of quantities of contaminants removed from groundwater.
- A summary of all sampling analyses.
- An explanation of all operational or other problems encountered, and the manner in which each problem was resolved.
- Copies of all reports submitted to the Department of Natural Resources in conjunction with the Groundwater Appropriations Permit.
- Recommendations for changes to the Interim Groundwater Treatment System.

This document is one of several which are being prepared in response to the Consent Order; each of these documents are to be submitted to the MDE in accordance with the schedule outlined in the Consent Order. This document will become part of the Administrative Record for the site, which is maintained at the Hampstead Public Library.

## **2. SITE CHARACTERISTICS**

### **2.1 HYDRAULIC PROPERTIES**

In accordance with the Consent Order and the Water Appropriation Permit issued to the Black and Decker (U.S.) Inc. Hampstead, Maryland, facility, the following pumping and water level information is included for the period of July through September 2004.

Pumping records showing the total gallons pumped per month of treatment system operation are presented in Table 2-1. The complete groundwater treatment system pumping records are included in Appendix A.

Monthly water levels for wells included in the water level monitoring plan are presented in Table 2-2. At the time the water level measurements were collected, the extraction wells were pumping at an average combined rate of 176 gallons per minute (gpm).

### **2.2 EFFLUENT CHARACTERISTICS**

Effluent characteristics of the NPDES discharge points are recorded monthly on Discharge Monitoring Reports (DMRs) and are submitted to MDE, Water Management Administration, on a quarterly basis. A summary of the sample results from the DMRs is presented in Table 2-3. DMRs for the period of July through September 2004 are included in Appendix B.

### **2.3 GROUNDWATER QUALITY DATA**

For the reporting period of July through September 2004, approximately 46 pounds of total volatile organic compounds (VOCs) were removed from the groundwater by the extraction and treatment system. In general, the total VOCs removed from the groundwater were comprised primarily of trichloroethene (TCE) (77 %) and tetrachlorethene (PCE) (23 %). Analytical results of the groundwater collected at the inlet to the air stripper for the period of July through September 2004 are included in Appendix C.

**Table 2-1**  
**Treatment System Pumping Records - 3rd Quarter 2004**  
**Black & Decker**  
**Hampstead, Maryland**

<b>Date</b>	<b>Water Pumped (gallons)</b>
<b>July 2004</b>	7,606,174
<b>August 2004</b>	7,910,357
<b>September 2004</b>	7,298,624

**Table 2-2**  
**Groundwater Elevation Data - 3rd Quarter 2003**  
**Black & Decker**  
**Hampstead, Maryland**

WELL NO.	TOC ELEV.	TOTAL DEPTH	07/29/04		8/25/04		9/30/04	
			DTW	ELEV	DTW	ELEV	DTW	ELEV
EW-1	847.21	55	DRY	NA	DRY	NA	DRY	NA
EW-2	849.21	110	55.55	793.66	93.26	755.95	84.89	764.32
EW-3	846.64	118	68.60	778.04	79.60	767.04	84.36	762.28
EW-4	858.01	97.5	NA	NA	NA	NA	76.09	781.92
EW-5	864.17	98	87.63	776.54	87.98	776.19	88.21	775.96
EW-6	831.98	115	71.11	760.87	71.55	760.43	74.88	757.10
EW-7	818.38	78	32.64	785.74	34.51	783.87	36.22	782.16
EW-8	811.13	98	43.21	767.92	41.35	769.78	38.68	772.45
EW-9	811.35	141	89.73	721.62	93.70	717.65	99.51	711.84
EW-10	807.74	NA	28.99	778.75	43.15	764.59	46.06	761.68
RFW-1A	864.37	78	48.44	815.93	48.77	815.60	50.43	813.94
RFW-1B	864.23	200	48.46	815.77	48.83	815.40	50.49	813.74
RFW-2A	857.41	35	13.73	843.68	13.26	844.15	12.86	844.55
RFW-2B	857.73	75	14.22	843.51	13.89	843.84	13.32	844.41
RFW-3B	839.21	153	25.21	814.00	27.74	811.47	28.46	810.75
RFW-4A	830.37	62	36.02	794.35	35.75	794.62	37.20	793.17
RFW-4B	830.37	120	35.84	794.53	35.66	794.71	37.06	793.31
RFW-5A	817.50	30	30.82	786.68	DRY	NA	DRY	NA
RFW-6	785.04	120	2.67	782.37	3.32	781.72	1.98	783.06
RFW-7	805.14	29	7.19	797.95	7.27	797.87	7.31	797.83
RFW-8	860.07	56	DRY	NA	DRY	NA	DRY	NA
RFW-9	862.02	49	24.82	837.20	24.71	837.31	25.38	836.64
RFW-10	852.06	58	57.33	794.73	57.66	794.40	58.58	793.48
RFW-11A	849.32	72	NA	NA	NA	NA	NA	NA
RFW-11B	849.62	116	61.72	787.90	69.10	780.52	70.14	779.48
RFW-12B	844.87	264	50.86	794.01	49.96	794.91	51.63	793.24
RFW-13	849.11	150	55.56	793.55	56.44	792.67	57.01	792.10
RFW-14B	812.39	281	30.74	781.65	30.65	781.74	35.16	777.23
RFW-16	856.14	41	39.02	817.12	38.95	817.19	39.22	816.92
RFW-17	834.66	60.5	24.86	809.80	24.26	810.40	24.98	809.68
RFW-20	842.49	142	31.83	810.66	32.57	809.92	32.87	809.62
RFW-21	832.65	102	20.02	812.63	20.22	812.43	20.42	812.23
PH-7	805.94	89	19.08	786.86	20.94	785.00	21.17	784.77
PH-9	814.94	98	27.28	787.66	28.37	786.57	26.91	788.03
PH-11	820.68	78	40.15	780.53	40.31	780.37	40.82	779.86
PH-12	828.35	87	40.32	788.03	41.20	787.15	41.54	786.81
B-3	803.02	83	NA	NA	NA	NA	NA	NA
Amoco	842.29	NA	NA	NA	NA	NA	NA	NA
Hamp. Town #22	804.96	NA	33.20	771.76	17.56	787.40	28.43	776.53
Pembroke #1	NA	NA	12.95	NA	13.06	NA	13.26	NA
Pembroke #2	NA	NA	NA	NA	NA	NA	NA	NA
N. Houcks. Rd.	NA	NA	9.87	NA	10.86	NA	11.09	NA
E. Century St.	NA	NA	19.21	NA	19.55	NA	19.61	NA
Lwr. Beckleys. Rd.	NA	NA	NA	NA	NA	NA	NA	NA

NA - Not Available/Not Accessible

Table 2-3  
 Effluent Characteristics Summary - 3rd Quarter 2004  
 Black & Decker  
 Hampstead, Maryland

Discharge Number	Parameter	Units	Permit Limits	DMR DATE			
				July 2004	August 2004	September 2004	
001	FLOW	average	MGD	NA	0.224	0.314	0.267
		maximum	MGD	NA	1.156	0.977	1.234
	1,1,1-Trichloroethane	ug/l	5	< 5	< 5	< 5	
	Tetrachloroethylene	ug/l	5	< 5	< 5	< 5	
	Trichloroethylene	ug/l	5	< 5	< 5	< 5	
	Total Residual Chlorine	mg/l	< 0.1	< 0.1	< 0.1	< 0.1	
	Oil & Grease	maximum	mg/l	15	< 5	< 5	< 5
		quarterly average	mg/l	10	NR	NR	< 5
	pH	minimum	STD	6.0	6.18	6.17	6.06
		maximum	STD	8.5	7.27	7.29	7.27
BOD		mg/l	15	4.8	4.0	2.9	
TSS	maximum	mg/l	30	7.6	6.8	7.3	
	quarterly average	mg/l	20	NR	NR	7.6	
101 (Monitoring Point)	FLOW	average	MGD	NA	0.254	0.208	0.267
		maximum	MGD	NA	0.321	0.250	0.291
	Fecal Coliform	MPN/100ml	200	< 2	< 2	< 2	
201 (Monitoring Point)	FLOW	average	MGD	NA	0.245	0.255	0.244
		maximum	MGD	NA	0.286	0.299	0.278
	1,1,1-Trichloroethane	ug/l	NA	< 5	< 5	< 5	
	Tetrachloroethylene	ug/l	NA	< 5	< 5	< 5	
	Trichloroethylene	ug/l	NA	< 5	< 5	< 5	

DMR - Discharge Monitoring Report

NA - Not Applicable

NR - Not Reported



A summary of the analytical results from the third quarter (August 2004) groundwater sampling round of the extraction and monitor wells is included in Table 2-4. The complete analytical data package is included in Appendix D. As found in earlier sampling events at the Black & Decker facility, TCE and PCE were the VOCs detected at the highest concentrations in the groundwater samples. The highest concentration of TCE was detected in the groundwater samples collected from wells RFW-10 and EW-4 and the highest concentration of PCE was detected in the groundwater samples collected from extraction well EW-9. Lower concentrations of 1,2-dichloroethene were also detected. The remainder of VOC's present were detected at levels well below the Federal Maximum Contaminant Levels (MCL).

Table 2-4

## Summary of Groundwater Analytical Results - August 2004

Black &amp; Decker

Hampstead, Maryland

PARAMETER	Units	RFW-1A	RFW-1B	RFW-2A	RFW-2B	RFW-3B	RFW-4A	RFW-4B	RFW-4B (DUP)	RFW-5A	RFW-6	RFW-7	RFW-8	RFW-9	RFW-10
Chloromethane	ug/L	10 U	10 U	10 U	10 U	10 U	10 U	10 U	10 U	NS	10 U	10 U	NS	10 U	10 U
Bromomethane	ug/L	10 U	10 U	10 U	10 U	10 U	10 U	10 U	10 U	NS	10 U	10 U	NS	10 U	10 U
Vinyl Chloride	ug/L	10 U	10 U	10 U	10 U	10 U	10 U	10 U	10 U	NS	10 U	10 U	NS	10 U	10 U
Chloroethane	ug/L	10 U	10 U	10 U	10 U	10 U	10 U	10 U	10 U	NS	10 U	10 U	NS	10 U	10 U
Methylene Chloride	ug/L	8 B	8 B	8 B	9 B	8 B	10 B	9 B	10 B	NS	2 J	2 J	NS	2 J	3 J
Acetone	ug/L	2 J	9 J	10 U	4 J	4 J	2 J	10 U	3 J	NS	6 J	10 U	NS	10 U	10 U
Carbon Disulfide	ug/L	5 U	5 U	5 U	5 U	5 U	5 U	5 U	5 U	NS	5 U	5 U	NS	5 U	5 U
1,1-Dichloroethene	ug/L	5 U	5 U	5 U	5 U	5 U	5 U	5 U	5 U	NS	5 U	5 U	NS	5 U	5 U
1,1-Dichloroethane	ug/L	5 U	5 U	5 U	5 U	5 U	5 U	5 U	5 U	NS	5 U	5 U	NS	2 J	5 U
1,2-Dichloroethene (total)	ug/L	5 U	5 U	5 U	5 U	11	1 J	4 J	4 J	NS	1 J	5 U	NS	9	5 U
Chloroform	ug/L	5 U	5 U	5 U	5 U	5 U	5 U	5 U	5 U	NS	5 U	5 U	NS	5 U	5 U
1,2-Dichloroethane	ug/L	5 U	5 U	5 U	5 U	5 U	5 U	5 U	5 U	NS	5 U	5 U	NS	5 U	5 U
2-Butanone	ug/L	10 U	10 U	10 U	10 U	10 U	10 U	10 U	10 U	NS	10 U	10 U	NS	10 U	10 U
1,1,1-Trichloroethane	ug/L	5 U	5 U	5 U	5 U	5 U	5 U	5 U	5 U	NS	5 U	5 U	NS	2 J	2 J
Carbon Tetrachloride	ug/L	5 U	5 U	5 U	5 U	5 U	5 U	5 U	5 U	NS	5 U	5 U	NS	5 U	5 U
Bromodichloromethane	ug/L	5 U	5 U	5 U	5 U	5 U	5 U	5 U	5 U	NS	5 U	5 U	NS	5 U	5 U
1,2-Dichloropropane	ug/L	5 U	5 U	5 U	5 U	5 U	5 U	5 U	5 U	NS	5 U	5 U	NS	5 U	5 U
cis-1,3-Dichloropropene	ug/L	5 U	5 U	5 U	5 U	5 U	5 U	5 U	5 U	NS	5 U	5 U	NS	5 U	5 U
Trichloroethene	ug/L	5 U	5 U	1 J	10 U	9	66	1 J	1 J	NS	10	5 J	NS	18	680
Dibromochloromethane	ug/L	5 U	5 U	5 U	5 U	5 U	5 U	5 U	5 U	NS	5 U	5 U	NS	5 U	5 U
1,1,2-Trichloroethane	ug/L	5 U	5 U	5 U	5 U	5 U	5 U	5 U	5 U	NS	5 U	5 U	NS	5 U	5 U
Benzene	ug/L	5 U	5 U	5 U	5 U	5 U	5 U	5 U	5 U	NS	5 U	5 U	NS	5 U	5 U
Trans-1,3-Dichloropropene	ug/L	5 U	5 U	5 U	5 U	5 U	5 U	5 U	5 U	NS	5 U	5 U	NS	5 U	5 U
Bromoform	ug/L	5 U	5 U	5 U	5 U	5 U	5 U	5 U	5 U	NS	5 U	5 U	NS	5 U	5 U
4-Methyl-2-pentanone	ug/L	10 U	10 U	10 U	10 U	10 U	10 U	10 U	10 U	NS	10 U	10 U	NS	10 U	10 U
2-Hexanone	ug/L	10 U	10 U	10 U	10 U	10 U	10 U	10 U	10 U	NS	10 U	10 U	NS	10 U	10 U
Tetrachloroethene	ug/L	5 U	5 U	5 U	5 U	10	67	26	25	NS	8	5 U	NS	6	12
1,1,2,2-Tetrachloroethane	ug/L	5 U	5 U	5 U	5 U	5 U	5 U	5 U	5 U	NS	5 U	5 U	NS	5 U	5 U
Toluene	ug/L	5 U	5 U	5 U	5 U	5 U	5 U	5 U	5 U	NS	5 U	5 U	NS	5 U	5 U
Chlorobenzene	ug/L	5 U	5 U	5 U	5 U	5 U	5 U	5 U	5 U	NS	5 U	5 U	NS	5 U	5 U
Ethylbenzene	ug/L	5 U	5 U	5 U	5 U	5 U	5 U	5 U	5 U	NS	5 U	5 U	NS	5 U	5 U
Styrene	ug/L	5 U	5 U	5 U	5 U	5 U	5 U	5 U	5 U	NS	5 U	5 U	NS	5 U	5 U
Xylene (total)	ug/L	5 U	5 U	5 U	5 U	5 U	5 U	5 U	5 U	NS	5 U	5 U	NS	5 U	5 U

Notes: DUP = Duplicate sample

NS = Not sampled

(2.5) = Dilution factor.

U = Compound was analyzed for but not detected. Value shown is the method detection limit for quantification.

J = Indicates an estimated value.

B = Indicates that the analyte was found in the associated blank as well as in the sample.

Table 2-4

**Summary of Groundwater Analytical Results - August 2004**  
**Black & Decker**  
**Hampstead, Maryland**

PARAMETER	Units	RFW-11A	RFW-11B	RFW-12B	RFW-13	RFW-16	RFW-17	RFW-20	RFW-21	Town #22	Town #23	Leister Dairy	Leister Res. #1	Leister Res. #2	Trip Blank
				(5)											
Chloromethane	ug/L	NS	10 U	50 U	10 U	10 U	10 U	10 U	10 U	10 U	10 U	10 U	10 U	10 U	10 U
Bromomethane	ug/L	NS	10 U	50 U	10 U	10 U	10 U	10 U	10 U	10 U	10 U	10 U	10 U	10 U	10 U
Vinyl Chloride	ug/L	NS	10 U	50 U	10 U	10 U	10 U	10 U	10 U	10 U	10 U	10 U	10 U	10 U	10 U
Chloroethane	ug/L	NS	10 U	50 U	10 U	10 U	10 U	10 U	10 U	10 U	10 U	10 U	10 U	10 U	10 U
Methylene Chloride	ug/L	NS	3 J	10 J	2 J	2 J	2 J	2 J	2 J	5 JB	6 B	6 B	6 B	7 B	8 B
Acetone	ug/L	NS	10 U	50 U	10 U	10 U	10 U	10 U	10 U	10 U	10 U	10 U	10 U	10 U	10 U
Carbon Disulfide	ug/L	NS	5 U	25 U	5 U	5 U	5 U	5 U	5 U	5 U	5 U	5 U	5 U	5 U	5 U
1,1-Dichloroethene	ug/L	NS	5 U	25 U	5 U	5 U	5 U	5 U	5 U	5 U	5 U	5 U	5 U	5 U	5 U
1,1-Dichloroethane	ug/L	NS	5 U	25 U	5 U	5 U	5 U	5 U	5 U	5 U	5 U	5 U	5 U	5 U	5 U
1,2-Dichloroethene (total)	ug/L	NS	5 U	10 J	5 U	5 U	5 U	5 U	5 U	5 U	5 U	5 U	5 U	5 U	5 U
Chloroform	ug/L	NS	5 U	25 U	5 U	5 U	5 U	5 U	5 U	5 U	5 U	5 U	5 U	5 U	5 U
1,2-Dichloroethane	ug/L	NS	5 U	25 U	5 U	5 U	1 J	5 U	5 U	5 U	5 U	5 U	5 U	5 U	5 U
2-Butanone	ug/L	NS	10 U	50 U	10 U	10 U	10 U	10 U	10 U	10 U	10 U	10 U	10 U	10 U	10 U
1,1,1-Trichloroethane	ug/L	NS	5 U	25 U	5 U	5 U	5 U	5 U	5 U	5 U	5 U	5 U	5 U	5 U	5 U
Carbon Tetrachloride	ug/L	NS	5 U	25 U	5 U	5 U	5 U	5 U	5 U	5 U	5 U	5 U	5 U	5 U	5 U
Bromodichloromethane	ug/L	NS	5 U	25 U	5 U	5 U	5 U	5 U	5 U	5 U	5 U	5 U	5 U	5 U	5 U
1,2-Dichloropropane	ug/L	NS	5 U	25 U	5 U	5 U	5 U	5 U	5 U	5 U	5 U	5 U	5 U	5 U	5 U
cis-1,3-Dichloropropene	ug/L	NS	5 U	25 U	5 U	5 U	5 U	5 U	5 U	5 U	5 U	5 U	5 U	5 U	5 U
Trichloroethene	ug/L	NS	45	380	3 J	75	5 U	2 J	2 J	5 U	5 U	5 U	5 U	5 U	5 U
Dibromochloromethane	ug/L	NS	5 U	25 U	5 U	5 U	5 U	5 U	5 U	5 U	5 U	5 U	5 U	5 U	5 U
1,1,2-Trichloroethane	ug/L	NS	5 U	25 U	5 U	5 U	5 U	5 U	5 U	5 U	5 U	5 U	5 U	5 U	5 U
Benzene	ug/L	NS	5 U	25 U	5 U	5 U	5 U	5 U	5 U	5 U	5 U	5 U	5 U	5 U	5 U
Trans-1,3-Dichloropropene	ug/L	NS	5 U	25 U	5 U	5 U	5 U	5 U	5 U	5 U	5 U	5 U	5 U	5 U	5 U
Bromoform	ug/L	NS	5 U	25 U	5 U	5 U	5 U	5 U	5 U	5 U	5 U	5 U	5 U	5 U	5 U
4-Methyl-2-pentanone	ug/L	NS	10 U	50 U	10 U	10 U	10 U	10 U	10 U	10 U	10 U	10 U	10 U	10 U	10 U
2-Hexanone	ug/L	NS	10 U	50 U	10 U	10 U	10 U	10 U	10 U	10 U	10 U	10 U	10 U	10 U	10 U
Tetrachloroethene	ug/L	NS	5 U	27	19	5 U	5 U	5 U	5 U	5 U	5 U	5 U	5 U	5 U	5 U
1,1,2,2-Tetrachloroethane	ug/L	NS	5 U	25 U	5 U	5 U	5 U	5 U	5 U	5 U	5 U	5 U	5 U	5 U	5 U
Toluene	ug/L	NS	5 U	25 U	5 U	5 U	5 U	5 U	5 U	5 U	5 U	5 U	5 U	5 U	5 U
Chlorobenzene	ug/L	NS	5 U	25 U	5 U	5 U	5 U	5 U	5 U	5 U	5 U	5 U	5 U	5 U	5 U
Ethylbenzene	ug/L	NS	5 U	25 U	5 U	5 U	5 U	5 U	5 U	5 U	5 U	5 U	5 U	5 U	5 U
Styrene	ug/L	NS	5 U	25 U	5 U	5 U	5 U	5 U	5 U	5 U	5 U	5 U	5 U	5 U	5 U
Xylene (total)	ug/L	NS	5 U	25 U	5 U	5 U	5 U	5 U	5 U	5 U	5 U	5 U	5 U	5 U	5 U

Notes: DUP = Duplicate sample  
 NS = Not sampled  
 (2.5) = Dilution factor.

U = Compound was analyzed for but not detected. Value shown is the method detection limit for qu;  
 J = Indicates an estimated value.  
 B = Indicates that the analyte was found in the associated blank as well as in the sample.

DUP = Duplicate sample  
 NS = Not sampled  
 (2.5) = Dilution factor.

Table 2-4

## Summary of Groundwater Analytical Results - August 2004

## Black &amp; Decker

## Hampstead, Maryland

PARAMETER	Units	EW-1	EW-2 (10)	EW-3 (2)	EW-4 (25)	EW-5 (2)	EW-6	EW-7	EW-8	EW-9 (2)	EW-9 (DUP) (2)	EW-10
Chloromethane	ug/L	NS	100 U	20 U	250 U	20 U	10 U	10 U	10 U	20 U	20 U	10 U
Bromomethane	ug/L	NS	100 U	20 U	250 U	20 U	10 U	10 U	10 U	20 U	20 U	10 U
Vinyl Chloride	ug/L	NS	100 U	20 U	250 U	20 U	10 U	10 U	10 U	20 U	20 U	10 U
Chloroethane	ug/L	NS	100 U	20 U	250 U	20 U	10 U	10 U	10 U	20 U	20 U	10 U
Methylene Chloride	ug/L	NS	130	11 B	370	10 B	4 J	4 J	4 JB	10 B	13 B	5 B
Acetone	ug/L	NS	100 U	20 U	250 U	20 U	10 U	10 U	10 U	20 U	20 U	10 U
Carbon Disulfide	ug/L	NS	50 U	10 U	120 U	10 U	5 U	5 U	5 U	10 U	10 U	5 U
1,1-Dichloroethene	ug/L	NS	50 U	10 U	120 U	10 U	5 U	5 U	5 U	10 U	10 U	5 U
1,1-Dichloroethane	ug/L	NS	50 U	10 U	120 U	10 U	5 U	5 U	5 U	10 U	10 U	5 U
1,2-Dichloroethene (total)	ug/L	NS	50 U	10 U	120 U	10 U	5 U	4 J	15	10 U	10 U	5 U
Chloroform	ug/L	NS	50 U	10 U	120 U	10 U	5 U	5 U	5 U	10 U	10 U	5 U
1,2-Dichloroethane	ug/L	NS	50 U	10 U	120 U	10 U	5 U	5 U	5 U	10 U	10 U	5 U
2-Butanone	ug/L	NS	100 U	20 U	250 U	20 U	10 U	10 U	10 U	20 U	20 U	10 U
1,1,1-Trichloroethane	ug/L	NS	50 U	10 U	120 U	10 U	5 U	5 U	5 U	10 U	10 U	5 U
Carbon Tetrachloride	ug/L	NS	50 U	10 U	120 U	10 U	5 U	5 U	5 U	10 U	10 U	5 U
Bromodichloromethane	ug/L	NS	50 U	10 U	120 U	10 U	5 U	5 U	5 U	10 U	10 U	5 U
1,2-Dichloropropane	ug/L	NS	50 U	10 U	120 U	10 U	5 U	5 U	5 U	10 U	10 U	5 U
cis-1,3-Dichloropropene	ug/L	NS	50 U	10 U	120 U	10 U	5 U	5 U	5 U	10 U	10 U	5 U
Trichloroethene	ug/L	NS	820	250	2800	420	9	4 J	10	10 U	10 U	5 U
Dibromochloromethane	ug/L	NS	50 U	10 U	120 U	10 U	5 U	5 U	5 U	10 U	10 U	5 U
1,1,2-Trichloroethane	ug/L	NS	50 U	10 U	120 U	10 U	5 U	5 U	5 U	10 U	10 U	5 U
Benzene	ug/L	NS	50 U	10 U	120 U	10 U	5 U	5 U	5 U	10 U	10 U	5 U
Trans-1,3-Dichloropropene	ug/L	NS	50 U	10 U	120 U	10 U	5 U	5 U	5 U	10 U	10 U	5 U
Bromoform	ug/L	NS	50 U	10 U	120 U	10 U	5 U	5 U	5 U	10 U	10 U	5 U
4-Methyl-2-pentanone	ug/L	NS	100 U	20 U	250 U	20 U	10 U	10 U	10 U	20 U	20 U	10 U
2-Hexanone	ug/L	NS	100 U	20 U	250 U	20 U	10 U	10 U	10 U	20 U	20 U	10 U
Tetrachloroethene	ug/L	NS	54	5 J	43 J	12	24	7	70	190	220	21
1,1,2,2-Tetrachloroethane	ug/L	NS	50 U	10 U	120 U	10 U	5 U	5 U	5 U	10 U	10 U	5 U
Toluene	ug/L	NS	50 U	10 U	120 U	10 U	5 U	5 U	5 U	10 U	10 U	5 U
Chlorobenzene	ug/L	NS	50 U	10 U	120 U	10 U	5 U	5 U	5 U	10 U	10 U	5 U
Ethylbenzene	ug/L	NS	50 U	10 U	120 U	10 U	5 U	5 U	5 U	10 U	10 U	5 U
Styrene	ug/L	NS	50 U	10 U	120 U	10 U	5 U	5 U	5 U	10 U	10 U	5 U
Xylene (total)	ug/L	NS	50 U	10 U	120 U	10 U	5 U	5 U	5 U	10 U	10 U	5 U

Notes: U = Compound was analyzed for but not detected. Value shown is the method detection limit for quantification.

J = Indicates an estimated value.

B = Indicates that the analyte was found in the associated blank as well as in the sample.

### 3. OPERATION AND MAINTENANCE OF THE TREATMENT SYSTEM

A summary of the maintenance activities which were undertaken with the extraction and treatment system during the reporting period (July through September 2004) is provided in Table 3-1. This table is comprehensive in summarizing significant maintenance events or activities, while not including those activities considered unworthy of note (such as replacement of light bulbs, lubrication of moving parts as appropriate or other routine activities).

**Table 3-1**  
**Treatment System Maintenance Activities - 3rd Quarter 2004**  
**Black & Decker**  
**Hampstead, Maryland**

<b>Date</b>	<b>Event/Corrective Action</b>
<b>Jul-04</b>	A new pump, motor and contactor were installed in EW-3. The well is back on line.
<b>Jul-04</b>	EW-2 not pumping, the pump was replaced, the well was bleached and put back on line. The well was down for 7 days.

#### 4. RECOMMENDATIONS

For the reporting period of July through September 2004, the treatment system continued to create a hydraulic boundary preventing off-site migration of groundwater. The extraction system will continue to operate as currently configured to pump and treat contaminated groundwater. Depth-to-water measurements will continue to be collected on a monthly basis in all site monitor wells to construct a groundwater elevation contour map for the site. The groundwater elevation contour map will be used to verify that the required area of groundwater capture is being maintained. If necessary, pumping rates will be adjusted to maintain groundwater capture due to seasonal fluctuations in groundwater elevations. The treatment system will also continue to operate as currently configured, as data collected have proven that the treatment system is fully effective in removing VOCs from the extracted groundwater.

---

**APPENDIX A**  
**GROUNDWATER TREATMENT SYSTEM PUMPING RECORDS**  
**(JULY – SEPTEMBER 2004)**

---



MONTH / YEAR

July 2004

**BLACK DECKER  
AIR STRIPPER # 2  
OPERATING RECORD**

PAST MONTH READING

42630514

\* 7-12-04 Electrical Storm reset instruments. Read 195 gpm as measure for record.

Date	Day	Time	Integ. Reading	GPD	Pump # 11	Pump # 12
1	T	0920	42841482	213 894	21483	21604
2	F	0915	43055376	↑	21506	21604
3						
4						
5				904488		
6	T	1220	43959864	228048	21606	21604
7	W	0945	44187912	269987	21606	21625
8	T	1110	44457899	228322	21606	21651
9	F	0920	44686221	↓	21606	21672
10						
11				* 787500		
12	M	1255	26683	231521	21606	21749
13	T	1045	257204	279783	21628	21749
14	W	1315	536987	220140	21654	21749
15	T	1005	757133	742786	21675	21749
16	F	0930	999919	↓	21698	21749
17						
18				773398		
19	M	1035	1773317	252160	21771	21749
20	T	1140	2025483	286258	21771	21773
21	W	1355	2311741	228914	21771	21800
22	T	1145	2540655	254003	21771	21822
23	F	1200	2794658	↑	21771	21846
24						
25				734448		
26	M	1020	3529106	280442	21771	21916
27	T	1315	3809548	219620	21798	21916
28	W	1020	4029168	239012	21819	21916
29	T	1055	4268180	246227	21844	21916
30	F	1145	4514407	251094	21869	21916
31	S	1230	4763501	234117	21894	21916
Total				7606174		
Average				245360		

NEXT MONTH READING 5233735

DATE 8-2-04

MONTH / YEAR

Aug. 2004

**BLACK DECKER  
AIR STRIPPER # 2  
OPERATING RECORD**

PAST MONTH READING

4765501

Date	Day	Time	Integ. Reading	GPD	Pump # 11	Pump # 12
1				234117		
2	M	1215	5233735	241629	21941	21916
3	T	1230	5476364	221711	21965	21916
4	W	1020	5697075	259955	21965	21938
5	T	1015	5957030	247603	21965	21962
6	F	0915	6204633	↑	21965	21985
7						
8				796948		
9	M	1215	7001581	262334	21965	22060
10	T	1305	7263915	214726	21990	22060
11	W	0925	7478641	299271	22011	22060
12	T	1350	7777912	238052	22039	22060
13	F	1225	8015964	↑	22062	22060
14						
15				737354		
16	M	1035	8753318	250150	22132	22060
17	T	1025	9003468	266136	22132	22084
18	W	1145	9269604	230759	22132	22109
19	T	0920	9500363	247635	22132	22130
20	F	0725	9747998	↑	22132	22153
21						
22				822865		
23	M	1100	10570863	252954	22132	22229
24	T	1030	10823817	269871	22155	22229
25	W	1140	11093688	234832	22180	22229
26	T	0935	11328520	270507	22202	22229
27	F	1055	11599027	↑	22228	22229
28						
29				783697		
30	M	1230	12382724	241720	22301	22329
31	T	1142	12624444	285531	22301	22252
Total				7910357		
Average				255173		

NEXT MONTH READING 12909975

DATE 9-1-04

**BLACK DECKER  
AIR STRIPPER # 2  
OPERATING RECORD**

MONTH / YEAR

PAST MONTH READING

Sep. 04

1262444

Date	Day	Time	Integ. Reading	GPD	Pump # 11	Pump # 12
1	W	1415	12909975	228594	22301	22278
2	T	1155	13138569	263223	22301	22300
3	F	1250	13401792	↑	22301	22325
4						
5				738811		
6	M		14140603	257026		
7	T	1125	14397629	221873	22301	22419
8	W	0911	14619502	252917	22301	22441
9	T	0920	14872419	270887	22301	22465
10	F	1040	15143306	↑	22301	22491
11						
12				766553		
13	M	1212	15909859	216796	22375	22491
14	T	0900	16126655	241057	22396	22491
15	W	0923	16367712	245365	22420	22491
16	T	1010	16613077	243277	22445	22491
17	F	1050	16856354	↑	22445	22515
18						
19				707522		
20	M	1035	17563876	241185	22445	22587
21	T	1110	17805061	254188	22445	22612
22	W	1305	18059249	245342	22445	22638
23	T	1400	18304591	195633	22470	22638
24	F	1000	18500224	↑	22490	22638
25						
26				721149		
27	M	1135	19221373	241838	22563	22638
28	T	1210	19463211	231101	22588	22638
29	W	1020	19694312	278308	22610	22638
30	T	1305	19972620	235979	22637	22638
31						
Total				7298624		
Average				243287		

NEXT MONTH READING 20208599

DATE 10-1-04

---

**APPENDIX B  
DISCHARGE MONITORING REPORTS  
(JULY - SEPTEMBER 2004)**

---

PERMITTEE NAME/ADDRESS: (Include Facility Name/Location if different)

NAME: **AG/GFI Hampstead, Inc.**  
 ADDRESS: **133 Pearl Street**  
**Suite 400**  
**Boston, MA 02110**  
 FACILITY: **Hampstead, Maryland 21074**  
 LOCATION: **CARROLL COUNTY**

NATIONAL POLLUTANT DISCHARGE ELIMINATION SYSTEM (NPDES)

DISCHARGE MONITORING REPORT (DMR)


**MD0001881**  
 PERMIT NUMBER  
 (2-18)

**001**  
 DISCHARGE NUMBER  
 (17-19)

MONITORING PERIOD  
 FROM YEAR MO DAY TO YEAR MO DAY  
**2004 07 01** TO **04 07 31**  
 (20-21) (22-23) (24-25) (26-27) (28-30) (30-31)

FORM APPROVED  
 OMB No. 2040-0004

NOTE: Read instructions before completing this form.

PARAMETER (32-37)	X	(3 Card Only) QUANTITY OR LOADING (48-53)			(4 Card Only) QUALITY OR CONCENTRATION				NO. EX (62-63)	FREQUENCY OF ANALYSIS (64-68)	SAMPLE TYPE (69-70)						
		AVERAGE	MAXIMUM	UNITS	MINIMUM	AVERAGE	MAXIMUM	UNITS									
FLOW	SAMPLE MEASUREMENT	0.224	1.156	MGD					0	Measured/Recorded							
	PERMIT REQUIREMENT	NO LIMIT	NO LIMIT							Measured/Recorded							
1,1,1-TRICHLOROETHANE	SAMPLE MEASUREMENT						<5	ppb	0	1/MONTH	GRAB						
	PERMIT REQUIREMENT						5			1/MONTH	GRAB						
TETRACHLOROETHYLENE	SAMPLE MEASUREMENT						<5	ppb	0	1/MONTH	GRAB						
	PERMIT REQUIREMENT						5			1/MONTH	GRAB						
TRICHLOROETHYLENE	SAMPLE MEASUREMENT						<5	ppb	0	1/MONTH	GRAB						
	PERMIT REQUIREMENT						5			1/MONTH	GRAB						
TOTAL RESIDUAL CHLORINE	SAMPLE MEASUREMENT						<0.1	mg/l	0	1/MONTH	GRAB						
	PERMIT REQUIREMENT						<0.1			1/MONTH	GRAB						
OIL & GREASE	SAMPLE MEASUREMENT						<5	mg/l	0	1/MONTH	GRAB						
	PERMIT REQUIREMENT					10	15			1/MONTH	GRAB						
pH	SAMPLE MEASUREMENT				6.18		7.27	STD	0	2/WEEK	GRAB						
	PERMIT REQUIREMENT				6.00		8.50			2/WEEK	GRAB						
NAME / TITLE PRINCIPAL EXECUTIVE OFFICER		I CERTIFY UNDER PENALTY OF LAW THAT I HAVE PERSONALLY EXAMINED AND AM FAMILIAR WITH THE INFORMATION SUBMITTED HEREIN; AND BASED ON MY INQUIRY OF THOSE INDIVIDUALS IMMEDIATELY RESPONSIBLE FOR OBTAINING THE INFORMATION, I BELIEVE THE SUBMITTED INFORMATION IS TRUE, ACCURATE AND COMPLETE. I AM AWARE THAT THERE ARE SIGNIFICANT PENALTIES FOR SUBMITTING FALSE INFORMATION, INCLUDING THE POSSIBILITY OF FINE AND IMPRISONMENT. SEE 18 U.S.C. § 1001 AND 33 U.S.C. § 1315. (Penalties under these statutes may include fines up to \$10,000 and/or maximum imprisonment of between 6 months and 5 years.)							TELEPHONE	DATE							
Henry C Suominen, Jr. AG/GFI Manger									 SIGNATURE OF PRINCIPAL EXECUTIVE OFFICER OR AUTHORIZED AGENT							410-374-9025	04   08   02
TYPED OR PRINTED																AREA CODE-NUMBER	YEAR   MO   DAY

COMMENT AND EXPLANATION OF ANY VIOLATIONS

(Reference all attachments here)

\*Averages for TSS and Oil & Grease are reported quarterly.

EPA Form 3320-1 (Rev. 9-88) Previous edition to be used until supply is exhausted.

(REPLACES EPA FORM T-40 WHICH MAY NOT BE USED.)

PERMITTEE NAME/ADDRESS: (Include Facility Name/Location if different)

NAME: **AG/GFI Hampstead, Inc.**  
 ADDRESS: **133 Pearl Street**  
**Suite 400**  
**Boston, MA 02110**

FACILITY: **Hampstead, Maryland, 21074**

LOCATION: **CARROLL COUNTY**

NATIONAL POLLUTANT DISCHARGE ELIMINATION SYSTEM (NPDES)

DISCHARGE MONITORING REPORT (DMR)

**MD0001881**  
 PERMIT NUMBER


**001**  
 DISCHARGE NUMBER

MONITORING PERIOD

FROM: YEAR **2004** MO **07** DAY **01** TO: YEAR **04** MO **07** DAY **31**

FORM APPROVED  
 OMB No. 2040-0004

NOTE: Read instructions before completing this form.

PARAMETER (32-37)	SAMPLE MEASUREMENT	QUANTITY OR LOADING (3 Card Only) (46-53)			QUALITY OR CONCENTRATION (4 Card Only) (48-53)				NO. EX (62-63)	FREQUENCY OF ANALYSIS (64-68)	SAMPLE TYPE (69-70)	
		AVERAGE	MAXIMUM	UNITS	MINIMUM	AVERAGE	MAXIMUM	UNITS				
BOD	SAMPLE MEASUREMENT							4.8	mg/l	0	1/MONTH	GRAB
	PERMIT REQUIREMENT							15				1/MONTH
TOTAL SUSPENDED SOLIDS	SAMPLE MEASUREMENT							7.6	mg/l	0	1/MONTH	GRAB
	PERMIT REQUIREMENT							20		30		1/MONTH
	SAMPLE MEASUREMENT											
	PERMIT REQUIREMENT											
	SAMPLE MEASUREMENT											
	PERMIT REQUIREMENT											
	SAMPLE MEASUREMENT											
	PERMIT REQUIREMENT											
	SAMPLE MEASUREMENT											
	PERMIT REQUIREMENT											
	SAMPLE MEASUREMENT											
	PERMIT REQUIREMENT											
NAME / TITLE PRINCIPAL EXECUTIVE OFFICER		I CERTIFY UNDER PENALTY OF LAW THAT I HAVE PERSONALLY EXAMINED AND AM FAMILIAR WITH THE INFORMATION SUBMITTED HEREIN; AND BASED ON MY INQUIRY OF THOSE INDIVIDUALS IMMEDIATELY RESPONSIBLE FOR OBTAINING THE INFORMATION, I BELIEVE THE SUBMITTED INFORMATION IS TRUE, ACCURATE AND COMPLETE. I AM AWARE THAT THERE ARE SIGNIFICANT PENALTIES FOR SUBMITTING FALSE INFORMATION, INCLUDING THE POSSIBILITY OF FINE AND IMPRISONMENT. SEE 18 U.S.C. § 1001 AND 23 U.S.C. § 1319. (Penalties under these statutes may include fines up to \$10,000 and/or maximum imprisonment of between 6 months and 5 years.)							TELEPHONE		DATE	
Henry C Suominen, Jr. AG/GFI Manger									410-374-9025		04   08   02	
TYPED OR PRINTED									AREA CODE-NUMBER		YEAR   MO   DAY	
SIGNATURE OF PRINCIPAL EXECUTIVE OFFICER OR AUTHORIZED AGENT												

COMMENT AND EXPLANATION OF ANY VIOLATIONS

(Reference all attachments here)

\*Averages for TSS and Oil & Grease are reported quarterly.  
 EPA Form 3320-1 (Rev. 9-88) Previous edition to be used until supply is exhausted.

(REPLACES EPA FORM T-40 WHICH MAY NOT BE USED.)

PERMITTEE NAME/ADDRESS: (Include Facility Name/Location if different)

NAME: **AG/GFI Hampstead, Inc.**  
 ADDRESS: **133 Pearl Street**  
**Suite 400**  
**Boston, MA 02110**  
 FACILITY: **Hampstead, Maryland 21074**  
 LOCATION: **CARROLL COUNTY**

NATIONAL POLLUTANT DISCHARGE ELIMINATION SYSTEM (NPDES)  
 DISCHARGE MONITORING REPORT (DMR)


**MD0001881** **101**  
 PERMIT NUMBER DISCHARGE NUMBER  
 (2-16) (17-19)

MONITORING PERIOD					
YEAR	MO	DAY	YEAR	MO	DAY
2004	07	01	04	07	31
(20-21)	(22-23)	(24-25)	(26-27)	(28-29)	(30-31)

FORM APPROVED  
 OMB No.2040-0004

NOTE: Read instructions before completing this form.

PARAMETER (32-37)	X	(3 Card Only) QUANTITY OR LOADING (46-53)			(4 Card Only) QUALITY OR CONCENTRATION (38-45)			NO. EX (82-83)	FREQUENCY OF ANALYSIS (84-88)	SAMPLE TYPE (89-90)
		AVERAGE	MAXIMUM	UNITS	MINIMUM	AVERAGE	MAXIMUM			
FLOW	SAMPLE MEASUREMENT	0.254	0.321	MGD				0	Cont Measure/Record	
	PERMIT REQUIREMENT	NO LIMIT	NO LIMIT						Cont Measure/Record	
FECAL COLIFORM	SAMPLE MEASUREMENT					<2	MPN/100ml	0	1/WEEK GRAB	
	PERMIT REQUIREMENT					200			1/WEEK GRAB	
	SAMPLE MEASUREMENT									
	PERMIT REQUIREMENT									
	SAMPLE MEASUREMENT									
	PERMIT REQUIREMENT									
	SAMPLE MEASUREMENT									
	PERMIT REQUIREMENT									
	SAMPLE MEASUREMENT									
	PERMIT REQUIREMENT									
	SAMPLE MEASUREMENT									
	PERMIT REQUIREMENT									

NAME / TITLE PRINCIPAL EXECUTIVE OFFICER <b>Henry C Suominen, Jr.</b> <b>AG/GFI Manger</b> TYPED OR PRINTED	I CERTIFY UNDER PENALTY OF LAW THAT I HAVE PERSONALLY EXAMINED AND AM FAMILIAR WITH THE INFORMATION SUBMITTED HEREIN; AND BASED ON MY INQUIRY OF THOSE INDIVIDUALS IMMEDIATELY RESPONSIBLE FOR OBTAINING THE INFORMATION, I BELIEVE THE SUBMITTED INFORMATION IS TRUE, ACCURATE AND COMPLETE. I AM AWARE THAT THERE ARE SIGNIFICANT PENALTIES FOR SUBMITTING FALSE INFORMATION, INCLUDING THE POSSIBILITY OF FINE AND IMPRISONMENT. SEE 18 U.S.C. § 1001 AND 18 U.S.C. § 1519. (Penalties under these statutes may include fines up to \$10,000 and/or maximum imprisonment of between 6 months and 5 years.)	 SIGNATURE OF PRINCIPAL EXECUTIVE OFFICER OR AUTHORIZED AGENT	TELEPHONE	DATE
			410-374-9025	04   08   02

COMMENT AND EXPLANATION OF ANY VIOLATIONS (Reference all attachments here)

PERMITTEE NAME/ADDRESS: (Include Facility Name/Location if different)  
 NAME: AG/GFI Hampstead, Inc.  
 ADDRESS: 133 Pearl Street  
Suite 400  
Boston, MA 02110  
 FACILITY: Hampstead, Maryland 21074  
 LOCATION: CARROLL COUNTY

NATIONAL POLLUTANT DISCHARGE ELIMINATION SYSTEM (NPDES)  
 DISCHARGE MONITORING REPORT (DMR)

FORM APPROVED  
 OMB No. 2040-0004

**MD0001881**  
 PERMIT NUMBER (2-18)


**201**  
 DISCHARGE NUMBER (17-19)

MONITORING PERIOD

FROM	YEAR	MO	DAY	TO	YEAR	MO	DAY
	2004	07	01		04	07	31
	(20-21)	(22-23)	(24-25)		(28-27)	(28-29)	(30-31)

NOTE: Read instructions before completing this form.

PARAMETER (32-37)	SAMPLE MEASUREMENT	(3 Card Only) QUANTITY OR LOADING (46-53)			(4 Card Only) QUALITY OR CONCENTRATION				NO. EX (62-63)	FREQUENCY OF ANALYSIS (64-66)	SAMPLE TYPE (69-70)
		AVERAGE	MAXIMUM	UNITS	MINIMUM	AVERAGE	MAXIMUM	UNITS			
FLOW	SAMPLE MEASUREMENT	0.245	0.286	MGD					0	Cont Measure/Record	
	PERMIT REQUIREMENT	NO LIMIT	NO LIMIT							Cont Measure/Record	
1,1,1-TRICHLOROETHANE	SAMPLE MEASUREMENT						<5	ppb	0	1/MONTH	GRAB
	PERMIT REQUIREMENT						N/A			1/MONTH	GRAB
TETRACHLOROETHYLENE	SAMPLE MEASUREMENT						<5	ppb	0	1/MONTH	GRAB
	PERMIT REQUIREMENT						N/A			1/MONTH	GRAB
TRICHLOROETHYLENE	SAMPLE MEASUREMENT						<5	ppb	0	1/MONTH	GRAB
	PERMIT REQUIREMENT						N/A			1/MONTH	GRAB
	SAMPLE MEASUREMENT										
	PERMIT REQUIREMENT										
	SAMPLE MEASUREMENT										
	PERMIT REQUIREMENT										
	SAMPLE MEASUREMENT										
	PERMIT REQUIREMENT										

NAME / TITLE PRINCIPAL EXECUTIVE OFFICER  <b>Henry C Suominen, Jr.</b> <b>AG/GFI Manger</b>  TYPED OR PRINTED	<small>CERTIFY UNDER PENALTY OF LAW THAT I HAVE PERSONALLY EXAMINED AND AM FAMILIAR WITH THE INFORMATION SUBMITTED HEREIN; AND BASED ON MY INQUIRY OF THOSE INDIVIDUALS IMMEDIATELY RESPONSIBLE FOR OBTAINING THE INFORMATION, I BELIEVE THE SUBMITTED INFORMATION IS TRUE, ACCURATE AND COMPLETE. I AM AWARE THAT THERE ARE SIGNIFICANT PENALTIES FOR SUBMITTING FALSE INFORMATION, INCLUDING THE POSSIBILITY OF FINE AND IMPRISONMENT. SEE 18 U.S.C. § 1001 AND 28 U.S.C. § 1319. (Penalties under these statutes may include: fines up to \$10,000 and/or maximum imprisonment of between 6 months and 3 years.)</small>	 SIGNATURE OF PRINCIPAL EXECUTIVE OFFICER OR AUTHORIZED AGENT	TELEPHONE	DATE
			410-374-9025	04   08   02

COMMENT AND EXPLANATION OF ANY VIOLATIONS (Reference all attachments here)



PERMITTEE NAME/ADDRESS: (Include Facility Name/Location if different)

NAME: **AG/GFI Hampstead, Inc.**  
 ADDRESS: **133 Pearl Street**  
**Suite 400**  
**Boston, MA 02110**

FACILITY: **Hampstead, Maryland 21074**

LOCATION: **CARROLL COUNTY**

NATIONAL POLLUTANT DISCHARGE ELIMINATION SYSTEM (NPDES)

DISCHARGE MONITORING REPORT (DMR)

FORM APPROVED  
 OMB No. 2040-0004

<b>MD0001881</b>	<b>001</b>
PERMIT NUMBER	DISCHARGE NUMBER
(2-16)	(17-19)

MONITORING PERIOD							
FROM	YEAR	MO	DAY	TO	YEAR	MO	DAY
	2004	08	01		04	08	31
	(20-21)	(22-23)	(24-25)		(26-27)	(28-29)	(30-31)

NOTE: Read instructions before completing this form.

PARAMETER (32-37)	SAMPLE MEASUREMENT	(3 Card Only) (46-53)			(4 Card Only) (54-61)				NO. EX (62-65)	FREQUENCY OF ANALYSIS (64-68)	SAMPLE TYPE (69-70)
		AVERAGE	MAXIMUM	UNITS	MINIMUM	AVERAGE	MAXIMUM	UNITS			
FLOW	SAMPLE MEASUREMENT	0.314	0.977	MGD					0	1/MONTH	GRAB
	PERMIT REQUIREMENT	NO LIMIT	NO LIMIT								
1,1,1-TRICHLOROETHANE	SAMPLE MEASUREMENT						<5	ppb	0	1/MONTH	GRAB
	PERMIT REQUIREMENT						5			1/MONTH	GRAB
TETRACHLOROETHYLENE	SAMPLE MEASUREMENT						<5	ppb	0	1/MONTH	GRAB
	PERMIT REQUIREMENT						5			1/MONTH	GRAB
TRICHLOROETHYLENE	SAMPLE MEASUREMENT						<5	ppb	0	1/MONTH	GRAB
	PERMIT REQUIREMENT						5			1/MONTH	GRAB
TOTAL RESIDUAL CHLORINE	SAMPLE MEASUREMENT						<0.1	mg/l	0	1/MONTH	GRAB
	PERMIT REQUIREMENT						<0.1			1/MONTH	GRAB
OIL & GREASE	SAMPLE MEASUREMENT						<5	mg/l	0	1/MONTH	GRAB
	PERMIT REQUIREMENT						10	15		1/MONTH	GRAB
pH	SAMPLE MEASUREMENT				6.17		7.29	STD	0	2/WEEK	GRAB
	PERMIT REQUIREMENT				6.00		8.50			2/WEEK	GRAB

NAME / TITLE PRINCIPAL EXECUTIVE OFFICER  
**Henry C Suominen, Jr.**  
**AG/GFI Manger**  
 TYPED OR PRINTED

I CERTIFY UNDER PENALTY OF LAW THAT I HAVE PERSONALLY EXAMINED AND AM FAMILIAR WITH THE INFORMATION SUBMITTED HEREIN; AND BASED ON MY INQUIRY OF THOSE INDIVIDUALS IMMEDIATELY RESPONSIBLE FOR OBTAINING THE INFORMATION, I BELIEVE THE SUBMITTED INFORMATION IS TRUE, ACCURATE AND COMPLETE. I AM AWARE THAT THERE ARE SIGNIFICANT PENALTIES FOR SUBMITTING FALSE INFORMATION, INCLUDING THE POSSIBILITY OF FINE AND IMPRISONMENT. SEE 18 U.S.C. § 1001 AND 33 U.S.C. § 1319. (Penalties under these statutes may include fines up to \$10,000 and/or maximum imprisonment of between 6 months and 5 years.)

*Earl Wedde*  
 SIGNATURE OF PRINCIPAL EXECUTIVE OFFICER OR AUTHORIZED AGENT

TELEPHONE: 410-374-9025  
 DATE: 04 | 09 | 02  
 AREA CODE-NUMBER: 410-374-9025  
 YEAR | MO | DAY: 04 | 09 | 02

COMMENT AND EXPLANATION OF ANY VIOLATIONS

(Reference all attachments here)

\*Averages for TSS and Oil & Grease are reported quarterly.

PERMITTEE NAME/ADDRESS: (Include Facility Name/Location if different)

NAME: **AG/GFI Hampstead, Inc.**  
 ADDRESS: **133 Pearl Street**  
**Suite 400**  
**Boston, MA 02110**

FACILITY: **Hampstead, Maryland, 21074**

LOCATION: **CARROLL COUNTY**

NATIONAL POLLUTANT DISCHARGE ELIMINATION SYSTEM (NPDES)

DISCHARGE MONITORING REPORT (DMR)

**MD0001881**  
 PERMIT NUMBER

**001**  
 DISCHARGE NUMBER

(2-18) (17-19)


MONITORING PERIOD

YEAR	MO	DAY	YEAR	MO	DAY
2004	08	01	04	08	31

FROM (20-21) (22-23) (24-25) TO (26-27) (28-29) (30-31)

FORM APPROVED  
 OMB No. 2040-0004

NOTE: Read instructions before completing this form.

PARAMETER (32-37)	X	(3 Card Only) (46-53) QUANTITY OR LOADING (54-61)			(4 Card Only) (38-45) QUALITY OR CONCENTRATION (46-53) (54-61)				NO. EX (62-63)	FREQUENCY OF ANALYSIS (64-68)	SAMPLE TYPE (69-70)						
		AVERAGE	MAXIMUM	UNITS	MINIMUM	AVERAGE	MAXIMUM	UNITS									
BOD	SAMPLE MEASUREMENT							4.0	0	1/MONTH	GRAB						
	PERMIT REQUIREMENT							16		1/MONTH	GRAB						
TOTAL SUSPENDED SOLIDS	SAMPLE MEASUREMENT							6.8	0	1/MONTH	GRAB						
	PERMIT REQUIREMENT					20	30	mg/l		1/MONTH	GRAB						
	SAMPLE MEASUREMENT																
	PERMIT REQUIREMENT																
	SAMPLE MEASUREMENT																
	PERMIT REQUIREMENT																
	SAMPLE MEASUREMENT																
	PERMIT REQUIREMENT																
	SAMPLE MEASUREMENT																
	PERMIT REQUIREMENT																
NAME / TITLE PRINCIPAL EXECUTIVE OFFICER		I CERTIFY UNDER PENALTY OF LAW THAT I HAVE PERSONALLY EXAMINED AND AM FAMILIAR WITH THE INFORMATION SUBMITTED HEREIN, AND BASED ON MY INQUIRY OF THOSE INDIVIDUALS IMMEDIATELY RESPONSIBLE FOR OBTAINING THE INFORMATION, I BELIEVE THE SUBMITTED INFORMATION IS TRUE, ACCURATE AND COMPLETE. I AM AWARE THAT THERE ARE SIGNIFICANT PENALTIES FOR SUBMITTING FALSE INFORMATION, INCLUDING THE POSSIBILITY OF FINE AND IMPRISONMENT. SEE 18 U.S.C. § 1001 AND 33 U.S.C. § 1319. (Penalties under these statutes may include fines up to \$10,000 and/or maximum imprisonment of between 6 months and 5 years.)							TELEPHONE	DATE							
Henry C Suominen, Jr. AG/GFI Manger									 SIGNATURE OF PRINCIPAL EXECUTIVE OFFICER OR AUTHORIZED AGENT							410-374-9025	04   09   02
TYPED OR PRINTED																AREA CODE-NUMBER	YEAR   MO   DAY

COMMENT AND EXPLANATION OF ANY VIOLATIONS (Reference all attachments here)

\*Averages for TSS and Oil & Grease are reported quarterly.

EPA Form 3320-1 (Rev. 9-88) Previous edition to be used until supply is exhausted.

(REPLACES EPA FORM T-40 WHICH MAY NOT BE USED.)

PAGE 2 OF 2

PERMITTEE NAME/ADDRESS: (Include Facility Name/Location if different)

NAME: **AG/GFI Hampstead, Inc.**  
 ADDRESS: **133 Pearl Street**  
**Suite 400**  
 Boston, MA 02110

FACILITY: **Hampstead, Maryland 21074**

LOCATION: **CARROLL COUNTY**

NATIONAL POLLUTANT DISCHARGE ELIMINATION SYSTEM (NPDES)

DISCHARGE MONITORING REPORT (DMR)

**MD0001881** **101**  
 PERMIT NUMBER DISCHARGE NUMBER

(2-16) (17-19)  
**MONITORING PERIOD**

FROM 

YEAR	MO	DAY
2004	08	01

 TO 

YEAR	MO	DAY
04	08	31

FORM APPROVED  
 OMB No. 2040-0004

NOTE: Read instructions before completing this form.

PARAMETER (32-37)	SAMPLE MEASUREMENT	(3 Card Only) QUANTITY OR LOADING (46-53)			(4 Card Only) QUALITY OR CONCENTRATION (38-45)			NO. EX (62-65)	FREQUENCY OF ANALYSIS (64-68)	SAMPLE TYPE (69-70)
		AVERAGE (54-55)	MAXIMUM (56-57)	UNITS (58-59)	MINIMUM (38-39)	AVERAGE (40-41)	MAXIMUM (42-43)			
FLOW	SAMPLE MEASUREMENT	0.208	0.250	MGD				0	Cont Measure/Record	
	PERMIT REQUIREMENT	NO LIMIT	NO LIMIT						Cont Measure/Record	
FECAL COLIFORM	SAMPLE MEASUREMENT					<2	MPN/100ml	0	1/WEEK GRAB	
	PERMIT REQUIREMENT					200			1/WEEK GRAB	
	SAMPLE MEASUREMENT									
	PERMIT REQUIREMENT									
	SAMPLE MEASUREMENT									
	PERMIT REQUIREMENT									
	SAMPLE MEASUREMENT									
	PERMIT REQUIREMENT									
	SAMPLE MEASUREMENT									
	PERMIT REQUIREMENT									
	SAMPLE MEASUREMENT									
	PERMIT REQUIREMENT									
NAME / TITLE PRINCIPAL EXECUTIVE OFFICER	I CERTIFY UNDER PENALTY OF LAW THAT I HAVE PERSONALLY EXAMINED AND AM FAMILIAR WITH THE INFORMATION SUBMITTED HEREIN; AND BASED ON MY INQUIRY OF THOSE INDIVIDUALS IMMEDIATELY RESPONSIBLE FOR OBTAINING THE INFORMATION, I BELIEVE THE SUBMITTED INFORMATION IS TRUE, ACCURATE AND COMPLETE. I AM AWARE THAT THERE ARE SIGNIFICANT PENALTIES FOR SUBMITTING FALSE INFORMATION, INCLUDING THE POSSIBILITY OF FINE AND IMPRISONMENT. SEE 16 U.S.C. § 1001 AND 33 U.S.C. § 1319. (Penalties under these statutes may include fines up to \$10,000 and/or maximum imprisonment of between 6 months and 5 years.)							TELEPHONE	DATE	
Henry C Suominen, Jr. AG/GFI Manger	<i>Earl Weddle</i> SIGNATURE OF PRINCIPAL EXECUTIVE OFFICER OR AUTHORIZED AGENT							410-374-9025	04   09   02	
TYPED OR PRINTED								AREA CODE-NUMBER	YEAR   MO   DAY	

COMMENT AND EXPLANATION OF ANY VIOLATIONS

(Reference all attachments here)

PERMITTEE NAME/ADDRESS: (Include Facility Name/Location if different)

NAME: AG/GFI Hampstead, Inc.  
 ADDRESS: 133 Pearl Street  
Suite 400  
Boston, MA 02110

FACILITY: Hampstead, Maryland 21074

LOCATION: CARROLL COUNTY

NATIONAL POLLUTANT DISCHARGE ELIMINATION SYSTEM (NPDES)

DISCHARGE MONITORING REPORT (DMR)

MD0001881  
 PERMIT NUMBER  
 (2-16)


201  
 DISCHARGE NUMBER  
 (17-19)

MONITORING PERIOD  
 FROM YEAR MO DAY TO YEAR MO DAY  
2004 08 01 TO 04 08 31

FORM APPROVED  
 OMB No.2040-0004

NOTE: Read instructions before completing this form.

PARAMETER (32-37)	X	QUANTITY OR LOADING (3 Card Only) (46-53)			QUALITY OR CONCENTRATION (4 Card Only)			NO. EX (62-63)	FREQUENCY OF ANALYSIS (64-69)	SAMPLE TYPE (69-70)
		AVERAGE	MAXIMUM	UNITS	MINIMUM	AVERAGE	MAXIMUM			
FLOW	SAMPLE MEASUREMENT	0.255	0.299	MGD				0	Cont Measure/Record	
	PERMIT REQUIREMENT	NO LIMIT	NO LIMIT						Cont Measure/Record	
1,1,1-TRICHLOROETHANE	SAMPLE MEASUREMENT						<5	ppb	0 1/MONTH GRAB	
	PERMIT REQUIREMENT						N/A		1/MONTH GRAB	
TETRACHLOROETHYLENE	SAMPLE MEASUREMENT						<5	ppb	0 1/MONTH GRAB	
	PERMIT REQUIREMENT						N/A		1/MONTH GRAB	
TRICHLOROETHYLENE	SAMPLE MEASUREMENT						<5	ppb	0 1/MONTH GRAB	
	PERMIT REQUIREMENT						N/A		1/MONTH GRAB	
	SAMPLE MEASUREMENT									
	PERMIT REQUIREMENT									
	SAMPLE MEASUREMENT									
	PERMIT REQUIREMENT									
	SAMPLE MEASUREMENT									
	PERMIT REQUIREMENT									

NAME / TITLE PRINCIPAL EXECUTIVE OFFICER  <b>Henry C Suominen, Jr.</b> <b>AG/GFI Manger</b>  TYPED OR PRINTED	I CERTIFY UNDER PENALTY OF LAW THAT I HAVE PERSONALLY EXAMINED AND AM FAMILIAR WITH THE INFORMATION SUBMITTED HEREIN; AND BASED ON MY INQUIRY OF THOSE INDIVIDUALS IMMEDIATELY RESPONSIBLE FOR OBTAINING THE INFORMATION, I BELIEVE THE SUBMITTED INFORMATION IS TRUE, ACCURATE AND COMPLETE. I AM AWARE THAT THERE ARE SIGNIFICANT PENALTIES FOR SUBMITTING FALSE INFORMATION, INCLUDING THE POSSIBILITY OF FINE AND IMPRISONMENT. SEE 18 U.S.C. § 1001 AND 33 U.S.C. § 1319. (Penalties under these statutes may include fines up to \$10,000 and/or maximum imprisonment of between 6 months and 5 years.)	 SIGNATURE OF PRINCIPAL EXECUTIVE OFFICER OR AUTHORIZED AGENT	TELEPHONE	DATE
			410-374-9025	04   09   02

COMMENT AND EXPLANATION OF ANY VIOLATIONS (Reference all attachments here)

PERMITTEE NAME/ADDRESS: (Include Facility Name/Location if different)

NAME: **AG/GFI Hampstead, Inc.**  
 ADDRESS: **133 Pearl Street**  
**Suite 400**  
**Boston, MA 02110**

FACILITY: **Hampstead, Maryland 21074**

LOCATION: **CARROLL COUNTY**

NATIONAL POLLUTANT DISCHARGE ELIMINATION SYSTEM (NPDES)

DISCHARGE MONITORING REPORT (DMR)

**MD0001881**  
 PERMIT NUMBER

**001**  
 DISCHARGE NUMBER

(2-16)

(17-18)

MONITORING PERIOD

FROM	YEAR	MO	DAY	TO	YEAR	MO	DAY
	2004	09	01		04	09	30
	(20-21)	(22-23)	(24-25)		(26-27)	(28-29)	(30-31)

NOTE: Read instructions before completing this form.

PARAMETER (32-37)	X	(3 Card Only) (46-53)			(4 Card Only) (54-61)				NO. EX (62-67)	FREQUENCY OF ANALYSIS (64-68)	SAMPLE TYPE (69-70)
		AVERAGE	MAXIMUM	UNITS	MINIMUM	AVERAGE	MAXIMUM	UNITS			
FLOW	SAMPLE MEASUREMENT	0.267	1.234	MGD					0	Measured/Recorded	
	PERMIT REQUIREMENT	NO LIMIT	NO LIMIT							Measured/Recorded	
1,1,1-TRICHLOROETHANE	SAMPLE MEASUREMENT						<5	ppb	0	1/MONTH GRAB	
	PERMIT REQUIREMENT						5			1/MONTH GRAB	
TETRACHLOROETHYLENE	SAMPLE MEASUREMENT						<5	ppb	0	1/MONTH GRAB	
	PERMIT REQUIREMENT						5			1/MONTH GRAB	
TRICHLOROETHYLENE	SAMPLE MEASUREMENT						<5	ppb	0	1/MONTH GRAB	
	PERMIT REQUIREMENT						5			1/MONTH GRAB	
TOTAL RESIDUAL CHLORINE	SAMPLE MEASUREMENT						<0.1	mg/l	0	1/MONTH GRAB	
	PERMIT REQUIREMENT						<0.1			1/MONTH GRAB	
OIL & GREASE	SAMPLE MEASUREMENT					<5	<5	mg/l	0	1/MONTH GRAB	
	PERMIT REQUIREMENT					15	15			1/MONTH GRAB	
pH	SAMPLE MEASUREMENT				6.06		7.27		0	2/WEEK GRAB	
	PERMIT REQUIREMENT				6.00		8.00		STD	2/WEEK GRAB	

NAME / TITLE PRINCIPAL EXECUTIVE OFFICER

**Henry C Suominen, Jr.**  
**AG/GFI Manger**

TYPED OR PRINTED

I CERTIFY UNDER PENALTY OF LAW THAT I HAVE PERSONALLY EXAMINED AND AM FAMILIAR WITH THE INFORMATION SUBMITTED HEREIN, AND BASED ON MY INQUIRY OF THOSE INDIVIDUALS IMMEDIATELY RESPONSIBLE FOR OBTAINING THE INFORMATION, I BELIEVE THE SUBMITTED INFORMATION IS TRUE, ACCURATE AND COMPLETE. I AM AWARE THAT THERE ARE SIGNIFICANT PENALTIES FOR SUBMITTING FALSE INFORMATION, INCLUDING THE POSSIBILITY OF FINE AND IMPRISONMENT. SEE 18 U.S.C. § 1001 AND 33 U.S.C. § 1315. (Penalties under these statutes may include fines up to \$10,000 and/or maximum imprisonment of between 6 months and 5 years.)

*Earl Weddler*  
 SIGNATURE OF PRINCIPAL EXECUTIVE OFFICER OR AUTHORIZED AGENT

TELEPHONE

410-374-9025

AREA CODE-NUMBER

DATE

04 | 10 | 01

YEAR | MO | DAY

COMMENT AND EXPLANATION OF ANY VIOLATIONS

(Reference all attachments here)

\*Averages for TSS and Oil & Grease are reported quarterly.

EPA Form 3320-1 (Rev. 9-88) Previous edition to be used until supply is exhausted.

(REPLACES EPA FORM T-40 WHICH MAY NOT BE USED.)

PERMITTEE NAME/ADDRESS: (Include Facility Name/Location if different)

NAME: **AG/GFI Hampstead, Inc.**  
 ADDRESS: **133 Pearl Street**  
**Suite 400**  
**Boston, MA 02110**

FACILITY: **Hampstead, Maryland, 21074**

LOCATION: **CARROLL COUNTY**

NATIONAL POLLUTANT DISCHARGE ELIMINATION SYSTEM (NPDES)

DISCHARGE MONITORING REPORT (DMR)


**MD0001881**  
 PERMIT NUMBER  
 (2-18)

**001**  
 DISCHARGE NUMBER  
 (17-18)

FORM APPROVED  
 OMB No.2040-0004

MONITORING PERIOD					
YEAR	MO	DAY	YEAR	MO	DAY
2004	09	01	04	09	30
(20-21)	(22-23)	(24-25)	(26-27)	(28-29)	(30-31)

NOTE: Read instructions before completing this form.

PARAMETER (32-37)	SAMPLE MEASUREMENT	(3 Card Only) QUANTITY OR LOADING (46-53)			(4 Card Only) QUALITY OR CONCENTRATION (38-45)			NO. EX (63-67)	FREQUENCY OF ANALYSIS (64-68)	SAMPLE TYPE (69-70)	
		AVERAGE	MAXIMUM	UNITS	MINIMUM	AVERAGE	MAXIMUM				UNITS
BOD	SAMPLE MEASUREMENT						2.9		0	1/MONTH	GRAB
	PERMIT REQUIREMENT						18	mg/l		1/MONTH	GRAB
TOTAL SUSPENDED SOLIDS	SAMPLE MEASUREMENT					7.3	7.6		0	1/MONTH	GRAB
	PERMIT REQUIREMENT					20	30	mg/l		1/MONTH	GRAB
	SAMPLE MEASUREMENT										
	PERMIT REQUIREMENT										
	SAMPLE MEASUREMENT										
	PERMIT REQUIREMENT										
	SAMPLE MEASUREMENT										
	PERMIT REQUIREMENT										
	SAMPLE MEASUREMENT										
	PERMIT REQUIREMENT										
NAME / TITLE PRINCIPAL EXECUTIVE OFFICER		I CERTIFY UNDER PENALTY OF LAW THAT I HAVE PERSONALLY EXAMINED AND AM FAMILIAR WITH THE INFORMATION SUBMITTED HEREIN; AND BASED ON MY INQUIRY OF THOSE INDIVIDUALS IMMEDIATELY RESPONSIBLE FOR OBTAINING THE INFORMATION, I BELIEVE THE SUBMITTED INFORMATION IS TRUE, ACCURATE AND COMPLETE. I AM AWARE THAT THERE ARE SIGNIFICANT PENALTIES FOR SUBMITTING FALSE INFORMATION, INCLUDING THE POSSIBILITY OF FINE AND IMPRISONMENT. (SEE 18 U.S.C. § 1001 AND 23 U.S.C. § 1319. (Penalties under these statutes may include: fines up to \$10,000 and/or maximum imprisonment of between 6 months and 5 years.)						TELEPHONE	DATE		
Henry C Suominen, Jr. AG/GFI Manger								 SIGNATURE OF PRINCIPAL EXECUTIVE OFFICER OR AUTHORIZED AGENT			
TYPED OR PRINTED								AREA CODE-NUMBER	YEAR   MO   DAY		

COMMENT AND EXPLANATION OF ANY VIOLATIONS

(Reference all attachments here)

\*Averages for TSS and Oil & Grease are reported quarterly.

EPA Form 3520-1 (Rev. 9-88) Previous edition to be used until supply is exhausted.

(REPLACES EPA FORM T-40 WHICH MAY NOT BE USED.)



PERMITTEE NAME/ADDRESS: (Include Facility Name/Location if different)

NAME: **AG/GFI Hampstead, Inc.**  
 ADDRESS: **133 Pearl Street**  
**Suite 400**  
**Boston, MA 02110**

FACILITY: **Hampstead, Maryland 21074**

LOCATION: **CARROLL COUNTY**

NATIONAL POLLUTANT DISCHARGE ELIMINATION SYSTEM (NPDES)

DISCHARGE MONITORING REPORT (DMR)

**MD0001881**  
 PERMIT NUMBER  
 (2-18)

**101**  
 DISCHARGE NUMBER  
 (17-19)


FORM APPROVED  
 OMB No. 2040-0004

MONITORING PERIOD					
YEAR	MO	DAY	YEAR	MO	DAY
2004	09	01	04	09	30

FROM

TO

NOTE: Read instructions before completing this form.

PARAMETER (22-37)	X	QUANTITY OR LOADING (3 Card Only) (48-53)			QUALITY OR CONCENTRATION (4 Card Only) (38-45)			UNITS	NO. EX (62-63)	FREQUENCY OF ANALYSIS (64-68)	SAMPLE TYPE (69-70)
		AVERAGE	MAXIMUM	UNITS	MINIMUM	AVERAGE	MAXIMUM				
FLOW	SAMPLE MEASUREMENT	0.267	0.291	MGD					0	Cont Measure/Record	
	PERMIT REQUIREMENT	NO LIMIT	NO LIMIT							Cont Measure/Record	
FECAL COLIFORM	SAMPLE MEASUREMENT					<2		MPN/100ml	0	1/WEEK	GRAB
	PERMIT REQUIREMENT					200				1/WEEK	GRAB
	SAMPLE MEASUREMENT										
	PERMIT REQUIREMENT										
	SAMPLE MEASUREMENT										
	PERMIT REQUIREMENT										
	SAMPLE MEASUREMENT										
	PERMIT REQUIREMENT										
	SAMPLE MEASUREMENT										
	PERMIT REQUIREMENT										
NAME / TITLE PRINCIPAL EXECUTIVE OFFICER		I CERTIFY UNDER PENALTY OF LAW THAT I HAVE PERSONALLY EXAMINED AND AM FAMILIAR WITH THE INFORMATION SUBMITTED HEREIN, AND BASED ON MY INQUIRY OF THOSE INDIVIDUALS IMMEDIATELY RESPONSIBLE FOR OBTAINING THE INFORMATION, I BELIEVE THE SUBMITTED INFORMATION IS TRUE, ACCURATE AND COMPLETE. I AM AWARE THAT THERE ARE SIGNIFICANT PENALTIES FOR SUBMITTING FALSE INFORMATION, INCLUDING THE POSSIBILITY OF FINE AND IMPRISONMENT. SEE 18 U.S.C. § 1001 AND 33 U.S.C. § 1315. (Penalties under these statutes may include: fines up to \$10,000 and/or maximum imprisonment of between 6 months and 5 years.)							TELEPHONE	DATE	
Henry C Suominen, Jr. AG/GFI Manger TYPED OR PRINTED									 SIGNATURE OF PRINCIPAL EXECUTIVE OFFICER OR AUTHORIZED AGENT		410-374-9025
COMMENT AND EXPLANATION OF ANY VIOLATIONS									AREA CODE-NUMBER	YEAR   MO   DAY	

(Reference all attachments here)

PERMITTEE NAME/ADDRESS: (Include Facility Name/Location if different)

NAME: **AG/GFI Hampstead, Inc.**  
 ADDRESS: **133 Pearl Street**  
**Suite 400**  
**Boston, MA 02110**

FACILITY: **Hampstead, Maryland 21074**

LOCATION: **CARROLL COUNTY**

NATIONAL POLLUTANT DISCHARGE ELIMINATION SYSTEM (NPDES)

**DISCHARGE MONITORING REPORT (DMR)**

**MD0001881**  
 PERMIT NUMBER  
 (2-16)

**201**  
 DISCHARGE NUMBER  
 (17-18)

MONITORING PERIOD					
FROM			TO		
YEAR	MO	DAY	YEAR	MO	DAY
2004	09	01	04	09	30
(20-21)	(22-23)	(24-25)	(26-27)	(28-29)	(30-31)

FORM APPROVED  
 OMB No. 2040-0004

NOTE: Read instructions before completing this form.

PARAMETER (32-37)	X	(3 Card Only) QUANTITY OR LOADING (46-53)			(4 Card Only) QUALITY OR CONCENTRATION				NO. EX (62-63)	FREQUENCY OF ANALYSIS (64-65)	SAMPLE TYPE (66-70)
		AVERAGE	MAXIMUM	UNITS	MINIMUM	AVERAGE	MAXIMUM	UNITS			
FLOW	SAMPLE MEASUREMENT	0.244	0.278	MGD					0	Cont Measure/Record	
	PERMIT REQUIREMENT	NO LIMIT	NO LIMIT							Cont Measure/Record	
1,1,1-TRICHLOROETHANE	SAMPLE MEASUREMENT						<5	ppb	0	1/MONTH	GRAB
	PERMIT REQUIREMENT						N/A			1/MONTH	GRAB
TETRACHLOROETHYLENE	SAMPLE MEASUREMENT						<5	ppb	0	1/MONTH	GRAB
	PERMIT REQUIREMENT						N/A			1/MONTH	GRAB
TRICHLOROETHYLENE	SAMPLE MEASUREMENT						<5	ppb	0	1/MONTH	GRAB
	PERMIT REQUIREMENT						N/A			1/MONTH	GRAB
	SAMPLE MEASUREMENT										
	PERMIT REQUIREMENT										
	SAMPLE MEASUREMENT										
	PERMIT REQUIREMENT										
	SAMPLE MEASUREMENT										
	PERMIT REQUIREMENT										
NAME / TITLE PRINCIPAL EXECUTIVE OFFICER		I CERTIFY UNDER PENALTY OF LAW THAT I HAVE PERSONALLY EXAMINED AND AM FAMILIAR WITH THE INFORMATION SUBMITTED HEREIN AND BASED ON MY INQUIRY OF THOSE INDIVIDUALS IMMEDIATELY RESPONSIBLE FOR OBTAINING THE INFORMATION, I BELIEVE THE SUBMITTED INFORMATION IS TRUE, ACCURATE AND COMPLETE. I AM AWARE THAT THERE ARE SIGNIFICANT PENALTIES FOR SUBMITTING FALSE INFORMATION, INCLUDING THE POSSIBILITY OF FINE AND IMPRISONMENT. SEE 18 U.S.C. § 1001 AND 33 U.S.C. § 1312. (Penalties under these statutes may include fines up to \$10,000 and/or maximum imprisonment of between 6 months and 5 years.)							TELEPHONE	DATE	
Henry C Suominen, Jr. AG/GFI Manger		<i>Carol Wedde</i> SIGNATURE OF PRINCIPAL EXECUTIVE OFFICER OR AUTHORIZED AGENT							410-374-9025	04   10   01	
TYPED OR PRINTED									AREA CODE-NUMBER	YEAR   MO   DAY	

COMMENT AND EXPLANATION OF ANY VIOLATIONS

(Reference all attachments here)



---

**APPENDIX C**  
**GROUNDWATER TREATMENT SYSTEM ANALYTICAL RESULTS**  
**(JULY - SEPTEMBER 2004)**

---



# Microbac Laboratories, Inc.

## Gascoyne Division

Phone: 410-633-1800

Fax: 410-633-6553

www.gascoyne.com

2101 Van Deman Street • Baltimore, MD 21224

### Test Results

Page 4

Client: AG/GFI Hampstead

Client Sample ID: Air Stripper 2 (Pre)

Report No: 0407138

Lab ID: 0407138-002

Project: Hampstead-Monthly

Collection Date: 7/7/2004 13:53

Matrix: WASTEWATER

Analyses	Test Results	Reporting Limit	Units	Date/Time Analyzed
----------	--------------	-----------------	-------	--------------------

**VOLATILE ORGANIC COMPOUNDS ( EPA 624 )**

Analyst: THP

Prep. Method: NA

Prep. Date: NA

Prep Analyst: NA

Chloromethane	< 10	10	µg/L	7/12/2004 20:16
Vinyl chloride	< 10	10	µg/L	7/12/2004 20:16
Bromomethane	< 10	10	µg/L	7/12/2004 20:16
Chloroethane	< 10	10	µg/L	7/12/2004 20:16
Acrolein	< 100	100	µg/L	7/12/2004 20:16
1,1-Dichloroethene	< 5.0	5.0	µg/L	7/12/2004 20:16
Methylene chloride	< 5.0	5.0	µg/L	7/12/2004 20:16
Acrylonitrile	< 100	100	µg/L	7/12/2004 20:16
trans-1,2-Dichloroethene	< 5.0	5.0	µg/L	7/12/2004 20:16
1,1-Dichloroethane	< 5.0	5.0	µg/L	7/12/2004 20:16
Chloroform	< 5.0	5.0	µg/L	7/12/2004 20:16
1,1,1-Trichloroethane	< 5.0	5.0	µg/L	7/12/2004 20:16
Carbon tetrachloride	< 5.0	5.0	µg/L	7/12/2004 20:16
Benzene	< 5.0	5.0	µg/L	7/12/2004 20:16
1,2-Dichloroethane	< 5.0	5.0	µg/L	7/12/2004 20:16
Trichloroethene	210	25	µg/L	7/12/2004 19:44
1,2-Dichloropropane	< 5.0	5.0	µg/L	7/12/2004 20:16
Bromodichloromethane	< 5.0	5.0	µg/L	7/12/2004 20:16
2-Chloroethyl vinyl ether	< 10	10	µg/L	7/12/2004 20:16
cis-1,3-Dichloropropene	< 5.0	5.0	µg/L	7/12/2004 20:16
Toluene	< 5.0	5.0	µg/L	7/12/2004 20:16
trans-1,3-Dichloropropene	< 5.0	5.0	µg/L	7/12/2004 20:16
1,1,2-Trichloroethane	< 5.0	5.0	µg/L	7/12/2004 20:16
Tetrachloroethene	49	5.0	µg/L	7/12/2004 20:16
Dibromochloromethane	< 5.0	5.0	µg/L	7/12/2004 20:16
Chlorobenzene	< 5.0	5.0	µg/L	7/12/2004 20:16
Ethylbenzene	< 5.0	5.0	µg/L	7/12/2004 20:16
Bromoform	< 5.0	5.0	µg/L	7/12/2004 20:16



Microbac

www.microbac.com

# Microbac Laboratories, Inc.

## Gascoyne Division

2101 Van Deman Street • Baltimore, MD 21224

Phone: 410-633-1800

Fax: 410-633-6553

www.gascoyne.com

### Test Results

Page 5

<b>Client:</b>	AG/GFI Hampstead	<b>Client Sample ID:</b>	Air Stripper 2 (Pre)
<b>Report No:</b>	0407138	<b>Lab ID:</b>	0407138-002
<b>Project:</b>	Hampstead-Monthly	<b>Collection Date:</b>	7/7/2004 13:53
<b>Matrix:</b>	WASTEWATER		

Analyses	Test Results	Reporting Limit	Units	Date/Time Analyzed
1,1,2,2-Tetrachloroethane	< 5.0	5.0	µg/L	7/12/2004 20:16
1,3-Dichlorobenzene	< 5.0	5.0	µg/L	7/12/2004 20:16
1,4-Dichlorobenzene	< 5.0	5.0	µg/L	7/12/2004 20:16
1,2-Dichlorobenzene	< 5.0	5.0	µg/L	7/12/2004 20:16



# Microbac Laboratories, Inc.

## Gascoyne Division

Phone: 410-633-1800  
 Fax: 410-633-6553  
 www.gascoyne.com

2101 Van Deman Street • Baltimore, MD 21224

### Test Results

Page 6

Client: AG/GFI Hampstead Client Sample ID: Outfall 201 (Post)  
 Report No: 0407138 Lab ID: 0407138-003  
 Project: Hampstead-Monthly Collection Date: 7/7/2004 13:52  
 Matrix: WASTEWATER

Analyses	Test Results	Reporting Limit	Units	Date/Time Analyzed
<b>VOLATILE ORGANIC COMPOUNDS ( EPA 624 )</b>				Analyst: THP
Prep. Method: <u>NA</u>	Prep. Date: <u>NA</u>	Prep Analyst	<u>NA</u>	
Chloromethane	< 10	10	µg/L	7/12/2004 20:48
Vinyl chloride	< 10	10	µg/L	7/12/2004 20:48
Bromomethane	< 10	10	µg/L	7/12/2004 20:48
Chloroethane	< 10	10	µg/L	7/12/2004 20:48
Acrolein	< 100	100	µg/L	7/12/2004 20:48
1,1-Dichloroethene	< 5.0	5.0	µg/L	7/12/2004 20:48
Methylene chloride	< 5.0	5.0	µg/L	7/12/2004 20:48
Acrylonitrile	< 100	100	µg/L	7/12/2004 20:48
trans-1,2-Dichloroethene	< 5.0	5.0	µg/L	7/12/2004 20:48
1,1-Dichloroethane	< 5.0	5.0	µg/L	7/12/2004 20:48
Chloroform	< 5.0	5.0	µg/L	7/12/2004 20:48
1,1,1-Trichloroethane	< 5.0	5.0	µg/L	7/12/2004 20:48
Carbon tetrachloride	< 5.0	5.0	µg/L	7/12/2004 20:48
Benzene	< 5.0	5.0	µg/L	7/12/2004 20:48
1,2-Dichloroethane	< 5.0	5.0	µg/L	7/12/2004 20:48
Trichloroethene	< 5.0	5.0	µg/L	7/12/2004 20:48
1,2-Dichloropropane	< 5.0	5.0	µg/L	7/12/2004 20:48
Bromodichloromethane	< 5.0	5.0	µg/L	7/12/2004 20:48
2-Chloroethyl vinyl ether	< 10	10	µg/L	7/12/2004 20:48
cis-1,3-Dichloropropene	< 5.0	5.0	µg/L	7/12/2004 20:48
Toluene	< 5.0	5.0	µg/L	7/12/2004 20:48
trans-1,3-Dichloropropene	< 5.0	5.0	µg/L	7/12/2004 20:48
1,1,2-Trichloroethane	< 5.0	5.0	µg/L	7/12/2004 20:48
Tetrachloroethene	< 5.0	5.0	µg/L	7/12/2004 20:48
Dibromochloromethane	< 5.0	5.0	µg/L	7/12/2004 20:48
Chlorobenzene	< 5.0	5.0	µg/L	7/12/2004 20:48
Ethylbenzene	< 5.0	5.0	µg/L	7/12/2004 20:48
Bromoform	< 5.0	5.0	µg/L	7/12/2004 20:48



# Microbac Laboratories, Inc.

## Gascoyne Division

2101 Van Deman Street • Baltimore, MD 21224

Phone: 410-633-1800

Fax: 410-633-6553

www.gascoyne.com

### Test Results

Page 7

**Client:** AG/GFI Hampstead

**Client Sample ID:** Outfall 201 (Post)

**Report No:** 0407138

**Lab ID:** 0407138-003

**Project:** Hampstead-Monthly

**Collection Date:** 7/7/2004 13:52

**Matrix:** WASTEWATER

Analyses	Test Results	Reporting Limit	Units	Date/Time Analyzed
1,1,2,2-Tetrachloroethane	< 5.0	5.0	µg/L	7/12/2004 20:48
1,3-Dichlorobenzene	< 5.0	5.0	µg/L	7/12/2004 20:48
1,4-Dichlorobenzene	< 5.0	5.0	µg/L	7/12/2004 20:48
1,2-Dichlorobenzene	< 5.0	5.0	µg/L	7/12/2004 20:48



# Microbac Laboratories, Inc.

## Gascoyne Division

Phone: 410-633-1800  
 Fax: 410-633-6553  
 www.gascoyne.com

2101 Van Deman Street • Baltimore, MD 21224

### Test Results

Page 5

<b>Client:</b>	AG/GFI Hampstead	<b>Client Sample ID:</b>	Air Stripper 2 (Pre)
<b>Report No:</b>	0408089	<b>Lab ID:</b>	0408089-002
<b>Project:</b>	Hampstead-Monthly	<b>Collection Date:</b>	8/4/2004 8:25
<b>Matrix:</b>	WASTEWATER		

Analyses	Test Results	Reporting Limit	Units	Date/Time Analyzed
<b>VOLATILE ORGANIC COMPOUNDS ( EPA 624 )</b>				Analyst: THP
Prep. Method: <u>NA</u>	Prep. Date: <u>NA</u>	Prep Analyst	<u>NA</u>	
Chloromethane	< 10	10	µg/L	8/9/2004 2:33
Vinyl chloride	< 10	10	µg/L	8/9/2004 2:33
Bromomethane	< 10	10	µg/L	8/9/2004 2:33
Chloroethane	< 10	10	µg/L	8/9/2004 2:33
Acrolein	< 100	100	µg/L	8/9/2004 2:33
1,1-Dichloroethene	< 5.0	5.0	µg/L	8/9/2004 2:33
Methylene chloride	< 5.0	5.0	µg/L	8/9/2004 2:33
Acrylonitrile	< 100	100	µg/L	8/9/2004 2:33
trans-1,2-Dichloroethene	< 5.0	5.0	µg/L	8/9/2004 2:33
1,1-Dichloroethane	< 5.0	5.0	µg/L	8/9/2004 2:33
Chloroform	< 5.0	5.0	µg/L	8/9/2004 2:33
1,1,1-Trichloroethane	< 5.0	5.0	µg/L	8/9/2004 2:33
Carbon tetrachloride	< 5.0	5.0	µg/L	8/9/2004 2:33
Benzene	< 5.0	5.0	µg/L	8/9/2004 2:33
1,2-Dichloroethane	< 5.0	5.0	µg/L	8/9/2004 2:33
Trichloroethene	190	25	µg/L	8/9/2004 2:01
1,2-Dichloropropane	< 5.0	5.0	µg/L	8/9/2004 2:33
Bromodichloromethane	< 5.0	5.0	µg/L	8/9/2004 2:33
2-Chloroethyl vinyl ether	< 10	10	µg/L	8/9/2004 2:33
cis-1,3-Dichloropropene	< 5.0	5.0	µg/L	8/9/2004 2:33
Toluene	< 5.0	5.0	µg/L	8/9/2004 2:33
trans-1,3-Dichloropropene	< 5.0	5.0	µg/L	8/9/2004 2:33
1,1,2-Trichloroethane	< 5.0	5.0	µg/L	8/9/2004 2:33
Tetrachloroethene	65	5.0	µg/L	8/9/2004 2:33
Dibromochloromethane	< 5.0	5.0	µg/L	8/9/2004 2:33
Chlorobenzene	< 5.0	5.0	µg/L	8/9/2004 2:33
Ethylbenzene	< 5.0	5.0	µg/L	8/9/2004 2:33
Bromoform	< 5.0	5.0	µg/L	8/9/2004 2:33



# Microbac Laboratories, Inc.

## Gascoyne Division

2101 Van Deman Street • Baltimore, MD 21224

Phone: 410-633-1800

Fax: 410-633-6553

www.gascoyne.com

### Test Results

Page 6

---

<b>Client:</b>	AG/GFI Hampstead	<b>Client Sample ID:</b>	Air Stripper 2 (Pre)
<b>Report No:</b>	0408089	<b>Lab ID:</b>	0408089-002
<b>Project:</b>	Hampstead-Monthly	<b>Collection Date:</b>	8/4/2004 8:25
<b>Matrix:</b>	WASTEWATER		

---

Analyses	Test Results	Reporting Limit	Units	Date/Time Analyzed
1,1,2,2-Tetrachloroethane	< 5.0	5.0	µg/L	8/9/2004 2:33
1,3-Dichlorobenzene	< 5.0	5.0	µg/L	8/9/2004 2:33
1,4-Dichlorobenzene	< 5.0	5.0	µg/L	8/9/2004 2:33
1,2-Dichlorobenzene	< 5.0	5.0	µg/L	8/9/2004 2:33

---



# Microbac Laboratories, Inc.

## Gascoyne Division

2101 Van Deman Street • Baltimore, MD 21224

Phone: 410-633-1800

Fax: 410-633-6553

www.gascoyne.com

### Test Results

Page 7

<b>Client:</b>	AG/GFI Hampstead	<b>Client Sample ID:</b>	Outfall 201 (Post)
<b>Report No:</b>	0408089	<b>Lab ID:</b>	0408089-003
<b>Project:</b>	Hampstead-Monthly	<b>Collection Date:</b>	8/4/2004 8:26
<b>Matrix:</b>	WASTEWATER		

Analyses	Test Results	Reporting Limit	Units	Date/Time Analyzed
<b>VOLATILE ORGANIC COMPOUNDS ( EPA 624 )</b>				Analyst: THP
Prep. Method: <u>NA</u>	Prep. Date: <u>NA</u>	Prep Analyst	<u>NA</u>	
Chloromethane	< 10	10	µg/L	8/9/2004 3:05
Vinyl chloride	< 10	10	µg/L	8/9/2004 3:05
Bromomethane	< 10	10	µg/L	8/9/2004 3:05
Chloroethane	< 10	10	µg/L	8/9/2004 3:05
Acrolein	< 100	100	µg/L	8/9/2004 3:05
1,1-Dichloroethene	< 5.0	5.0	µg/L	8/9/2004 3:05
Methylene chloride	< 5.0	5.0	µg/L	8/9/2004 3:05
Acrylonitrile	< 100	100	µg/L	8/9/2004 3:05
trans-1,2-Dichloroethene	< 5.0	5.0	µg/L	8/9/2004 3:05
1,1-Dichloroethane	< 5.0	5.0	µg/L	8/9/2004 3:05
Chloroform	< 5.0	5.0	µg/L	8/9/2004 3:05
1,1,1-Trichloroethane	< 5.0	5.0	µg/L	8/9/2004 3:05
Carbon tetrachloride	< 5.0	5.0	µg/L	8/9/2004 3:05
Benzene	< 5.0	5.0	µg/L	8/9/2004 3:05
1,2-Dichloroethane	< 5.0	5.0	µg/L	8/9/2004 3:05
Trichloroethene	< 5.0	5.0	µg/L	8/9/2004 3:05
1,2-Dichloropropane	< 5.0	5.0	µg/L	8/9/2004 3:05
Bromodichloromethane	< 5.0	5.0	µg/L	8/9/2004 3:05
2-Chloroethyl vinyl ether	< 10	10	µg/L	8/9/2004 3:05
cis-1,3-Dichloropropene	< 5.0	5.0	µg/L	8/9/2004 3:05
Toluene	< 5.0	5.0	µg/L	8/9/2004 3:05
trans-1,3-Dichloropropene	< 5.0	5.0	µg/L	8/9/2004 3:05
1,1,2-Trichloroethane	< 5.0	5.0	µg/L	8/9/2004 3:05
Tetrachloroethene	< 5.0	5.0	µg/L	8/9/2004 3:05
Dibromochloromethane	< 5.0	5.0	µg/L	8/9/2004 3:05
Chlorobenzene	< 5.0	5.0	µg/L	8/9/2004 3:05
Ethylbenzene	< 5.0	5.0	µg/L	8/9/2004 3:05
Bromoform	< 5.0	5.0	µg/L	8/9/2004 3:05





# Microbac Laboratories, Inc.

## Gascoyne Division

2101 Van Deman Street • Baltimore, MD 21224

Phone: 410-633-1800

Fax: 410-633-6553

www.gascoyne.com

### Test Results

Page 8

---

<b>Client:</b>	AG/GFI Hampstead	<b>Client Sample ID:</b>	Outfall 201 (Post)
<b>Report No:</b>	0408089	<b>Lab ID:</b>	0408089-003
<b>Project:</b>	Hampstead-Monthly	<b>Collection Date:</b>	8/4/2004 8:26
<b>Matrix:</b>	WASTEWATER		

---

Analyses	Test Results	Reporting Limit	Units	Date/Time Analyzed
1,1,2,2-Tetrachloroethane	< 5.0	5.0	µg/L	8/9/2004 3:05
1,3-Dichlorobenzene	< 5.0	5.0	µg/L	8/9/2004 3:05
1,4-Dichlorobenzene	< 5.0	5.0	µg/L	8/9/2004 3:05
1,2-Dichlorobenzene	< 5.0	5.0	µg/L	8/9/2004 3:05

---



# Microbac Laboratories, Inc.

## Gascoyne Division

Phone: 410-633-1800  
 Fax: 410-633-6553  
 www.gascoyne.com

2101 Van Deman Street • Baltimore, MD 21224

### Test Results

Page 4

<b>Client:</b>	AG/GFI Hampstead	<b>Client Sample ID:</b>	Air Stripper 2 (Pre)
<b>Report No:</b>	0409030	<b>Lab ID:</b>	0409030-002
<b>Project:</b>	Hampstead-Monthly	<b>Collection Date:</b>	9/1/2004 13:16
<b>Matrix:</b>	WASTEWATER		

Analyses	Test Results	Reporting Limit	Units	Date/Time Analyzed
----------	--------------	-----------------	-------	--------------------

**VOLATILE ORGANIC COMPOUNDS ( EPA 624 )**

Analyst: THP

Prep. Method: NA

Prep. Date: NA

Prep Analyst: NA

Chloromethane	< 10	10	µg/L	9/6/2004 1:31
Vinyl chloride	< 10	10	µg/L	9/6/2004 1:31
Bromomethane	< 10	10	µg/L	9/6/2004 1:31
Chloroethane	< 10	10	µg/L	9/6/2004 1:31
Acrolein	< 100	100	µg/L	9/6/2004 1:31
1,1-Dichloroethene	< 5.0	5.0	µg/L	9/6/2004 1:31
Methylene chloride	< 5.0	5.0	µg/L	9/6/2004 1:31
Acrylonitrile	< 100	100	µg/L	9/6/2004 1:31
trans-1,2-Dichloroethene	< 5.0	5.0	µg/L	9/6/2004 1:31
1,1-Dichloroethane	< 5.0	5.0	µg/L	9/6/2004 1:31
Chloroform	< 5.0	5.0	µg/L	9/6/2004 1:31
1,1,1-Trichloroethane	< 5.0	5.0	µg/L	9/6/2004 1:31
Carbon tetrachloride	< 5.0	5.0	µg/L	9/6/2004 1:31
Benzene	< 5.0	5.0	µg/L	9/6/2004 1:31
1,2-Dichloroethane	< 5.0	5.0	µg/L	9/6/2004 1:31
Trichloroethene	150	5.0	µg/L	9/6/2004 1:31
1,2-Dichloropropane	< 5.0	5.0	µg/L	9/6/2004 1:31
Bromodichloromethane	< 5.0	5.0	µg/L	9/6/2004 1:31
2-Chloroethyl vinyl ether	< 10	10	µg/L	9/6/2004 1:31
cis-1,3-Dichloropropene	< 5.0	5.0	µg/L	9/6/2004 1:31
Toluene	< 5.0	5.0	µg/L	9/6/2004 1:31
trans-1,3-Dichloropropene	< 5.0	5.0	µg/L	9/6/2004 1:31
1,1,2-Trichloroethane	< 5.0	5.0	µg/L	9/6/2004 1:31
Tetrachloroethene	51	5.0	µg/L	9/6/2004 1:31
Dibromochloromethane	< 5.0	5.0	µg/L	9/6/2004 1:31
Chlorobenzene	< 5.0	5.0	µg/L	9/6/2004 1:31
Ethylbenzene	< 5.0	5.0	µg/L	9/6/2004 1:31
Bromoform	< 5.0	5.0	µg/L	9/6/2004 1:31



Microbac

www.microbac.com

# Microbac Laboratories, Inc.

## Gascoyne Division

2101 Van Deman Street • Baltimore, MD 21224

Phone: 410-633-1800

Fax: 410-633-6553

www.gascoyne.com

### Test Results

Page 5

**Client:** AG/GFI Hampstead

**Client Sample ID:** Air Stripper 2 (Pre)

**Report No:** 0409030

**Lab ID:** 0409030-002

**Project:** Hampstead-Monthly

**Collection Date:** 9/1/2004 13:16

**Matrix:** WASTEWATER

Analyses	Test Results	Reporting Limit	Units	Date/Time Analyzed	
1,1,2,2-Tetrachloroethane	< 5.0	5.0	µg/L	9/6/2004	1:31
1,3-Dichlorobenzene	< 5.0	5.0	µg/L	9/6/2004	1:31
1,4-Dichlorobenzene	< 5.0	5.0	µg/L	9/6/2004	1:31
1,2-Dichlorobenzene	< 5.0	5.0	µg/L	9/6/2004	1:31



# Microbac Laboratories, Inc.

## Gascoyne Division

Phone: 410-633-1800

Fax: 410-633-6553

www.gascoyne.com

2101 Van Deman Street • Baltimore, MD 21224

### Test Results

Page 6

<b>Client:</b>	AG/GFI Hampstead	<b>Client Sample ID:</b>	Outfall 201 (Post)
<b>Report No:</b>	0409030	<b>Lab ID:</b>	0409030-003
<b>Project:</b>	Hampstead-Monthly	<b>Collection Date:</b>	9/1/2004 13:15
<b>Matrix:</b>	WASTEWATER		

Analyses	Test Results	Reporting Limit	Units	Date/Time Analyzed
----------	--------------	-----------------	-------	--------------------

#### VOLATILE ORGANIC COMPOUNDS (EPA 624)

Analyst: THP

Prep. Method: NA

Prep. Date: NA

Prep Analyst: NA

Chloromethane	< 10	10	µg/L	9/6/2004 2:03
Vinyl chloride	< 10	10	µg/L	9/6/2004 2:03
Bromomethane	< 10	10	µg/L	9/6/2004 2:03
Chloroethane	< 10	10	µg/L	9/6/2004 2:03
Acrolein	< 100	100	µg/L	9/6/2004 2:03
1,1-Dichloroethene	< 5.0	5.0	µg/L	9/6/2004 2:03
Methylene chloride	< 5.0	5.0	µg/L	9/6/2004 2:03
Acrylonitrile	< 100	100	µg/L	9/6/2004 2:03
trans-1,2-Dichloroethene	< 5.0	5.0	µg/L	9/6/2004 2:03
1,1-Dichloroethane	< 5.0	5.0	µg/L	9/6/2004 2:03
Chloroform	< 5.0	5.0	µg/L	9/6/2004 2:03
1,1,1-Trichloroethane	< 5.0	5.0	µg/L	9/6/2004 2:03
Carbon tetrachloride	< 5.0	5.0	µg/L	9/6/2004 2:03
Benzene	< 5.0	5.0	µg/L	9/6/2004 2:03
1,2-Dichloroethane	< 5.0	5.0	µg/L	9/6/2004 2:03
Trichloroethene	< 5.0	5.0	µg/L	9/6/2004 2:03
1,2-Dichloropropane	< 5.0	5.0	µg/L	9/6/2004 2:03
Bromodichloromethane	< 5.0	5.0	µg/L	9/6/2004 2:03
2-Chloroethyl vinyl ether	< 10	10	µg/L	9/6/2004 2:03
cis-1,3-Dichloropropene	< 5.0	5.0	µg/L	9/6/2004 2:03
Toluene	< 5.0	5.0	µg/L	9/6/2004 2:03
trans-1,3-Dichloropropene	< 5.0	5.0	µg/L	9/6/2004 2:03
1,1,2-Trichloroethane	< 5.0	5.0	µg/L	9/6/2004 2:03
Tetrachloroethene	< 5.0	5.0	µg/L	9/6/2004 2:03
Dibromochloromethane	< 5.0	5.0	µg/L	9/6/2004 2:03
Chlorobenzene	< 5.0	5.0	µg/L	9/6/2004 2:03
Ethylbenzene	< 5.0	5.0	µg/L	9/6/2004 2:03
Bromoform	< 5.0	5.0	µg/L	9/6/2004 2:03



# Microbac Laboratories, Inc.

## Gascoyne Division

2101 Van Deman Street • Baltimore, MD 21224

Phone: 410-633-1800

Fax: 410-633-6553

www.gascoyne.com

### Test Results

Page 7

**Client:** AG/GFI Hampstead

**Client Sample ID:** Outfall 201 (Post)

**Report No:** 0409030

**Lab ID:** 0409030-003

**Project:** Hampstead-Monthly

**Collection Date:** 9/1/2004 13:15

**Matrix:** WASTEWATER

Analyses	Test Results	Reporting Limit	Units	Date/Time Analyzed	
1,1,2,2-Tetrachloroethane	< 5.0	5.0	µg/L	9/6/2004	2:03
1,3-Dichlorobenzene	< 5.0	5.0	µg/L	9/6/2004	2:03
1,4-Dichlorobenzene	< 5.0	5.0	µg/L	9/6/2004	2:03
1,2-Dichlorobenzene	< 5.0	5.0	µg/L	9/6/2004	2:03

---

**APPENDIX D**  
**GROUNDWATER ANALYTICAL DATA PACKAGE**  
**(AUGUST 2004)**

---



September 23, 2004

Gregg Flasinski  
Weston Solutions, Inc  
1400 Weston Way  
West Chester, PA 19380

**Reference: Analytical Data  
Black & Decker - 0408L474**


Dear Mr. Flasinski:

Lionville Laboratory Incorporated (LvLI) is pleased to deliver the following analytical data reports:

RFW Batch #	Date Received	Fraction
0408L474	08.27.04	Volatiles

If you have any questions please contact me at 610-280-3076.

Sincerely,

  
Lionville Laboratory Incorporated

Mark D. Haslett  
Project Manager

Enclosure

Lionville Laboratory, Inc.  
 VOA ANALYTICAL DATA PACKAGE FOR  
 BLACK & DECKER

DATE RECEIVED: 08/27/04

LVL LOT # :0408L474

CLIENT ID	LVL #	MTX	PREP #	COLLECTION	EXTR/PREP	ANALYSIS
RFW-1A	001	W	04LVG276	08/25/04	N/A	09/03/04
RFW-1A	001 MS	W	04LVG280	08/25/04	N/A	09/08/04
RFW-1A	001 MSD	W	04LVG280	08/25/04	N/A	09/08/04
RFW-1B	002	W	04LVG276	08/26/04	N/A	09/03/04
RFW-2A	003	W	04LVG276	08/25/04	N/A	09/03/04
RFW-2B	004	W	04LVG276	08/25/04	N/A	09/03/04
RFW-3B	005	W	04LVG276	08/26/04	N/A	09/03/04
RFW-4A	006	W	04LVG276	08/26/04	N/A	09/03/04
RFW-4B	007	W	04LVG276	08/26/04	N/A	09/03/04
RFW-4B DUP	008	W	04LVG276	08/26/04	N/A	09/03/04
RFW-6	009	W	04LVG279	08/26/04	N/A	09/07/04
RFW-7	010	W	04LVG279	08/25/04	N/A	09/07/04
RFW-9	011	W	04LVG279	08/26/04	N/A	09/07/04
RFW-10	012	W	04LVG279	08/26/04	N/A	09/07/04
RFW-10	012 D1	W	04LVG280	08/26/04	N/A	09/08/04
RFW-11B	013	W	04LVG279	08/26/04	N/A	09/07/04
RFW-12B	014	W	04LVG279	08/26/04	N/A	09/07/04
RFW-13	015	W	04LVG279	08/26/04	N/A	09/07/04
RFW-16	016	W	04LVG279	08/26/04	N/A	09/07/04
RFW-17	017	W	04LVG279	08/25/04	N/A	09/07/04
RFW-20	018	W	04LVG279	08/26/04	N/A	09/07/04
RFW-21	019	W	04LVG279	08/25/04	N/A	09/07/04
EW-2	020	W	04LVG279	08/26/04	N/A	09/07/04
EW-3	021	W	04LVG280	08/26/04	N/A	09/08/04
EW-4	022	W	04LVG279	08/26/04	N/A	09/07/04
EW-5	023	W	04LVG280	08/26/04	N/A	09/08/04
EW-5	023 D1	W	04LVG281	08/26/04	N/A	09/09/04
EW-6	024	W	04LVG279	08/25/04	N/A	09/07/04
EW-6	024 MS	W	04LVG280	08/25/04	N/A	09/08/04
EW-6	024 MSD	W	04LVG280	08/25/04	N/A	09/08/04
EW-7	025	W	04LVG279	08/25/04	N/A	09/07/04
EW-8	026	W	04LVG280	08/25/04	N/A	09/08/04
EW-9	027	W	04LVG280	08/25/04	N/A	09/08/04
EW-9 DUP	028	W	04LVG280	08/25/04	N/A	09/08/04
EW-10	029	W	04LVG280	08/25/04	N/A	09/08/04
HAMP-22	030	W	04LVG280	08/26/04	N/A	09/08/04
HAMP-23	031	W	04LVG280	08/26/04	N/A	09/08/04
LEISTER-1	032	W	04LVG280	08/26/04	N/A	09/08/04



Lionville Laboratory, Inc.  
 VOA ANALYTICAL DATA PACKAGE FOR  
 BLACK & DECKER

DATE RECEIVED: 08/27/04

LVL LOT # :0408L474

CLIENT ID	LVL #	MTX	PREP #	COLLECTION	EXTR/PREP	ANALYSIS
LEISTER-2	033	W	04LVG280	08/26/04	N/A	09/08/04
LEISTER-DAIRY	034	W	04LVG280	08/26/04	N/A	09/08/04
TRIP BLANK	035	W	04LVG280	08/25/04	N/A	09/08/04

LAB QC:

VBLKTJ	MB1	W	04LVG276	N/A	N/A	09/03/04
VBLKTJ	MB1 BS	W	04LVG276	N/A	N/A	09/03/04
VBLKVJ	MB1	W	04LVG280	N/A	N/A	09/08/04
VBLKVJ	MB1 BS	W	04LVG280	N/A	N/A	09/08/04
VBLKVB	MB1	W	04LVG279	N/A	N/A	09/07/04
VBLKVB	MB1 BS	W	04LVG279	N/A	N/A	09/07/04
VBLKUK	MB1	W	04LVG281	N/A	N/A	09/09/04



Client: BLACK & DECKER  
LVL #: 0408L474

W.O. #: 02501-004-002-0200-00  
Date Received: 08-27-2004

### GC/MS VOLATILE

Thirty-five (35) water samples were collected on 08-25,26-2004.

The samples and their associated QC samples were analyzed according to criteria set forth in Lionville Laboratory SOPs based on SW 846 Method 8260B for TCL Volatile target compounds on 09-03,07,08,09-2004.

The following is a summary of the QC results accompanying the sample results and a description of any problems encountered during their analyses:

1. All results presented in this report are derived from samples that met LvLI's sample acceptance policy, with the exception of discrepancies noted on the sample receipt checklist.
2. The required holding time for analysis was met.
3. Non-target compounds were detected in the samples.
4. Several samples required 2 to 25-fold dilution due to high levels of target compounds.
5. All surrogate recoveries were within acceptance criteria.
6. All matrix spike recoveries were within acceptance criteria.
7. All blank spike recoveries were within acceptance criteria.
8. All method blanks with the exception of 04LVG279-MB1 contained the common laboratory contaminant Methylene chloride at levels less than the CRQL.
9. All internal standard area and retention time criteria were met.
10. Manual integrations are performed according to SOP QA-125 to produce quality data with the utmost integrity. All manual integrations are required to be technically valid and properly documented. Appropriate technical flags are defined in the Glossary ("Technical Flags For Manual Integration").

Iain Daniels  
Laboratory Manager  
Lionville Laboratory Incorporated

9/23/04  
Date

sdw\group\data\bna\black-decker\0408-474.doc

The results presented in this report relate only to the analytical testing and conditions of the samples at receipt and during storage. All pages of this report are integral parts of the analytical data. Therefore, this report should only be reproduced in its entirety of 6 0 pages.

## GLOSSARY

### DATA QUALIFIERS

- U = Compound was analyzed for but not detected. The associated numerical value is the estimated sample quantitation limit which is included and corrected for dilution and percent moisture.
- J = Indicates an estimated value. This flag is used under the following circumstances: 1) when estimating a concentration for tentatively identified compounds (TICs) where a 1:1 response is assumed; or 2) when the mass spectral data indicate the presence of a compound that meets the identification criteria but the result is less than the specified detection limit but greater than zero. For example, if the limit of detection is 10 ug/L and a concentration of 3 ug/L is calculated, it is reported as 3J.
- B = This flag is used when the analyte is found in the associated blank as well as in the sample. It indicates possible/probable blank contamination. This flag is also used for a TIC as well as for a positively identified TCL compound.
- E = Indicates that the compound was detected beyond the calibration range and was subsequently analyzed at a dilution.
- D = Identifies all compounds identified in an analysis at a secondary dilution factor.
- I = Interference.
- NQ = Result qualitatively confirmed but not able to quantify.
- N = Indicates presumptive evidence of a compound. This flag is only used for tentatively identified compounds (TICs), where the identification is based on a mass spectral library search. It is applied to all TIC results. For generic characterization of a TIC, such as chlorinated hydrocarbon, the N code is not used.
- X = This flag is used for a TIC compound which is quantified relative to a response factor generated from a daily calibration standard (rather than quantified relative to the closest internal standard).
- Y = Additional qualifiers used as required are explained in the case narrative.

sb\10-03\gloss.doc



00000004

## GLOSSARY

### ABBREVIATIONS

- BS** = Indicates blank spike in which reagent grade water is spiked with the CLP matrix spike solutions and carried through all the steps in the method. Spike recoveries are reported.
- BSD** = Indicates blank spike duplicate.
- MS** = Indicates matrix spike.
- MSD** = Indicates matrix spike duplicate.
- DL** = Suffix added to sample number to indicate that results are from a diluted analysis.
- NA** = Not Applicable.
- DF** = Dilution Factor.
- NR** = Not Required.
- SP, Z** = Indicates Spiked Compound.

sb\10-03\gloss.doc



00000000

## TECHNICAL FLAGS FOR MANUAL INTEGRATION

Manual quan modifications or integrations are performed routinely to improve the data quality for a variety of technical reasons. Documentation of these modifications should be clear and concise. The following 'flags' are used to indicate the technical reasons for quan modifications:

- MP - **Missed Peak:** Manually added peak not found by automatic quan program.
- PA - **Peak Assignment:** Quan report was changed to reflect correct peak assignment.
- RI - **Routine Integration:** Routine integrations are performed for some analytes that are consistently integrated improperly by the automatic integration programs. Examples are the Dichlorobenzene isomers on the VOA packed column and Benzo (b) fluoranthene /Benzo (k) fluoranthene which are poorly resolve on the BNA column.
- SP - **Split Peak:** The automatic integration improperly split the peak; a manual integration was performed to get the correct area.
- CB - **Co-elution/ Background:** Peak was manually integrated to eliminate contribution from co-eluting compounds, background signal, or other interference.
- PI - **Proper Integration:** A peak with poor or inconsistent integration (i.e., excessive tail) was properly integrated manually.

LVL-21-21-035/A-08/93



00000000



RFW Batch Number: 0408L474

Client: BLACK & DECKER

Work Order: 02501004002 Page: 1b

Cust ID: RFW-1A RFW-1A RFW-1A RFW-1B RFW-2A RFW-2B

RFW#: 001 001 MS 001 MSD 002 003 004

	001	001 MS	001 MSD	002	003	004
Toluene	5 U	116 %	113 %	5 U	5 U	5 U
Chlorobenzene	5 U	119 %	117 %	5 U	5 U	5 U
Ethylbenzene	5 U	5 U	5 U	5 U	5 U	5 U
Styrene	5 U	5 U	5 U	5 U	5 U	5 U
Xylene (total)	5 U	5 U	5 U	5 U	5 U	5 U

\*= Outside of EPA CLP QC limits.

00000000

Lionville Laboratory, Inc.

Volatiles by GC/MS, HSL List

Report Date: 09/22/04 13:31

RFW Batch Number: 0408L474

Client: BLACK & DECKER

Work Order: 02501004002 Page: 2a

Sample Information	Cust ID:	RFW-3B	RFW-4A	RFW-4B	RFW-4B DUP	RFW-6	RFW-7
	RFW#:	005	006	007	008	009	010
	Matrix:	WATER	WATER	WATER	WATER	WATER	WATER
	D.F.:	1.00	1.00	1.00	1.00	1.00	1.00
	Units:	UG/L	UG/L	UG/L	UG/L	UG/L	UG/L
Surrogate	Toluene-d8	93 %	90 %	95 %	92 %	92 %	95 %
Recovery	Bromofluorobenzene	106 %	103 %	109 %	107 %	100 %	104 %
	1,2-Dichloroethane-d4	110 %	110 %	114 %	109 %	96 %	95 %
=====fl-----fl-----fl-----fl-----fl-----fl=====							
Chloromethane		10 U	10 U	10 U	10 U	10 U	10 U
Bromomethane		10 U	10 U	10 U	10 U	10 U	10 U
Vinyl Chloride		10 U	10 U	10 U	10 U	10 U	10 U
Chloroethane		10 U	10 U	10 U	10 U	10 U	10 U
Methylene Chloride		8 B	10 B	9 B	10 B	2 J	2 J
Acetone		4 J	2 J	10 U	3 J	6 J	10 U
Carbon Disulfide		5 U	5 U	5 U	5 U	5 U	5 U
1,1-Dichloroethene		5 U	5 U	5 U	5 U	5 U	5 U
1,1-Dichloroethane		5 U	5 U	5 U	5 U	5 U	5 U
1,2-Dichloroethene (total)		11	1 J	4 J	4 J	1 J	5 U
Chloroform		5 U	5 U	5 U	5 U	5 U	5 U
1,2-Dichloroethane		5 U	5 U	5 U	5 U	5 U	5 U
2-Butanone		10 U	10 U	10 U	10 U	10 U	10 U
1,1,1-Trichloroethane		5 U	5 U	5 U	5 U	5 U	5 U
Carbon Tetrachloride		5 U	5 U	5 U	5 U	5 U	5 U
Vinyl Acetate		10 U	10 U	10 U	10 U	10 U	10 U
Bromodichloromethane		5 U	5 U	5 U	5 U	5 U	5 U
1,2-Dichloropropane		5 U	5 U	5 U	5 U	5 U	5 U
cis-1,3-Dichloropropene		5 U	5 U	5 U	5 U	5 U	5 U
Trichloroethene		9	66	1 J	1 J	10	5 J
Dibromochloromethane		5 U	5 U	5 U	5 U	5 U	5 U
1,1,2-Trichloroethane		5 U	5 U	5 U	5 U	5 U	5 U
Benzene		5 U	5 U	5 U	5 U	5 U	5 U
Trans-1,3-Dichloropropene		5 U	5 U	5 U	5 U	5 U	5 U
Bromoform		5 U	5 U	5 U	5 U	5 U	5 U
4-Methyl-2-pentanone		10 U	10 U	10 U	10 U	10 U	10 U
2-Hexanone		10 U	10 U	10 U	10 U	10 U	10 U
Tetrachloroethene		10	67	26	25	8	5 U
1,1,2,2-Tetrachloroethane		5 U	5 U	5 U	5 U	5 U	5 U

\*= Outside of EPA CLP QC limits.



Cust ID:	RFW-3B	RFW-4A	RFW-4B	RFW-4B DUP	RFW-6	RFW-7
RFW#:	005	006	007	008	009	010

Toluene	5 U	5 U	5 U	5 U	5 U	5 U
Chlorobenzene	5 U	5 U	5 U	5 U	5 U	5 U
Ethylbenzene	5 U	5 U	5 U	5 U	5 U	5 U
Styrene	5 U	5 U	5 U	5 U	5 U	5 U
Xylene (total)	5 U	5 U	5 U	5 U	5 U	5 U

\*= Outside of EPA CLP QC limits.

01000000



RFW Batch Number: 0408L474

Client: BLACK & DECKER

Work Order: 02501004002 Page: 3b

Cust ID: RFW-9 RFW-10 RFW-10 RFW-10 RFW-11B RFW-12B RFW-13

RFW#: 011 012 012 DL 013 014 015

Toluene	5 U	5 U	50 U	5 U	25 U	5 U
Chlorobenzene	5 U	5 U	50 U	5 U	25 U	5 U
Ethylbenzene	5 U	5 U	50 U	5 U	25 U	5 U
Styrene	5 U	5 U	50 U	5 U	25 U	5 U
Xylene (total)	5 U	5 U	50 U	5 U	25 U	5 U

\*= Outside of EPA CLP QC limits.

2100000012

Lionville Laboratory, Inc.

Volatiles by GC/MS, HSL List

Report Date: 09/22/04 13:31

RFW Batch Number: 0408L474

Client: BLACK & DECKER

Work Order: 02501004002 Page: 4a

Sample Information	Cust ID:	RFW-16	RFW-17	RFW-20	RFW-21	EW-2	EW-3
	RFW#:	016	017	018	019	020	021
	Matrix:	WATER	WATER	WATER	WATER	WATER	WATER
	D.F.:	1.00	1.00	1.00	1.00	10.0	2.00
	Units:	UG/L	UG/L	UG/L	UG/L	UG/L	UG/L
Surrogate	Toluene-d8	96 %	95 %	97 %	97 %	94 %	101 %
Recovery	Bromofluorobenzene	104 %	99 %	105 %	105 %	99 %	108 %
	1,2-Dichloroethane-d4	104 %	104 %	110 %	102 %	114 %	116 %
=====fl=====fl=====fl=====fl=====fl=====fl=====fl=====							
Chloromethane		10 U	10 U	10 U	10 U	100 U	20 U
Bromomethane		10 U	10 U	10 U	10 U	100 U	20 U
Vinyl Chloride		10 U	10 U	10 U	10 U	100 U	20 U
Chloroethane		10 U	10 U	10 U	10 U	100 U	20 U
Methylene Chloride		2 J	2 J	2 J	2 J	130	11 B
Acetone		10 U	10 U	10 U	10 U	100 U	20 U
Carbon Disulfide		5 U	5 U	5 U	5 U	50 U	10 U
1,1-Dichloroethene		5 U	5 U	5 U	5 U	50 U	10 U
1,1-Dichloroethane		5 U	5 U	5 U	5 U	50 U	10 U
1,2-Dichloroethene (total)		5 U	5 U	5 U	5 U	50 U	10 U
Chloroform		5 U	5 U	5 U	5 U	50 U	10 U
1,2-Dichloroethane		5 U	1 J	5 U	5 U	50 U	10 U
2-Butanone		10 U	10 U	10 U	10 U	100 U	20 U
1,1,1-Trichloroethane		5 U	5 U	5 U	5 U	50 U	10 U
Carbon Tetrachloride		5 U	5 U	5 U	5 U	50 U	10 U
Vinyl Acetate		10 U	10 U	10 U	10 U	100 U	20 U
Bromodichloromethane		5 U	5 U	5 U	5 U	50 U	10 U
1,2-Dichloropropane		5 U	5 U	5 U	5 U	50 U	10 U
cis-1,3-Dichloropropene		5 U	5 U	5 U	5 U	50 U	10 U
Trichloroethene		75	5 U	2 J	2 J	820	250
Dibromochloromethane		5 U	5 U	5 U	5 U	50 U	10 U
1,1,2-Trichloroethane		5 U	5 U	5 U	5 U	50 U	10 U
Benzene		5 U	5 U	5 U	5 U	50 U	10 U
Trans-1,3-Dichloropropene		5 U	5 U	5 U	5 U	50 U	10 U
Bromoform		5 U	5 U	5 U	5 U	50 U	10 U
4-Methyl-2-pentanone		10 U	10 U	10 U	10 U	100 U	20 U
2-Hexanone		10 U	10 U	10 U	10 U	100 U	20 U
Tetrachloroethene		5 U	5 U	5 U	5 U	54	5 J
1,1,2,2-Tetrachloroethane		5 U	5 U	5 U	5 U	50 U	10 U

\*= Outside of EPA CLP QC limits.

012000005

Cust ID: RFW-16 RFW-17 RFW-20 RFW-21 EW-2 EW-3

RFW#: 016 017 018 019 020 021

	016	017	018	019	020	021
Toluene	5 U	5 U	5 U	5 U	50 U	10 U
Chlorobenzene	5 U	5 U	5 U	5 U	50 U	10 U
Ethylbenzene	5 U	5 U	5 U	5 U	50 U	10 U
Styrene	5 U	5 U	5 U	5 U	50 U	10 U
Xylene (total)	5 U	5 U	5 U	5 U	50 U	10 U

\*= Outside of EPA CLP QC limits.

P1000000



RFW Batch Number: 0408L474

Client: BLACK & DECKER

Work Order: 02501004002 Page: 5b

Cust ID: EW-4 EW-5 EW-5 EW-6 EW-6 EW-6

RFW#: 022 023 023 DL 024 024 MS 024 MSD

Toluene	120	U	10	U	25	U	5	U	114	%	111	%
Chlorobenzene	120	U	10	U	25	U	5	U	117	%	116	%
Ethylbenzene	120	U	10	U	25	U	5	U	5	U	5	U
Styrene	120	U	10	U	25	U	5	U	5	U	5	U
Xylene (total)	120	U	10	U	25	U	5	U	5	U	5	U

\*= Outside of EPA CLP QC limits.

010000010

Sample Information	Cust ID:	EW-7	EW-8	EW-9	EW-9 DUP	EW-10	HAMP-22
	RFW#:	025	026	027	028	029	030
	Matrix:	WATER	WATER	WATER	WATER	WATER	WATER
	D.F.:	1.00	1.00	2.00	2.00	1.00	1.00
	Units:	UG/L	UG/L	UG/L	UG/L	UG/L	UG/L
Surrogate	Toluene-d8	93 %	91 %	94 %	93 %	92 %	90 %
Recovery	Bromofluorobenzene	102 %	97 %	102 %	102 %	98 %	93 %
	1,2-Dichloroethane-d4	120 %	103 %	102 %	104 %	104 %	104 %
=====fl=====fl=====fl=====fl=====fl=====fl=====fl=====							
Chloromethane		10 U	10 U	20 U	20 U	10 U	10 U
Bromomethane		10 U	10 U	20 U	20 U	10 U	10 U
Vinyl Chloride		10 U	10 U	20 U	20 U	10 U	10 U
Chloroethane		10 U	10 U	20 U	20 U	10 U	10 U
Methylene Chloride		4 J	4 JB	10 B	13 B	5 B	5 JB
Acetone		10 U	10 U	20 U	20 U	10 U	10 U
Carbon Disulfide		5 U	5 U	10 U	10 U	5 U	5 U
1,1-Dichloroethene		5 U	5 U	10 U	10 U	5 U	5 U
1,1-Dichloroethane		5 U	5 U	10 U	10 U	5 U	5 U
1,2-Dichloroethene (total)		4 J	15	10 U	10 U	5 U	5 U
Chloroform		5 U	5 U	10 U	10 U	5 U	5 U
1,2-Dichloroethane		5 U	5 U	10 U	10 U	5 U	5 U
2-Butanone		10 U	10 U	20 U	20 U	10 U	10 U
1,1,1-Trichloroethane		5 U	5 U	10 U	10 U	5 U	5 U
Carbon Tetrachloride		5 U	5 U	10 U	10 U	5 U	5 U
Vinyl Acetate		10 U	10 U	20 U	20 U	10 U	10 U
Bromodichloromethane		5 U	5 U	10 U	10 U	5 U	5 U
1,2-Dichloropropane		5 U	5 U	10 U	10 U	5 U	5 U
cis-1,3-Dichloropropene		5 U	5 U	10 U	10 U	5 U	5 U
Trichloroethene		4 J	10	10 U	10 U	5 U	5 U
Dibromochloromethane		5 U	5 U	10 U	10 U	5 U	5 U
1,1,2-Trichloroethane		5 U	5 U	10 U	10 U	5 U	5 U
Benzene		5 U	5 U	10 U	10 U	5 U	5 U
Trans-1,3-Dichloropropene		5 U	5 U	10 U	10 U	5 U	5 U
Bromoform		5 U	5 U	10 U	10 U	5 U	5 U
4-Methyl-2-pentanone		10 U	10 U	20 U	20 U	10 U	10 U
2-Hexanone		10 U	10 U	20 U	20 U	10 U	10 U
Tetrachloroethene		7	70	190	220	21	5 U
1,1,2,2-Tetrachloroethane		5 U	5 U	10 U	10 U	5 U	5 U

\*= Outside of EPA CLP QC limits.

11000000



RFW Match Number: 0408L474

Client: BLACK & DECKER

Work Order: 02501004002 Page: 6b

Cust ID: EW-7 EW-8 EW-9 EW-9 DUP EW-10 HAMP-22

RFW#: 025 026 027 028 029 030

Toluene	5 U	5 U	10 U	10 U	5 U	5 U
Chlorobenzene	5 U	5 U	10 U	10 U	5 U	5 U
Ethylbenzene	5 U	5 U	10 U	10 U	5 U	5 U
Styrene	5 U	5 U	10 U	10 U	5 U	5 U
Xylene (total)	5 U	5 U	10 U	10 U	5 U	5 U

\*= Outside of EPA CLP QC limits.

00000010

Lionville Laboratory, Inc.

Volatiles by GC/MS, HSL List

Report Date: 09/22/04 13:31

RFW Batch Number: 0408L474

Client: BLACK & DECKER

Work Order: 02501004002 Page: 7a

	Cust ID:	HAMP-23	LEISTER-1	LEISTER-2	LEISTER-DAIR Y	TRIP BLANK	VBLKTJ
Sample Information	RFW#:	031	032	033	034	035	04LVG276-MB1
	Matrix:	WATER	WATER	WATER	WATER	WATER	WATER
	D.F.:	1.00	1.00	1.00	1.00	1.00	1.00
	Units:	UG/L	UG/L	UG/L	UG/L	UG/L	UG/L
Toluene-d8		96 %	94 %	93 %	94 %	95 %	93 %
Surrogate Bromofluorobenzene		100 %	98 %	102 %	97 %	99 %	100 %
Recovery 1,2-Dichloroethane-d4		108 %	106 %	104 %	107 %	101 %	111 %
=====fl=====fl=====fl=====fl=====fl=====fl=====fl=====							
Chloromethane		10 U	10 U	10 U	10 U	10 U	10 U
Bromomethane		10 U	10 U	10 U	10 U	10 U	10 U
Vinyl Chloride		10 U	10 U	10 U	10 U	10 U	10 U
Chloroethane		10 U	10 U	10 U	10 U	10 U	10 U
Methylene Chloride		6 B	6 B	7 B	6 B	8 B	4 J
Acetone		10 U	10 U	10 U	10 U	10 U	10 U
Carbon Disulfide		5 U	5 U	5 U	5 U	5 U	5 U
1,1-Dichloroethene		5 U	5 U	5 U	5 U	5 U	5 U
1,1-Dichloroethane		5 U	5 U	5 U	5 U	5 U	5 U
1,2-Dichloroethene (total)		5 U	5 U	5 U	5 U	5 U	5 U
Chloroform		5 U	5 U	5 U	5 U	5 U	5 U
1,2-Dichloroethane		5 U	5 U	5 U	5 U	5 U	5 U
2-Butanone		10 U	10 U	10 U	10 U	10 U	10 U
1,1,1-Trichloroethane		5 U	5 U	5 U	5 U	5 U	5 U
Carbon Tetrachloride		5 U	5 U	5 U	5 U	5 U	5 U
Vinyl Acetate		10 U	10 U	10 U	10 U	10 U	10 U
Bromodichloromethane		5 U	5 U	5 U	5 U	5 U	5 U
1,2-Dichloropropane		5 U	5 U	5 U	5 U	5 U	5 U
cis-1,3-Dichloropropene		5 U	5 U	5 U	5 U	5 U	5 U
Trichloroethene		5 U	5 U	5 U	5 U	5 U	5 U
Dibromochloromethane		5 U	5 U	5 U	5 U	5 U	5 U
1,1,2-Trichloroethane		5 U	5 U	5 U	5 U	5 U	5 U
Benzene		5 U	5 U	5 U	5 U	5 U	5 U
Trans-1,3-Dichloropropene		5 U	5 U	5 U	5 U	5 U	5 U
Bromoform		5 U	5 U	5 U	5 U	5 U	5 U
4-Methyl-2-pentanone		10 U	10 U	10 U	10 U	10 U	10 U
2-Hexanone		10 U	10 U	10 U	10 U	10 U	10 U
Tetrachloroethene		5 U	5 U	5 U	5 U	5 U	5 U
1,1,2,2-Tetrachloroethane		5 U	5 U	5 U	5 U	5 U	5 U

\*= Outside of EPA CLP QC limits.

LIONVILLE LABORATORY, INC.

RFW Batch Number: 0408L474

Client: BLACK & DECKER

Work Order: 02501004002 Page: 7b

Cust ID: HAMP-23 LEISTER-1 LEISTER-2 LEISTER-DAIR TRIP BLANK VBLKTJ

RFW#: 031 032 033 034 035 04LVG276-MB1

	031	032	033	034	035	04LVG276-MB1
Toluene	5 U	5 U	5 U	5 U	5 U	5 U
Chlorobenzene	5 U	5 U	5 U	5 U	5 U	5 U
Ethylbenzene	5 U	5 U	5 U	5 U	5 U	5 U
Styrene	5 U	5 U	5 U	5 U	5 U	5 U
Xylene (total)	5 U	5 U	5 U	5 U	5 U	5 U

\*= Outside of EPA CLP QC limits.

00000000

Lionville Laboratory, Inc.

Volatiles by GC/MS, HSL List

Report Date: 09/22/04 13:31

RFW Batch Number: 0408L474

Client: BLACK & DECKER

Work Order: 02501004002 Page: 8a

Sample Information	Cust ID:	VBLKTJ BS	VBLKVJ	VBLKVJ BS	VBLKVB	VBLKVB BS	VBLKUK
	RFW#:	04LVG276-MB1	04LVG280-MB1	04LVG280-MB1	04LVG279-MB1	04LVG279-MB1	04LVG281-MB1
	Matrix:	WATER	WATER	WATER	WATER	WATER	WATER
	D.F.:	1.00	1.00	1.00	1.00	1.00	1.00
	Units:	UG/L	UG/L	UG/L	UG/L	UG/L	UG/L
Surrogate	Toluene-d8	90 %	90 %	92 %	95 %	90 %	92 %
Recovery	Bromofluorobenzene	103 %	95 %	96 %	102 %	100 %	98 %
	1,2-Dichloroethane-d4	105 %	101 %	107 %	105 %	99 %	111 %
=====fl=====fl=====fl=====fl=====fl=====fl=====fl=====							
Chloromethane		10 U	10 U	10 U	10 U	10 U	10 U
Bromomethane		10 U	10 U	10 U	10 U	10 U	10 U
Vinyl Chloride		10 U	10 U	10 U	10 U	10 U	10 U
Chloroethane		10 U	10 U	10 U	10 U	10 U	10 U
Methylene Chloride		7 B	5 J	6 B	5 U	1 J	4 J
Acetone		10 U	10 U	10 U	10 U	10 U	10 U
Carbon Disulfide		5 U	5 U	5 U	5 U	5 U	5 U
1,1-Dichloroethene		102 %	5 U	94 %	5 U	96 %	5 U
1,1-Dichloroethane		5 U	5 U	5 U	5 U	5 U	5 U
1,2-Dichloroethene (total)		5 U	5 U	5 U	5 U	5 U	5 U
Chloroform		5 U	5 U	5 U	5 U	5 U	5 U
1,2-Dichloroethane		5 U	5 U	5 U	5 U	5 U	5 U
2-Butanone		10 U	10 U	10 U	10 U	10 U	10 U
1,1,1-Trichloroethane		5 U	5 U	5 U	5 U	5 U	5 U
Carbon Tetrachloride		5 U	5 U	5 U	5 U	5 U	5 U
Vinyl Acetate		10 U	10 U	10 U	10 U	10 U	10 U
Bromodichloromethane		5 U	5 U	5 U	5 U	5 U	5 U
1,2-Dichloropropane		5 U	5 U	5 U	5 U	5 U	5 U
cis-1,3-Dichloropropene		5 U	5 U	5 U	5 U	5 U	5 U
Trichloroethene		103 %	5 U	106 %	5 U	108 %	5 U
Dibromochloromethane		5 U	5 U	5 U	5 U	5 U	5 U
1,1,2-Trichloroethane		5 U	5 U	5 U	5 U	5 U	5 U
Benzene		105 %	5 U	105 %	5 U	105 %	5 U
Trans-1,3-Dichloropropene		5 U	5 U	5 U	5 U	5 U	5 U
Bromoform		5 U	5 U	5 U	5 U	5 U	5 U
4-Methyl-2-pentanone		10 U	10 U	10 U	10 U	10 U	10 U
2-Hexanone		10 U	10 U	10 U	10 U	10 U	10 U
Tetrachloroethene		5 U	5 U	5 U	5 U	5 U	5 U
1,1,2,2-Tetrachloroethane		5 U	5 U	5 U	5 U	5 U	5 U

\*= Outside of EPA CLP QC limits.

12882828

RFW Catch Number: 0408L474

Client: BLACK & DECKER

Work Order: 02501004002 Page: 8b

Cust ID: VBLKTJ BS

VBLKVJ

VBLKVJ BS

VBLKVB

VBLKVB BS

VBLKUK

RFW#: 04LVG276-MB1

04LVG280-MB1

04LVG280-MB1

04LVG279-MB1

04LVG279-MB1

04LVG281-MB1

Toluene	105	%	5	U	109	%	5	U	107	%	5	U
Chlorobenzene	106	%	5	U	113	%	5	U	111	%	5	U
Ethylbenzene	5	U	5	U	5	U	5	U	5	U	5	U
Styrene	5	U	5	U	5	U	5	U	5	U	5	U
Xylene (total)	5	U	5	U	5	U	5	U	5	U	5	U

\*= Outside of EPA CLP QC limits.

0408L474

1E  
 VOLATILE ORGANICS ANALYSIS SHEET  
 TENTATIVELY IDENTIFIED COMPOUNDS

EPA SAMPLE NO.

RFW-1A

Lab Name: Lionville Labs, Inc. Contract: 02501004002

Lab Code: Lionvi Case No.: \_\_\_\_\_

SAS No.: \_\_\_\_\_ SDG No.: \_\_\_\_\_

Matrix: (soil/water) WATER

Lab Sample ID: 0408L474-001

Sample wt/vol: 5.00 (g/mL) ML

Lab File ID: g090314

Level: (low/med) LOW

Date Received: 08/27/04

% Moisture: not dec. \_\_\_\_\_

Date Analyzed: 09/03/04

Column: (pack/cap) CAP

Dilution Factor: 1.00

Number TICs found: 0

CONCENTRATION UNITS:  
 (ug/L or ug/Kg) UG/L

CAS NUMBER	COMPOUND NAME	RT	EST. CONC.	Q
1.				

1E  
VOLATILE ORGANICS ANALYSIS SHEET  
TENTATIVELY IDENTIFIED COMPOUNDS

EPA SAMPLE NO.

RFW-1B

Lab Name: Lionville Labs, Inc. Contract: 02501004002

Lab Code: Lionvi Case No.: \_\_\_\_\_

SAS No.: \_\_\_\_\_ SDG No.: \_\_\_\_\_

Matrix: (soil/water) WATER

Lab Sample ID: 0408L474-002

Sample wt/vol: 5.00 (g/mL) ML

Lab File ID: q090315

Level: (low/med) LOW

Date Received: 08/27/04

% Moisture: not dec. \_\_\_\_\_

Date Analyzed: 09/03/04

Column: (pack/cap) CAP

Dilution Factor: 1.00

Number TICs found: 0

CONCENTRATION UNITS:  
(ug/L or ug/Kg) UG/L

CAS NUMBER	COMPOUND NAME	RT	EST. CONC.	Q
1.				

1E  
VOLATILE ORGANICS ANALYSIS SHEET  
TENTATIVELY IDENTIFIED COMPOUNDS

EPA SAMPLE NO.

RFW-2A

Lab Name: Lionville Labs, Inc. Contract: 02501004002

Lab Code: Lionvi Case No.: \_\_\_\_\_

SAS No.: \_\_\_\_\_ SDG No.: \_\_\_\_\_

Matrix: (soil/water) WATER

Lab Sample ID: 0408L474-003

Sample wt/vol: 5.00 (g/mL) ML

Lab File ID: q090316

Level: (low/med) LOW

Date Received: 08/27/04

% Moisture: not dec. \_\_\_\_\_

Date Analyzed: 09/03/04

Column: (pack/cap) CAP

Dilution Factor: 1.00

Number TICs found: 0

CONCENTRATION UNITS:  
(ug/L or ug/Kg) UG/L

CAS NUMBER	COMPOUND NAME	RT	EST. CONC.	Q
1.				



1E  
VOLATILE ORGANICS ANALYSIS SHEET  
TENTATIVELY IDENTIFIED COMPOUNDS

EPA SAMPLE NO.

RFW-2B

Lab Name: Lionville Labs, Inc. Contract: 02501004002

Lab Code: Lionvi Case No.: \_\_\_\_\_

SAS No.: \_\_\_\_\_ SDG No.: \_\_\_\_\_

Matrix: (soil/water) WATER

Lab Sample ID: 0408L474-004

Sample wt/vol: 5.00 (g/mL) ML

Lab File ID: q090317

Level: (low/med) LOW

Date Received: 08/27/04

% Moisture: not dec. \_\_\_\_\_

Date Analyzed: 09/03/04

Column: (pack/cap) CAP

Dilution Factor: 1.00

Number TICs found: 0

CONCENTRATION UNITS:  
(ug/L or ug/Kg) UG/L

CAS NUMBER	COMPOUND NAME	RT	EST. CONC.	Q
1.				

1E  
VOLATILE ORGANICS ANALYSIS SHEET  
TENTATIVELY IDENTIFIED COMPOUNDS

EPA SAMPLE NO.

RFW-3B

Lab Name: Lionville Labs, Inc. Contract: 02501004002

Lab Code: Lionvi Case No.: \_\_\_\_\_

SAS No.: \_\_\_\_\_ SDG No.: \_\_\_\_\_

Matrix: (soil/water) WATER

Lab Sample ID: 0408L474-005

Sample wt/vol: 5.00 (g/mL) ML

Lab File ID: q090318

Level: (low/med) LOW

Date Received: 08/27/04

% Moisture: not dec. \_\_\_\_\_

Date Analyzed: 09/03/04

Column: (pack/cap) CAP

Dilution Factor: 1.00

Number TICs found: 0

CONCENTRATION UNITS:  
(ug/L or ug/Kg) UG/L

CAS NUMBER	COMPOUND NAME	RT	EST. CONC.	Q
1.				

1E  
VOLATILE ORGANICS ANALYSIS SHEET  
TENTATIVELY IDENTIFIED COMPOUNDS

EPA SAMPLE NO.

RFW-4A

Lab Name: Lionville Labs, Inc. Contract: 02501004002

Lab Code: Lionvi Case No.: \_\_\_\_\_

SAS No.: \_\_\_\_\_ SDG No.: \_\_\_\_\_

Matrix: (soil/water) WATER

Lab Sample ID: 0408L474-006

Sample wt/vol: 5.00 (g/mL) ML

Lab File ID: q090319

Level: (low/med) LOW

Date Received: 08/27/04

% Moisture: not dec. \_\_\_\_\_

Date Analyzed: 09/03/04

Column: (pack/cap) CAP

Dilution Factor: 1.00

Number TICs found: 0

CONCENTRATION UNITS:  
(ug/L or ug/Kg) UG/L

CAS NUMBER	COMPOUND NAME	RT	EST. CONC.	Q
1.				

1E  
VOLATILE ORGANICS ANALYSIS SHEET  
TENTATIVELY IDENTIFIED COMPOUNDS

EPA SAMPLE NO.

RFW-4B

Lab Name: Lionville Labs, Inc. Contract: 02501004002

Lab Code: Lionvi Case No.: \_\_\_\_\_

SAS No.: \_\_\_\_\_ SDG No.: \_\_\_\_\_

Matrix: (soil/water) WATER

Lab Sample ID: 0408L474-007

Sample wt/vol: 5.00 (g/mL) ML

Lab File ID: q090320

Level: (low/med) LOW

Date Received: 08/27/04

% Moisture: not dec. \_\_\_\_\_

Date Analyzed: 09/03/04

Column: (pack/cap) CAP

Dilution Factor: 1.00

Number TICs found: 0

CONCENTRATION UNITS:  
(ug/L or ug/Kg) UG/L

CAS NUMBER	COMPOUND NAME	RT	EST. CONC.	Q
1.				

1E  
VOLATILE ORGANICS ANALYSIS SHEET  
TENTATIVELY IDENTIFIED COMPOUNDS

EPA SAMPLE NO.

RFW-4B DUP

Lab Name: Lionville Labs, Inc. Contract: 02501004002

Lab Code: Lionvi Case No.: \_\_\_\_\_

SAS No.: \_\_\_\_\_ SDG No.: \_\_\_\_\_

Matrix: (soil/water) WATER

Lab Sample ID: 0408L474-008

Sample wt/vol: 5.00 (g/mL) ML

Lab File ID: q090321

Level: (low/med) LOW

Date Received: 08/27/04

% Moisture: not dec. \_\_\_\_\_

Date Analyzed: 09/03/04

Column: (pack/cap) CAP

Dilution Factor: 1.00

Number TICs found: 0

CONCENTRATION UNITS:  
(ug/L or ug/Kg) UG/L

CAS NUMBER	COMPOUND NAME	RT	EST. CONC.	Q
1.				

1E  
VOLATILE ORGANICS ANALYSIS SHEET  
TENTATIVELY IDENTIFIED COMPOUNDS

EPA SAMPLE NO.

RFW-6

Lab Name: Lionville Labs, Inc. Contract: 02501004002

Lab Code: Lionvi Case No.: \_\_\_\_\_

SAS No.: \_\_\_\_\_ SDG No.: \_\_\_\_\_

Matrix: (soil/water) WATER

Lab Sample ID: 0408L474-009

Sample wt/vol: 5.00 (g/mL) ML

Lab File ID: q090705

Level: (low/med) LOW

Date Received: 08/27/04

% Moisture: not dec. \_\_\_\_\_

Date Analyzed: 09/07/04

Column: (pack/cap) CAP

Dilution Factor: 1.00

Number TICs found: 0 CONCENTRATION UNITS:  
(ug/L or ug/Kg) UG/L

CAS NUMBER	COMPOUND NAME	RT	EST. CONC.	Q
1.				

1E  
VOLATILE ORGANICS ANALYSIS SHEET  
TENTATIVELY IDENTIFIED COMPOUNDS

EPA SAMPLE NO.

RFW-7

Lab Name: Lionville Labs, Inc. Contract: 02501004002

Lab Code: Lionvi Case No.: \_\_\_\_\_

SAS No.: \_\_\_\_\_ SDG No.: \_\_\_\_\_

Matrix: (soil/water) WATER

Lab Sample ID: 0408L474-010

Sample wt/vol: 5.00 (g/mL) ML

Lab File ID: q090706

Level: (low/med) LOW

Date Received: 08/27/04

% Moisture: not dec. \_\_\_\_\_

Date Analyzed: 09/07/04

Column: (pack/cap) CAP

Dilution Factor: 1.00

Number TICs found: 0

CONCENTRATION UNITS:  
(ug/L or ug/Kg) UG/L

CAS NUMBER	COMPOUND NAME	RT	EST. CONC.	Q
1.				

1E  
 VOLATILE ORGANICS ANALYSIS SHEET  
 TENTATIVELY IDENTIFIED COMPOUNDS

EPA SAMPLE NO.

RFW-9

Lab Name: Lionville Labs, Inc. Contract: 02501004002

Lab Code: Lionvi Case No.: \_\_\_\_\_

SAS No.: \_\_\_\_\_ SDG No.: \_\_\_\_\_

Matrix: (soil/water) WATER

Lab Sample ID: 0408L474-011

Sample wt/vol: 5.00 (g/mL) ML

Lab File ID: q090707

Level: (low/med) LOW

Date Received: 08/27/04

% Moisture: not dec. \_\_\_\_\_

Date Analyzed: 09/07/04

Column: (pack/cap) CAP

Dilution Factor: 1.00

Number TICs found: 0

CONCENTRATION UNITS:  
 (ug/L or ug/Kg) UG/L

CAS NUMBER	COMPOUND NAME	RT	EST. CONC.	Q
1.				



1E  
 VOLATILE ORGANICS ANALYSIS SHEET  
 TENTATIVELY IDENTIFIED COMPOUNDS

EPA SAMPLE NO.

RFW-10

Lab Name: Lionville Labs, Inc. Contract: 02501004002

Lab Code: Lionvi Case No.: \_\_\_\_\_

SAS No.: \_\_\_\_\_ SDG No.: \_\_\_\_\_

Matrix: (soil/water) WATER

Lab Sample ID: 0408L474-012

Sample wt/vol: 5.00 (g/mL) ML

Lab File ID: g090708

Level: (low/med) LOW

Date Received: 08/27/04

% Moisture: not dec. \_\_\_\_\_

Date Analyzed: 09/07/04

Column: (pack/cap) CAP

Dilution Factor: 1.00

Number TICs found: 0

CONCENTRATION UNITS:  
 (ug/L or ug/Kg) UG/L

CAS NUMBER	COMPOUND NAME	RT	EST. CONC.	Q
1.				

1E  
VOLATILE ORGANICS ANALYSIS SHEET  
TENTATIVELY IDENTIFIED COMPOUNDS

EPA SAMPLE NO.

RFW-10DL

Lab Name: Lionville Labs, Inc. Contract: 02501004002

Lab Code: Lionvi Case No.: \_\_\_\_\_

SAS No.: \_\_\_\_\_ SDG No.: \_\_\_\_\_

Matrix: (soil/water) WATER

Lab Sample ID: 0408L474-012 DL

Sample wt/vol: 5.00 (g/mL) ML

Lab File ID: g090819

Level: (low/med) LOW

Date Received: 08/27/04

% Moisture: not dec. \_\_\_\_\_

Date Analyzed: 09/08/04

Column: (pack/cap) CAP

Dilution Factor: 10.0

Number TICs found: 0

CONCENTRATION UNITS:  
(ug/L or ug/Kg) UG/L

CAS NUMBER	COMPOUND NAME	RT	EST. CONC.	Q
1.				

1E  
VOLATILE ORGANICS ANALYSIS SHEET  
TENTATIVELY IDENTIFIED COMPOUNDS

EPA SAMPLE NO.

RFW-11B

Lab Name: Lionville Labs, Inc. Contract: 02501004002

Lab Code: Lionvi Case No.: \_\_\_\_\_

SAS No.: \_\_\_\_\_ SDG No.: \_\_\_\_\_

Matrix: (soil/water) WATER

Lab Sample ID: 0408L474-013

Sample wt/vol: 5.00 (g/mL) ML

Lab File ID: q090709

Level: (low/med) LOW

Date Received: 08/27/04

% Moisture: not dec. \_\_\_\_\_

Date Analyzed: 09/07/04

Column: (pack/cap) CAP

Dilution Factor: 1.00

Number TICs found: 0

CONCENTRATION UNITS:  
(ug/L or ug/Kg) UG/L

CAS NUMBER	COMPOUND NAME	RT	EST. CONC.	Q
1.				

1E  
VOLATILE ORGANICS ANALYSIS SHEET  
TENTATIVELY IDENTIFIED COMPOUNDS

EPA SAMPLE NO.

RFW-12B

Lab Name: Lionville Labs, Inc. Contract: 02501004002

Lab Code: Lionvi Case No.: \_\_\_\_\_

SAS No.: \_\_\_\_\_ SDG No.: \_\_\_\_\_

Matrix: (soil/water) WATER

Lab Sample ID: 0408L474-014

Sample wt/vol: 5.00 (g/mL) ML

Lab File ID: q090710

Level: (low/med) LOW

Date Received: 08/27/04

% Moisture: not dec. \_\_\_\_\_

Date Analyzed: 09/07/04

Column: (pack/cap) CAP

Dilution Factor: 5.00

Number TICs found: 0

CONCENTRATION UNITS:  
(ug/L or ug/Kg) UG/L

CAS NUMBER	COMPOUND NAME	RT	EST. CONC.	Q
1.				

1E  
 VOLATILE ORGANICS ANALYSIS SHEET  
 TENTATIVELY IDENTIFIED COMPOUNDS

EPA SAMPLE NO.

RFW-13

Lab Name: Lionville Labs, Inc. Contract: 02501004002

Lab Code: Lionvi Case No.: \_\_\_\_\_

SAS No.: \_\_\_\_\_ SDG No.: \_\_\_\_\_

Matrix: (soil/water) WATER

Lab Sample ID: 0408L474-015

Sample wt/vol: 5.00 (g/mL) ML

Lab File ID: q090711

Level: (low/med) LOW

Date Received: 08/27/04

% Moisture: not dec. \_\_\_\_\_

Date Analyzed: 09/07/04

Column: (pack/cap) CAP

Dilution Factor: 1.00

Number TICs found: 0

CONCENTRATION UNITS:  
 (ug/L or ug/Kg) UG/L

CAS NUMBER	COMPOUND NAME	RT	EST. CONC.	Q
1.				

1E  
VOLATILE ORGANICS ANALYSIS SHEET  
TENTATIVELY IDENTIFIED COMPOUNDS

EPA SAMPLE NO.

RFW-16

Lab Name: Lionville Labs, Inc. Contract: 02501004002

Lab Code: Lionvi Case No.: \_\_\_\_\_

SAS No.: \_\_\_\_\_ SDG No.: \_\_\_\_\_

Matrix: (soil/water) WATER

Lab Sample ID: 0408L474-016

Sample wt/vol: 5.00 (g/mL) ML

Lab File ID: q090712

Level: (low/med) LOW

Date Received: 08/27/04

% Moisture: not dec. \_\_\_\_\_

Date Analyzed: 09/07/04

Column: (pack/cap) CAP

Dilution Factor: 1.00

Number TICs found: 0

CONCENTRATION UNITS:  
(ug/L or ug/Kg) UG/L

CAS NUMBER	COMPOUND NAME	RT	EST. CONC.	Q
1.				

1E  
VOLATILE ORGANICS ANALYSIS SHEET  
TENTATIVELY IDENTIFIED COMPOUNDS

EPA SAMPLE NO.

RFW-17

Lab Name: Lionville Labs, Inc. Contract: 02501004002

Lab Code: Lionvi Case No.: \_\_\_\_\_

SAS No.: \_\_\_\_\_ SDG No.: \_\_\_\_\_

Matrix: (soil/water) WATER

Lab Sample ID: 0408L474-017

Sample wt/vol: 5.00 (g/mL) ML

Lab File ID: g090713

Level: (low/med) LOW

Date Received: 08/27/04

% Moisture: not dec. \_\_\_\_\_

Date Analyzed: 09/07/04

Column: (pack/cap) CAP

Dilution Factor: 1.00

Number TICs found: 1

CONCENTRATION UNITS:  
(ug/L or ug/Kg) UG/L

CAS NUMBER	COMPOUND NAME	RT	EST. CONC.	Q
1. 1634044	PROPANE, 2-METHOXY-2-METHYL-	8.405	50	NJ

1E  
VOLATILE ORGANICS ANALYSIS SHEET  
TENTATIVELY IDENTIFIED COMPOUNDS

EPA SAMPLE NO.

RFW-20

Lab Name: Lionville Labs, Inc. Contract: 02501004002

Lab Code: Lionvi Case No.: \_\_\_\_\_ SAS No.: \_\_\_\_\_ SDG No.: \_\_\_\_\_

Matrix: (soil/water) WATER Lab Sample ID: 0408L474-018

Sample wt/vol: 5.00 (g/mL) ML Lab File ID: q090714

Level: (low/med) LOW Date Received: 08/27/04

% Moisture: not dec. \_\_\_\_\_ Date Analyzed: 09/07/04

Column: (pack/cap) CAP Dilution Factor: 1.00

Number TICs found: 0 CONCENTRATION UNITS:  
(ug/L or ug/Kg) UG/L

CAS NUMBER	COMPOUND NAME	RT	EST. CONC.	Q
1.				



1E  
VOLATILE ORGANICS ANALYSIS SHEET  
TENTATIVELY IDENTIFIED COMPOUNDS

EPA SAMPLE NO.

RFW-21

Lab Name: Lionville Labs, Inc. Contract: 02501004002

Lab Code: Lionvi Case No.: \_\_\_\_\_ SAS No.: \_\_\_\_\_ SDG No.: \_\_\_\_\_

Matrix: (soil/water) WATER Lab Sample ID: 0408L474-019

Sample wt/vol: 5.00 (g/mL) ML Lab File ID: q090715

Level: (low/med) LOW Date Received: 08/27/04

% Moisture: not dec. \_\_\_\_\_ Date Analyzed: 09/07/04

Column: (pack/cap) CAP Dilution Factor: 1.00

Number TICs found: 0 CONCENTRATION UNITS:  
(ug/L or ug/Kg) UG/L

CAS NUMBER	COMPOUND NAME	RT	EST. CONC.	Q
1.				

1E  
 VOLATILE ORGANICS ANALYSIS SHEET  
 TENTATIVELY IDENTIFIED COMPOUNDS

EPA SAMPLE NO.

EW-2

Lab Name: Lionville Labs, Inc. Contract: 02501004002

Lab Code: Lionvi Case No.: \_\_\_\_\_ SAS No.: \_\_\_\_\_ SDG No.: \_\_\_\_\_

Matrix: (soil/water) WATER Lab Sample ID: 0408L474-020

Sample wt/vol: 5.00 (g/mL) ML Lab File ID: q090716

Level: (low/med) LOW Date Received: 08/27/04

% Moisture: not dec. \_\_\_\_\_ Date Analyzed: 09/07/04

Column: (pack/cap) CAP Dilution Factor: 10.0

Number TICs found: 0 CONCENTRATION UNITS:  
 (ug/L or ug/Kg) UG/L

CAS NUMBER	COMPOUND NAME	RT	EST. CONC.	Q
1.				

1E  
VOLATILE ORGANICS ANALYSIS SHEET  
TENTATIVELY IDENTIFIED COMPOUNDS

EPA SAMPLE NO.

EW-3

Lab Name: Lionville Labs, Inc. Contract: 02501004002

Lab Code: Lionvi Case No.: \_\_\_\_\_

SAS No.: \_\_\_\_\_ SDG No.: \_\_\_\_\_

Matrix: (soil/water) WATER

Lab Sample ID: 0408L474-021

Sample wt/vol: 5.00 (g/mL) ML

Lab File ID: g090820

Level: (low/med) LOW

Date Received: 08/27/04

% Moisture: not dec. \_\_\_\_\_

Date Analyzed: 09/08/04

Column: (pack/cap) CAP

Dilution Factor: 2.00

Number TICs found: 0

CONCENTRATION UNITS:  
(ug/L or ug/Kg) UG/L

CAS NUMBER	COMPOUND NAME	RT	EST. CONC.	Q
1.				

1E  
VOLATILE ORGANICS ANALYSIS SHEET  
TENTATIVELY IDENTIFIED COMPOUNDS

EPA SAMPLE NO.

EW-4

Lab Name: Lionville Labs, Inc. Contract: 02501004002

Lab Code: Lionvi Case No.: \_\_\_\_\_

SAS No.: \_\_\_\_\_ SDG No.: \_\_\_\_\_

Matrix: (soil/water) WATER

Lab Sample ID: 0408L474-022

Sample wt/vol: 5.00 (g/mL) ML

Lab File ID: g090718

Level: (low/med) LOW

Date Received: 08/27/04

% Moisture: not dec. \_\_\_\_\_

Date Analyzed: 09/07/04

Column: (pack/cap) CAP

Dilution Factor: 25.0

Number TICs found: 0

CONCENTRATION UNITS:  
(ug/L or ug/Kg) UG/L

CAS NUMBER	COMPOUND NAME	RT	EST. CONC.	Q
1.				

1E  
 VOLATILE ORGANICS ANALYSIS SHEET  
 TENTATIVELY IDENTIFIED COMPOUNDS

EPA SAMPLE NO.

EW-5

Lab Name: Lionville Labs, Inc. Contract: 02501004002

Lab Code: Lionvi Case No.: \_\_\_\_\_

SAS No.: \_\_\_\_\_ SDG No.: \_\_\_\_\_

Matrix: (soil/water) WATER

Lab Sample ID: 0408L474-023

Sample wt/vol: 5.00 (g/mL) ML

Lab File ID: q090821

Level: (low/med) LOW

Date Received: 08/27/04

% Moisture: not dec. \_\_\_\_\_

Date Analyzed: 09/08/04

Column: (pack/cap) CAP

Dilution Factor: 2.00

Number TICs found: 0

CONCENTRATION UNITS:  
 (ug/L or ug/Kg) UG/L

CAS NUMBER	COMPOUND NAME	RT	EST. CONC.	Q
1.				

1E  
 VOLATILE ORGANICS ANALYSIS SHEET  
 TENTATIVELY IDENTIFIED COMPOUNDS

EPA SAMPLE NO.

EW-5DL

Lab Name: Lionville Labs, Inc. Contract: 02501004002

Lab Code: Lionvi Case No.: \_\_\_\_\_ SAS No.: \_\_\_\_\_ SDG No.: \_\_\_\_\_

Matrix: (soil/water) WATER Lab Sample ID: 0408L474-023 DL

Sample wt/vol: 5.00 (g/mL) ML Lab File ID: q090920

Level: (low/med) LOW Date Received: 08/27/04

% Moisture: not dec. \_\_\_\_\_ Date Analyzed: 09/09/04

Column: (pack/cap) CAP Dilution Factor: 5.00

Number TICs found: 0 CONCENTRATION UNITS:  
 (ug/L or ug/Kg) UG/L

CAS NUMBER	COMPOUND NAME	RT	EST. CONC.	Q
1.				

1E  
VOLATILE ORGANICS ANALYSIS SHEET  
TENTATIVELY IDENTIFIED COMPOUNDS

EPA SAMPLE NO.

EW-6

Lab Name: Lionville Labs, Inc. Contract: 02501004002

Lab Code: Lionvi Case No.: \_\_\_\_\_

SAS No.: \_\_\_\_\_ SDG No.: \_\_\_\_\_

Matrix: (soil/water) WATER

Lab Sample ID: 0408L474-024

Sample wt/vol: 5.00 (g/mL) ML

Lab File ID: g090720

Level: (low/med) LOW

Date Received: 08/27/04

% Moisture: not dec. \_\_\_\_\_

Date Analyzed: 09/07/04

Column: (pack/cap) CAP

Dilution Factor: 1.00

Number TICs found: 0

CONCENTRATION UNITS:  
(ug/L or ug/Kg) UG/L

CAS NUMBER	COMPOUND NAME	RT	EST. CONC.	Q
1.				

1E  
 VOLATILE ORGANICS ANALYSIS SHEET  
 TENTATIVELY IDENTIFIED COMPOUNDS

EPA SAMPLE NO.

EW-7

Lab Name: Lionville Labs, Inc. Contract: 02501004002

Lab Code: Lionvi Case No.: \_\_\_\_\_ SAS No.: \_\_\_\_\_ SDG No.: \_\_\_\_\_

Matrix: (soil/water) WATER Lab Sample ID: 0408L474-025

Sample wt/vol: 5.00 (g/mL) ML Lab File ID: q090721

Level: (low/med) LOW Date Received: 08/27/04

% Moisture: not dec. \_\_\_\_\_ Date Analyzed: 09/07/04

Column: (pack/cap) CAP Dilution Factor: 1.00

Number TICs found: 0 CONCENTRATION UNITS:  
 (ug/L or ug/Kg) UG/L

CAS NUMBER	COMPOUND NAME	RT	EST. CONC.	Q
1.				



1E  
VOLATILE ORGANICS ANALYSIS SHEET  
TENTATIVELY IDENTIFIED COMPOUNDS

EPA SAMPLE NO.

EW-8

Lab Name: Lionville Labs, Inc. Contract: 02501004002

Lab Code: Lionvi Case No.: \_\_\_\_\_

SAS No.: \_\_\_\_\_ SDG No.: \_\_\_\_\_

Matrix: (soil/water) WATER

Lab Sample ID: 0408L474-026

Sample wt/vol: 5.00 (g/mL) ML

Lab File ID: q090809

Level: (low/med) LOW

Date Received: 08/27/04

% Moisture: not dec. \_\_\_\_\_

Date Analyzed: 09/08/04

Column: (pack/cap) CAP

Dilution Factor: 1.00

Number TICs found: 0

CONCENTRATION UNITS:  
(ug/L or ug/Kg) UG/L

CAS NUMBER	COMPOUND NAME	RT	EST. CONC.	Q
1.				

1E  
VOLATILE ORGANICS ANALYSIS SHEET  
TENTATIVELY IDENTIFIED COMPOUNDS

EPA SAMPLE NO.

EW-9

Lab Name: Lionville Labs, Inc. Contract: 02501004002

Lab Code: Lionvi Case No.: \_\_\_\_\_

SAS No.: \_\_\_\_\_ SDG No.: \_\_\_\_\_

Matrix: (soil/water) WATER

Lab Sample ID: 0408L474-027

Sample wt/vol: 5.00 (g/mL) ML

Lab File ID: q090805

Level: (low/med) LOW

Date Received: 08/27/04

% Moisture: not dec. \_\_\_\_\_

Date Analyzed: 09/08/04

Column: (pack/cap) CAP

Dilution Factor: 2.00

Number TICs found: 0

CONCENTRATION UNITS:  
(ug/L or ug/Kg) UG/L

CAS NUMBER	COMPOUND NAME	RT	EST. CONC.	Q
1.				

1E  
VOLATILE ORGANICS ANALYSIS SHEET  
TENTATIVELY IDENTIFIED COMPOUNDS

EPA SAMPLE NO.

EW-9 DUP

Lab Name: Lionville Labs, Inc. Contract: 02501004002

Lab Code: Lionvi Case No.: \_\_\_\_\_

SAS No.: \_\_\_\_\_ SDG No.: \_\_\_\_\_

Matrix: (soil/water) WATER

Lab Sample ID: 0408L474-028

Sample wt/vol: 5.00 (g/mL) ML

Lab File ID: q090806

Level: (low/med) LOW

Date Received: 08/27/04

% Moisture: not dec. \_\_\_\_\_

Date Analyzed: 09/08/04

Column: (pack/cap) CAP

Dilution Factor: 2.00

Number TICs found: 0

CONCENTRATION UNITS:  
(ug/L or ug/Kg) UG/L

CAS NUMBER	COMPOUND NAME	RT	EST. CONC.	Q
1.				

1E  
VOLATILE ORGANICS ANALYSIS SHEET  
TENTATIVELY IDENTIFIED COMPOUNDS

EPA SAMPLE NO.

EW-10

Lab Name: Lionville Labs, Inc. Contract: 02501004002

Lab Code: Lionvi Case No.: \_\_\_\_\_

SAS No.: \_\_\_\_\_ SDG No.: \_\_\_\_\_

Matrix: (soil/water) WATER

Lab Sample ID: 0408L474-029

Sample wt/vol: 5.00 (g/mL) ML

Lab File ID: q090807

Level: (low/med) LOW

Date Received: 08/27/04

% Moisture: not dec. \_\_\_\_\_

Date Analyzed: 09/08/04

Column: (pack/cap) CAP

Dilution Factor: 1.00

Number TICs found: 0

CONCENTRATION UNITS:  
(ug/L or ug/Kg) UG/L

CAS NUMBER	COMPOUND NAME	RT	EST. CONC.	Q
1.				

1E  
VOLATILE ORGANICS ANALYSIS SHEET  
TENTATIVELY IDENTIFIED COMPOUNDS

EPA SAMPLE NO.

HAMP-22

Lab Name: Lionville Labs, Inc. Contract: 02501004002

Lab Code: Lionvi Case No.: \_\_\_\_\_

SAS No.: \_\_\_\_\_ SDG No.: \_\_\_\_\_

Matrix: (soil/water) WATER

Lab Sample ID: 0408L474-030

Sample wt/vol: 5.00 (g/mL) ML

Lab File ID: q090810

Level: (low/med) LOW

Date Received: 08/27/04

% Moisture: not dec. \_\_\_\_\_

Date Analyzed: 09/08/04

Column: (pack/cap) CAP

Dilution Factor: 1.00

Number TICs found: 0

CONCENTRATION UNITS:  
(ug/L or ug/Kg) UG/L

CAS NUMBER	COMPOUND NAME	RT	EST. CONC.	Q
1.				

1E  
VOLATILE ORGANICS ANALYSIS SHEET  
TENTATIVELY IDENTIFIED COMPOUNDS

EPA SAMPLE NO.

HAMP-23

Lab Name: Lionville Labs, Inc. Contract: 02501004002

Lab Code: Lionvi Case No.: \_\_\_\_\_

SAS No.: \_\_\_\_\_ SDG No.: \_\_\_\_\_

Matrix: (soil/water) WATER

Lab Sample ID: 0408L474-031

Sample wt/vol: 5.00 (g/mL) ML

Lab File ID: 090811

Level: (low/med) LOW

Date Received: 08/27/04

% Moisture: not dec. \_\_\_\_\_

Date Analyzed: 09/08/04

Column: (pack/cap) CAP

Dilution Factor: 1.00

Number TICs found: 0

CONCENTRATION UNITS:  
(ug/L or ug/Kg) UG/L

CAS NUMBER	COMPOUND NAME	RT	EST. CONC.	Q
1.				

1E  
VOLATILE ORGANICS ANALYSIS SHEET  
TENTATIVELY IDENTIFIED COMPOUNDS

EPA SAMPLE NO.

LEISTER-1

Lab Name: Lionville Labs, Inc. Contract: 02501004002

Lab Code: Lionvi Case No.: \_\_\_\_\_

SAS No.: \_\_\_\_\_ SDG No.: \_\_\_\_\_

Matrix: (soil/water) WATER

Lab Sample ID: 0408L474-032

Sample wt/vol: 5.00 (g/mL) ML

Lab File ID: q090812

Level: (low/med) LOW

Date Received: 08/27/04

% Moisture: not dec. \_\_\_\_\_

Date Analyzed: 09/08/04

Column: (pack/cap) CAP

Dilution Factor: 1.00

Number TICs found: 0

CONCENTRATION UNITS:  
(ug/L or ug/Kg) UG/L

CAS NUMBER	COMPOUND NAME	RT	EST. CONC.	Q
1.				

1E  
 VOLATILE ORGANICS ANALYSIS SHEET  
 TENTATIVELY IDENTIFIED COMPOUNDS

EPA SAMPLE NO.

LEISTER-2

Lab Name: Lionville Labs, Inc. Contract: 02501004002

Lab Code: Lionvi Case No.: \_\_\_\_\_

SAS No.: \_\_\_\_\_ SDG No.: \_\_\_\_\_

Matrix: (soil/water) WATER

Lab Sample ID: 0408L474-033

Sample wt/vol: 5.00 (g/mL) ML

Lab File ID: q090813

Level: (low/med) LOW

Date Received: 08/27/04

% Moisture: not dec. \_\_\_\_\_

Date Analyzed: 09/08/04

Column: (pack/cap) CAP

Dilution Factor: 1.00

Number TICs found: 1

CONCENTRATION UNITS:  
 (ug/L or ug/Kg) UG/L

CAS NUMBER	COMPOUND NAME	RT	EST. CONC.	Q
1. 1634044	PROPANE, 2-METHOXY-2-METHYL-	8.412	5	NJ



1E  
VOLATILE ORGANICS ANALYSIS SHEET  
TENTATIVELY IDENTIFIED COMPOUNDS

EPA SAMPLE NO.

LEISTER-DAIRY

Lab Name: Lionville Labs, Inc. Contract: 02501004002

Lab Code: Lionvi Case No.: \_\_\_\_\_

SAS No.: \_\_\_\_\_ SDG No.: \_\_\_\_\_

Matrix: (soil/water) WATER

Lab Sample ID: 0408L474-034

Sample wt/vol: 5.00 (g/mL) ML

Lab File ID: q090814

Level: (low/med) LOW

Date Received: 08/27/04

% Moisture: not dec. \_\_\_\_\_

Date Analyzed: 09/08/04

Column: (pack/cap) CAP

Dilution Factor: 1.00

Number TICs found: 0

CONCENTRATION UNITS:  
(ug/L or ug/Kg) UG/L

CAS NUMBER	COMPOUND NAME	RT	EST. CONC.	Q
1.				

1E  
VOLATILE ORGANICS ANALYSIS SHEET  
TENTATIVELY IDENTIFIED COMPOUNDS

EPA SAMPLE NO.

TRIP BLANK

Lab Name: Lionville Labs, Inc. Contract: 02501004002

Lab Code: Lionvi Case No.: \_\_\_\_\_

SAS No.: \_\_\_\_\_ SDG No.: \_\_\_\_\_

Matrix: (soil/water) WATER

Lab Sample ID: 0408L474-035

Sample wt/vol: 5.00 (g/mL) ML

Lab File ID: g090808

Level: (low/med) LOW

Date Received: 08/27/04

% Moisture: not dec. \_\_\_\_\_

Date Analyzed: 09/08/04

Column: (pack/cap) CAP

Dilution Factor: 1.00

Number TICs found: 0

CONCENTRATION UNITS:  
(ug/L or ug/Kg) UG/L

CAS NUMBER	COMPOUND NAME	RT	EST. CONC.	Q
1.				

1E  
VOLATILE ORGANICS ANALYSIS SHEET  
TENTATIVELY IDENTIFIED COMPOUNDS

EPA SAMPLE NO.

VBLKTJ

Lab Name: Lionville Labs, Inc. Contract: 02501004002

Lab Code: Lionvi Case No.: \_\_\_\_\_

SAS No.: \_\_\_\_\_ SDG No.: \_\_\_\_\_

Matrix: (soil/water) WATER

Lab Sample ID: 04LVG276-MB1

Sample wt/vol: 5.00 (g/mL) ML

Lab File ID: g090305

Level: (low/med) LOW

Date Received: 09/03/04

% Moisture: not dec. \_\_\_\_\_

Date Analyzed: 09/03/04

Column: (pack/cap) CAP

Dilution Factor: 1.00

Number TICs found: 0

CONCENTRATION UNITS:  
(ug/L or ug/Kg) UG/L

CAS NUMBER	COMPOUND NAME	RT	EST. CONC.	Q
1.				

1E  
VOLATILE ORGANICS ANALYSIS SHEET  
TENTATIVELY IDENTIFIED COMPOUNDS

EPA SAMPLE NO.

VBLKVJ

Lab Name: Lionville Labs, Inc. Contract: 02501004002

Lab Code: Lionvi Case No.: \_\_\_\_\_ SAS No.: \_\_\_\_\_ SDG No.: \_\_\_\_\_

Matrix: (soil/water) WATER Lab Sample ID: 04LVG280-MB1

Sample wt/vol: 5.00 (g/mL) ML Lab File ID: q090803

Level: (low/med) LOW Date Received: 09/08/04

% Moisture: not dec. \_\_\_\_\_ Date Analyzed: 09/08/04

Column: (pack/cap) CAP Dilution Factor: 1.00

Number TICs found: 0 CONCENTRATION UNITS:  
(ug/L or ug/Kg) UG/L

CAS NUMBER	COMPOUND NAME	RT	EST. CONC.	Q
1.				

1E  
VOLATILE ORGANICS ANALYSIS SHEET  
TENTATIVELY IDENTIFIED COMPOUNDS

EPA SAMPLE NO.

VBLKVB

Lab Name: Lionville Labs, Inc. Contract: 02501004002

Lab Code: Lionvi Case No.: \_\_\_\_\_

SAS No.: \_\_\_\_\_ SDG No.: \_\_\_\_\_

Matrix: (soil/water) WATER

Lab Sample ID: 04LVG279-MB1

Sample wt/vol: 5.00 (g/mL) ML

Lab File ID: g090703

Level: (low/med) LOW

Date Received: 09/07/04

% Moisture: not dec. \_\_\_\_\_

Date Analyzed: 09/07/04

Column: (pack/cap) CAP

Dilution Factor: 1.00

Number TICs found: 0

CONCENTRATION UNITS:  
(ug/L or ug/Kg) UG/L

CAS NUMBER	COMPOUND NAME	RT	EST. CONC.	Q
1.				

1E  
VOLATILE ORGANICS ANALYSIS SHEET  
TENTATIVELY IDENTIFIED COMPOUNDS

EPA SAMPLE NO.

VBLKUK

Lab Name: Lionville Labs, Inc. Contract: 02501004002

Lab Code: Lionvi Case No.: \_\_\_\_\_ SAS No.: \_\_\_\_\_ SDG No.: \_\_\_\_\_

Matrix: (soil/water) WATER Lab Sample ID: 04LVG281-MB1

Sample wt/vol: 5.00 (g/mL) ML Lab File ID: q090904

Level: (low/med) LOW Date Received: 09/09/04

% Moisture: not dec. \_\_\_\_\_ Date Analyzed: 09/09/04

Column: (pack/cap) CAP Dilution Factor: 1.00

Number TICs found: 0 CONCENTRATION UNITS:  
(ug/L or ug/Kg) UG/L

CAS NUMBER	COMPOUND NAME	RT	EST. CONC.	Q
1.				











0408L 474

FIELD PERSONNEL: COMPLETE ONLY SHADED AREAS

Client <u>Black + Decker</u>	Refrigerator # <u>1</u>
Est. Final Proj. Sampling Date _____	#/Type Container Liquid <u>2</u> Solid _____
Project # <u>02501.004.004.0200</u>	Volume Liquid <u>4.5ml</u> Solid _____
Project Contact/Phone # _____	Preservatives <u>HCl</u>
Lionville Laboratory Project Manager _____	
QC _____ Del _____ TAT _____	

Date Rec'd <u>8/27/04</u>	Date Due <u>9/24/04</u>	ANALYSES REQUESTED →
		ORGANIC VOA BNA Pest/PCB Herb INORG Metal CN

MATRIX CODES: S - Soil SE - Sediment SO - Solid SL - Sludge W - Water O - Oil A - Air DS - Drum Solids DL - Drum Liquids L - EP/TCLP Leachate WI - Wipe X - Other F - Fish	Lab ID	Client ID/Description	Matrix GC Chosen (✓)		Matrix	Date Collected	Time Collected	Lionville Laboratory Use Only													
			MS	MSD																	
	030	HAMP-22			W	8/26/04	1015	0624H	✓												
	031	HAMP-23					1020		✓												
	032	Leister-1					1410		✓												
	033	Leister-2					1430		✓												
	034	Leister-Dairy					1415		✓												
	035	Trip Blank				8/25/04	800		✓												

Special Instructions: \_\_\_\_\_

DATE/REVISIONS:

- \_\_\_\_\_
- \_\_\_\_\_
- \_\_\_\_\_
- \_\_\_\_\_
- \_\_\_\_\_
- \_\_\_\_\_

Lionville Laboratory Use Only

Samples were:  
 1) Shipped \_\_\_\_\_ or Hand Delivered \_\_\_\_\_  
 Airbill # \_\_\_\_\_  
 2) Ambient or Chilled \_\_\_\_\_  
 3) Received in Good Condition Y or N \_\_\_\_\_  
 4) Samples Properly Preserved Y or N \_\_\_\_\_  
 5) Received Within Holding Times Y or N \_\_\_\_\_

Tamper Resistant Seal was:  
 1) Present on Outer Package Y or N \_\_\_\_\_  
 2) Unbroken on Outer Package Y or N \_\_\_\_\_  
 3) Present on Sample Y or N \_\_\_\_\_  
 4) Unbroken on Sample Y or N \_\_\_\_\_  
 5) COC Record Present Upon Sample Rec't Y or N \_\_\_\_\_

Cooler Temp. \_\_\_\_\_ °C

Relinquished by	Received by	Date	Time	Relinquished by	Received by	Date	Time
<u>[Signature]</u>	<u>[Signature]</u>	<u>8/27/04</u>	<u>12:25</u>				

Discrepancies Between Samples Labels and COC Record? Y or N \_\_\_\_\_

NOTES: \_\_\_\_\_

Lionville Laboratory Incorporated  
**SAMPLE RECEIPT CHECKLIST (SRC)**

CLIENT: *Black & Decker*

Date: *8/27/04*

Purchase Order / Project# /  
 SAF# / SOW# / Release #:

LvLI Batch #: *0408L 474*

Sample Custodian: *V. Nonandy*

NOTE: EXPLAIN ALL DISCREPANCIES

- |   |   |  |   |
|---|---|--|---|
| 1. Samples <u>Hand Delivered</u> or Shipped   | Carrier <i>Black &amp; Decker</i>       | Airbill# <i>N/A</i>                    |   |
| 2. Custody seals on coolers or shipping container intact, signed and dated?   | <input checked="" type="checkbox"/> Yes | <input type="checkbox"/> No            | <input type="checkbox"/> No Seals      Comments                           |
| 3. Outside of coolers or shipping containers are free from damage?  | <input checked="" type="checkbox"/> Yes | <input type="checkbox"/> No            |   |
| 4. All expected paperwork received (coc and other client specific information) sealed in plastic bag and easily accessible? | <input checked="" type="checkbox"/> Yes | <input type="checkbox"/> No            |   |
| 5. Samples received cooled or ambient?  | Temp <i>7</i>                           | °C                                     | Cooler # <i>302</i>   |
| 6. Custody seals on sample containers intact, signed and dated?   | <input type="checkbox"/> Yes            | <input type="checkbox"/> No            | <input checked="" type="checkbox"/> No Seals                              |
| 7. coc signed and dated?  | <input checked="" type="checkbox"/> Yes | <input type="checkbox"/> No            |   |
| 8. Sample containers are intact?  | <input checked="" type="checkbox"/> Yes | <input type="checkbox"/> No            |   |
| 9. All samples on coc received? All samples received on coc?  | <input checked="" type="checkbox"/> Yes | <input type="checkbox"/> No            |   |
| 10. All sample label information matches coc?   | <input checked="" type="checkbox"/> Yes | <input type="checkbox"/> No            |   |
| 11. Samples properly preserved?   | <input checked="" type="checkbox"/> Yes | <input type="checkbox"/> No            |   |
| 12. Samples received within hold times? Short holds taken to wet lab?   | <input checked="" type="checkbox"/> Yes | <input type="checkbox"/> No            |   |
| 13. <u>VOA</u> , TOC, TOX free of headspace?  | <input type="checkbox"/> Yes            | <input checked="" type="checkbox"/> No | <input type="checkbox"/> N/A <i>014B air bubble</i>                       |
| 14. QC stickers placed on bottles designated by client?   | <input type="checkbox"/> Yes            | <input type="checkbox"/> No            | <input checked="" type="checkbox"/> N/A <i>004, 007, 008, 015, 016 Sa</i> |
| 15. Shipment meets LvLI Sample Acceptance Policy? (Identify all bottles not within policy. See reverse side for policy)     | <input type="checkbox"/> Yes            | <input checked="" type="checkbox"/> No |   |
| 16. Project Manager contacted concerning discrepancies? name/date (or samples outside criteria)                             | <input checked="" type="checkbox"/> Yes | <input type="checkbox"/> No            | <input type="checkbox"/> No Discrepancies                                 |

