



QUARTERLY GROUNDWATER MONITORING REPORT

Prepared for

**BLACK & DECKER (U.S.) INC.
Hampstead, Maryland**

APRIL 1997

Prepared by

**Roy F. Weston, Inc.
One Weston Way
West Chester, Pennsylvania 19380**

W.O. No. 02501-004-001-0200

TABLE OF CONTENTS

<u>Section</u>	<u>Title</u>	<u>Page</u>
1	INTRODUCTION	1-1
2	SITE CHARACTERISTICS	2-1
	2.1 Hydraulic Properties	2-1
	2.2 Effluent Characteristics	2-1
	2.3 Groundwater Quality Data	2-1
3	OPERATION AND MAINTENANCE OF THE TREATMENT SYSTEM	3-1
4	RECOMMENDATIONS	4-1

LIST OF TABLES

<u>Table</u>	<u>Title</u>	<u>Page</u>
2-1	Treatment System Pumping Records - 1st Quarter 1997	2-2
2-2	Groundwater Elevation Data - 1st Quarter 1997	2-3
2-3	Effluent Characteristics Summary - 1st Quarter 1997	2-4
2-4	Summary of Groundwater Analytical Results - February 1997	2-6
3-1	Treatment System Maintenance Activities - 1st Quarter 1997	3-2



SECTION 1 INTRODUCTION

This Groundwater Monitoring Report has been prepared to meet the requirements of Condition IV.G of the Administrative Consent Order between the State of Maryland Department of the Environment (MDE) and Black & Decker (U.S.) Inc. (April 1995) (Consent Order). Specifically, Condition IV.G calls for preparation of a Groundwater Monitoring Report containing the following information for each reporting period: the quantities of groundwater pumped, treated, and discharged; the calculation of quantities of contaminants removed from groundwater; a summary of all sampling analyses; an explanation of all operational or other problems encountered, and the manner in which each problem was resolved; copies of all reports submitted to the Department of Natural Resources in conjunction with the Groundwater Appropriations Permit; and recommendations for changes to the Interim Groundwater Treatment System. This document is one of several which are being prepared in response to the Consent Order; each of these documents are to be submitted to the MDE in accordance with the schedule outlined in the Consent Order. This document will become part of the Administrative Record for the site which is maintained at the Hampstead Public Library.

SECTION 2
SITE CHARACTERISTICS

2.1 HYDRAULIC PROPERTIES

In accordance with the Consent Order and the Water Appropriation Permit issued to the Black and Decker (U.S.) Inc. Hampstead, Maryland, facility, the following pumping and water level information is included for the period of January through March 1997.

Pumping records showing the total gallons pumped per month of treatment system operation are presented in Table 2-1. Monthly water levels for wells included in the water level monitoring plan are presented in Table 2-2. At the time the water level measurements were collected, the extraction wells were pumping at an average combined rate of approximately 176 gallons per minute (gpm).

2.2 EFFLUENT CHARACTERISTICS

Effluent characteristics of the NPDES discharge points are recorded monthly on Discharge Monitoring Reports (DMRs) and are submitted to MDE, Water Management Administration, on a quarterly basis. A summary of the sample results from the DMRs is presented in Table 2-3. DMRs for the period of January through March 1997 are included in Appendix A.

2.3 GROUNDWATER QUALITY DATA

For the reporting period of January through March 1997, approximately 225 lbs of total volatile organic compounds (VOCs) were removed from the groundwater by the extraction and treatment system. In general, the total VOCs removed from the groundwater were comprised of trichloroethene (TCE) (81 %), tetrachlorethene (PCE) (18 %), and a small percentage of 1,2-dichloroethene and 1,1,1-

Table 2-1
Treatment System Pumping Records - 1st Quarter 1997
Black & Decker
Hampstead, Maryland

Date	Water pumped (gallons)
January 1997	7,968,460
February 1997	7,016,170
March 1997	7,769,265

Table 2-2
Groundwater Elevation Data - 1st Quarter 1997
Black & Decker
Hampstead, Maryland

WELL NO.	TOC ELEV.	TOTAL DEPTH	1/27/97		2/18/97		3/13/97	
			DTW	ELEV	DTW	ELEV	DTW	ELEV
EW-1	847.21	55	NA	--	NA	--	NA	--
EW-2	849.21	110	91.89	757.32	94.45	754.76	87.33	761.88
EW-3	846.64	118	84.55	762.09	85.83	760.81	83.79	762.85
EW-4	858.01	97.5	85.63	772.38	88.13	769.88	86.40	771.61
EW-5	864.17	98	94.12	770.05	87.93	776.24	78.46	785.71
EW-6	831.98	115	61.12	770.86	57.40	774.58	58.63	773.35
EW-7	818.38	78	33.81	784.57	33.10	785.28	33.74	784.64
EW-8	811.13	98	49.33	761.80	54.63	756.50	53.11	758.02
EW-9	811.35	141	81.37	729.98	79.66	731.69	79.37	731.98
EW-10	807.74	NA	47.02	760.72	49.64	758.10	46.74	761.00
RFW-1A	864.37	78	45.11	819.26	45.81	818.56	45.96	818.41
RFW-1B	864.23	200	45.05	819.18	45.87	818.36	45.99	818.24
RFW-2A	857.41	35	11.73	845.68	11.50	845.91	11.53	845.88
RFW-2B	857.73	75	12.00	845.73	12.14	845.59	12.06	845.67
RFW-3B	839.21	153	27.51	811.70	25.99	813.22	26.22	812.99
RFW-4A	830.37	62	34.86	795.51	34.99	795.38	34.72	795.65
RFW-4B	830.37	120	34.81	795.56	34.96	795.41	34.61	795.76
RFW-5A	817.50	30	DRY	--	DRY	--	DRY	--
RFW-6	785.04	120	2.52	782.52	2.38	782.66	2.28	782.76
RFW-7	805.14	29	5.29	799.85	5.46	799.68	5.68	799.46
RFW-8	860.07	56	55.53	804.54	DRY	--	DRY	--
RFW-9	862.02	49	23.14	838.88	23.14	838.88	23.37	838.65
RFW-10	852.06	58	56.31	795.75	56.70	795.36	56.58	795.48
RFW-11A	849.32	72	67.28	782.04	67.45	781.87	62.58	786.74
RFW-11B	849.62	116	75.43	774.19	75.69	773.93	74.21	775.41
RFW-12B	844.87	264	52.17	792.70	51.82	793.05	52.02	792.85
RFW-13	849.11	150	56.81	792.30	54.14	794.97	53.86	795.25
RFW-14B	812.39	281	35.85	776.54	35.61	776.78	35.79	776.60
RFW-16	856.14	41	35.47	820.67	36.89	819.25	36.63	819.51
RFW-17	834.66	60.5	24.91	809.75	25.04	809.62	24.90	809.76
RFW-18	843.67	50	2.78	840.89	1.80	841.87	2.71	840.96
RFW-19	858.28	60	5.47	852.81	4.74	853.54	5.11	853.17
PH-7	805.94	89	26.53	779.41	26.39	779.55	26.21	779.73
PH-9	814.94	98	32.37	782.57	27.95	786.99	28.74	786.20
PH-11	820.68	78	37.88	782.80	37.69	782.99	37.91	782.77
PH-12	828.35	87	39.70	788.65	39.45	788.90	39.48	788.87
B-2	807.68	100	4.41	803.27	4.35	803.33	4.71	802.97
B-3	803.02	83	5.37	797.65	6.37	796.65	6.64	796.38
Amoco	842.29	NA	20.21	822.08	19.12	823.17	19.47	822.82
Hamp. Town #22	NA	NA	0.71	--	0.68	--	0.71	--
Pembroke #1	NA	NA	9.41	--	8.50	--	9.08	--
Pembroke #2	NA	NA	NA	--	NA	--	NA	--
N. Houcks. Rd.	NA	NA	6.83	--	6.87	--	7.53	--
E. Century St.	NA	NA	10.17	--	10.31	--	10.47	--
Lwr. Beckleys. Rd.	NA	NA	47.31	--	NA	--	NA	--

NA - Not Available/Not Accessible

Table 2-3
Effluent Characteristics Summary - 1st Quarter 1997
Black & Decker
Hampstead, Maryland

Discharge Number	Parameter	Units	Permit Limits	DMR DATE			
				January 1997	February 1997	March 1997	
001	FLOW	average	MGD	NA	0.272	0.200	0.270
		maximum	MGD	NA	0.362	0.294	0.415
	1,1,1-Trichloroethane		ug/l	5	ND	ND	ND
	Tetrachloroethylene		ug/l	5	ND	ND	ND
	Trichloroethylene		ug/l	5	ND	ND	ND
	Total Residual Chlorine		mg/l	<0.1	<0.1	<0.1	<0.1
	Oil & Grease	average	mg/l	10	NR	NR	ND
		maximum	mg/l	15	ND	ND	ND
	pH	minimum	STD	6.0	6.86	6.79	6.88
		maximum	STD	8.5	7.30	8.04	7.25
BOD		mg/l	15	4	7	12	
TSS	quarterly average	mg/l	20	NR	NR	8	
	maximum	mg/l	30	7	8	8	
101 (Monitoring Point)	FLOW	average	MGD	NA	0.552	0.554	0.553
		maximum	MGD	NA	0.567	0.557	0.554
	Fecal Coliform		MPN/100ml	200	ND	ND	ND
201 (Monitoring Point)	FLOW	average	MGD	NA	0.257	0.251	0.251
		maximum	MGD	NA	0.283	0.268	0.278
	1,1,1-Trichloroethane		ug/l	NA	ND	ND	ND
	Tetrachloroethylene		ug/l	NA	ND	ND	ND
Trichloroethylene		ug/l	NA	ND	ND	ND	

NA = Not Applicable
ND = Not Detected
NR = Not Reported

trichloroethane. Analytical results of the groundwater at the inlet to the air stripper for the period of January through March 1997 are included in Appendix B.

A summary of the analytical results from the first quarter (February 1997) groundwater sampling round of the extraction and monitor wells is included in Table 2-4. The complete analytical data package is included in Appendix C. As found in earlier sampling events at the Black & Decker facility, TCE and PCE were the VOCs detected at the highest concentrations in the groundwater samples. The highest concentration of TCE was detected in the groundwater sample collected from monitor well RFW-16 and the highest concentration of PCE was detected in the groundwater sample collected from extraction well EW-9. VOCs detected at lower concentrations were 1,2-dichloroethene, 1,1,1-trichloroethane, 1,1-dichloroethene, and 1,1,2-trichloroethane. The remainder of VOCs present were detected at levels well below the Federal Maximum Contaminant Levels (MCL).

Table 2-4

Summary of Groundwater Analytical Results - February 1997

Black & Decker
Hampstead, Maryland

PARAMETER	Units	EW-1	EW-2	EW-3	EW-3 (DUP)	EW-4	EW-5	EW-6	EW-7	EW-8	EW-9	EW-10	RFW-1A	RFW-1B	RFW-2A
				(10)	(10)	(25)	(10)			(2)	(5)				
Chloromethane	ug/L	NS	200 U	100 U	100 U	250 U	100 U	10 U	10 U	20 U	50 U	10 U	10 U	10 U	10 U
Bromomethane	ug/L	NS	200 U	100 U	100 U	250 U	100 U	10 U	10 U	20 U	50 U	10 U	10 U	10 U	10 U
Vinyl Chloride	ug/L	NS	200 U	100 U	100 U	250 U	100 U	10 U	10 U	20 U	50 U	10 U	10 U	10 U	10 U
Chloroethane	ug/L	NS	200 U	100 U	100 U	250 U	100 U	10 U	10 U	20 U	50 U	10 U	10 U	10 U	10 U
Methylene Chloride	ug/L	NS	210 B	92 B	100 B	220 B	74 B	7 B	8 B	18 B	41 B	7 B	8 B	8 B	7 B
Acetone	ug/L	NS	200 U	100 U	100 U	250 U	100 U	10 U	10 U	20 U	50 U	10 U	10 U	10 U	10 U
Carbon Disulfide	ug/L	NS	100 U	50 U	50 U	120 U	50 U	5 U	5 U	10 U	25 U	5 U	5 U	5 U	5 U
1,1-Dichloroethene	ug/L	NS	100 U	50 U	50 U	120 U	50 U	5 U	5 U	10 U	25 U	5 U	5 U	5 U	5 U
1,1-Dichloroethane	ug/L	NS	100 U	50 U	50 U	120 U	50 U	5 U	2 J	10 U	25 U	5 U	5 U	5 U	5 U
1,2-Dichloroethene (total)	ug/L	NS	100 U	50 U	50 U	120 U	50 U	1 J	10	29	10 J	5 U	5 U	5 U	5 U
Chloroform	ug/L	NS	100 U	50 U	50 U	120 U	50 U	5 U	5 U	10 U	25 U	5 U	5 U	5 U	5 U
1,2-Dichloroethane	ug/L	NS	100 U	50 U	50 U	120 U	50 U	5 U	5 U	10 U	25 U	5 U	5 U	5 U	5 U
2-Butanone	ug/L	NS	200 U	100 U	100 U	250 U	100 U	10 U	10 U	20 U	50 U	10 U	10 U	10 U	10 U
1,1,1-Trichloroethane	ug/L	NS	100 U	50 U	50 U	120 U	11 J	5 U	1 J	10 U	25 U	5 U	5 U	5 U	5 U
Carbon Tetrachloride	ug/L	NS	100 U	50 U	50 U	120 U	50 U	5 U	5 U	10 U	25 U	5 U	5 U	5 U	5 U
Vinyl Acetate	ug/L	NS	200 U	100 U	100 U	250 U	100 U	10 U	10 U	20 U	50 U	10 U	10 U	10 U	10 U
Bromodichloromethane	ug/L	NS	100 U	50 U	50 U	120 U	50 U	5 U	5 U	10 U	25 U	5 U	5 U	5 U	5 U
1,2-Dichloropropane	ug/L	NS	100 U	50 U	50 U	120 U	50 U	5 U	5 U	10 U	25 U	5 U	5 U	5 U	5 U
cis-1,3-Dichloropropene	ug/L	NS	100 U	50 U	50 U	120 U	50 U	5 U	5 U	10 U	25 U	5 U	5 U	5 U	5 U
Trichloroethene	ug/L	NS	3500	1100	1100	3200	1500	11	16	17	13 J	2 J	5 U	5 U	1 J
Dibromochloromethane	ug/L	NS	100 U	50 U	50 U	120 U	50 U	5 U	5 U	10 U	25 U	5 U	5 U	5 U	5 U
1,1,2-Trichloroethane	ug/L	NS	100 U	50 U	50 U	120 U	50 U	5 U	5 U	10 U	25 U	5 U	5 U	5 U	5 U
Benzene	ug/L	NS	100 U	50 U	50 U	120 U	50 U	5 U	5 U	10 U	25 U	5 U	5 U	5 U	5 U
Trans-1,3-Dichloropropene	ug/L	NS	100 U	50 U	50 U	120 U	50 U	5 U	5 U	10 U	25 U	5 U	5 U	5 U	5 U
Bromoform	ug/L	NS	100 U	50 U	50 U	120 U	50 U	5 U	5 U	10 U	25 U	5 U	5 U	5 U	5 U
4-Methyl-2-pentanone	ug/L	NS	200 U	100 U	100 U	250 U	100 U	10 U	10 U	20 U	50 U	10 U	10 U	10 U	10 U
2-Hexanone	ug/L	NS	200 U	100 U	100 U	250 U	100 U	10 U	10 U	20 U	50 U	10 U	10 U	10 U	10 U
Tetrachloroethene	ug/L	NS	110	24 J	27 J	84 J	27 J	48	45	200	810	130	5 U	5 U	5 U
1,1,2,2-Tetrachloroethane	ug/L	NS	100 U	50 U	50 U	120 U	50 U	5 U	5 U	10 U	25 U	5 U	5 U	5 U	5 U
Toluene	ug/L	NS	100 U	50 U	50 U	120 U	50 U	5 U	5 U	10 U	25 U	5 U	5 U	5 U	5 U
Chlorobenzene	ug/L	NS	100 U	50 U	50 U	120 U	50 U	5 U	5 U	10 U	25 U	5 U	5 U	5 U	5 U
Ethylbenzene	ug/L	NS	100 U	50 U	50 U	120 U	50 U	5 U	5 U	10 U	25 U	5 U	5 U	5 U	5 U
Styrene	ug/L	NS	100 U	50 U	50 U	120 U	50 U	5 U	5 U	10 U	25 U	5 U	5 U	5 U	5 U
Xylene (total)	ug/L	NS	100 U	50 U	50 U	120 U	50 U	5 U	5 U	10 U	25 U	5 U	5 U	5 U	5 U

Notes: U = Compound was analyzed for but not detected. Value shown is the method detection limit for quantification.

J = Indicates an estimated value.

B = Indicates that the analyte was found in the associated blank as well as in the sample.

DUP = Duplicate sample

NS = Not sampled

(2.5) = Dilution factor.

Table 2-4 (continued)
 Summary of Groundwater Analytical Results - February 1997
 Black & Decker
 Hampstead, Maryland

PARAMETER	Units	RFW-2B	RFW-3B	RFW-4A	RFW-4B	RFW-5A	RFW-6	RFW-7	RFW-8	RFW-9	RFW-10	RFW-11A	RFW-11B	RFW-12B
					(2)						(20)			(25)
Chloromethane	ug/L	10 U	10 U	10 U	20 U	NS	10 U	10 U	NS	10 U	200 U	10 U	10 U	250 U
Bromomethane	ug/L	10 U	10 U	10 U	20 U	NS	10 U	10 U	NS	10 U	200 U	10 U	10 U	250 U
Vinyl Chloride	ug/L	10 U	10 U	10 U	20 U	NS	10 U	10 U	NS	10 U	200 U	10 U	10 U	250 U
Chloroethane	ug/L	10 U	10 U	10 U	20 U	NS	10 U	10 U	NS	10 U	200 U	10 U	10 U	250 U
Methylene Chloride	ug/L	8 B	8 B	7 B	14 B	NS	7 B	8 B	NS	8 B	110 B	8 B	7 B	270 B
Acetone	ug/L	10 U	10 U	10 U	20 U	NS	10 U	10 U	NS	10 U	200 U	10 U	10 U	250 U
Carbon Disulfide	ug/L	5 U	5 U	5 U	10 U	NS	5 U	5 U	NS	5 U	100 U	5 U	5 U	120 U
1,1-Dichloroethene	ug/L	5 U	5 U	5 U	10 U	NS	5 U	5 U	NS	5 U	100 U	5 U	5 U	120 U
1,1-Dichloroethane	ug/L	5 U	2 J	5 U	10 U	NS	5 U	5 U	NS	6	100 U	5 U	5 U	120 U
1,2-Dichloroethene (total)	ug/L	5 U	49	3 J	6 J	NS	3 J	5 U	NS	14	100 U	5 U	5 U	120 U
Chloroform	ug/L	5 U	5 U	1 J	2 J	NS	5 U	5 U	NS	5 U	100 U	5 U	5 U	120 U
1,2-Dichloroethane	ug/L	5 U	5 U	5 U	10 U	NS	5 U	5 U	NS	5 U	100 U	5 U	5 U	120 U
2-Butanone	ug/L	10 U	10 U	10 U	20 U	NS	10 U	10 U	NS	10 U	200 U	10 U	10 U	250 U
1,1,1-Trichloroethane	ug/L	5 U	3 J	5 U	10 U	NS	5 U	5 U	NS	3 J	27 J	5 U	5 U	120 U
Carbon Tetrachloride	ug/L	5 U	5 U	5 U	10 U	NS	5 U	5 U	NS	5 U	100 U	5 U	5 U	120 U
Vinyl Acetate	ug/L	10 U	10 U	10 U	20 U	NS	10 U	10 U	NS	10 U	200 U	10 U	10 U	250 U
Bromodichloromethane	ug/L	5 U	5 U	5 U	10 U	NS	5 U	5 U	NS	5 U	100 U	5 U	5 U	120 U
1,2-Dichloropropane	ug/L	5 U	5 U	5 U	10 U	NS	5 U	5 U	NS	5 U	100 U	5 U	5 U	120 U
cis-1,3-Dichloropropene	ug/L	5 U	5 U	5 U	10 U	NS	5 U	5 U	NS	5 U	100 U	5 U	5 U	120 U
Trichloroethene	ug/L	1 J	23	88	130	NS	26	7	NS	30	1300	86	31	2800
Dibromochloromethane	ug/L	5 U	5 U	5 U	10 U	NS	5 U	5 U	NS	5 U	100 U	5 U	5 U	120 U
1,1,2-Trichloroethane	ug/L	5 U	5 U	5 U	10 U	NS	5 U	5 U	NS	5 U	100 U	5 U	5 U	120 U
Benzene	ug/L	5 U	5 U	5 U	10 U	NS	5 U	5 U	NS	5 U	100 U	5 U	5 U	120 U
Trans-1,3-Dichloropropene	ug/L	5 U	5 U	5 U	10 U	NS	5 U	5 U	NS	5 U	100 U	5 U	5 U	120 U
Bromoform	ug/L	5 U	5 U	5 U	10 U	NS	5 U	5 U	NS	5 U	100 U	5 U	5 U	120 U
4-Methyl-2-pentanone	ug/L	10 U	10 U	10 U	20 U	NS	10 U	10 U	NS	10 U	200 U	10 U	10 U	250 U
2-Hexanone	ug/L	10 U	10 U	10 U	20 U	NS	10 U	10 U	NS	10 U	200 U	10 U	10 U	250 U
Tetrachloroethene	ug/L	5 U	49	95	200	NS	24	5 U	NS	18	89 J	2 J	5 U	73 J
1,1,2,2-Tetrachloroethane	ug/L	5 U	5 U	5 U	10 U	NS	5 U	5 U	NS	5 U	100 U	5 U	5 U	120 U
Toluene	ug/L	5 U	5 U	5 U	10 U	NS	5 U	5 U	NS	5 U	100 U	5 U	5 U	120 U
Chlorobenzene	ug/L	5 U	5 U	5 U	10 U	NS	5 U	5 U	NS	5 U	100 U	5 U	5 U	120 U
Ethylbenzene	ug/L	5 U	5 U	5 U	10 U	NS	5 U	5 U	NS	5 U	100 U	5 U	5 U	120 U
Styrene	ug/L	5 U	5 U	5 U	10 U	NS	5 U	5 U	NS	5 U	100 U	5 U	5 U	120 U
Xylene (total)	ug/L	5 U	5 U	5 U	10 U	NS	5 U	5 U	NS	5 U	100 U	5 U	5 U	120 U

Notes: U = Compound was analyzed for but not detected. Value shown is the method detection limit for quantification.
 J = Indicates an estimated value.
 B = Indicates that the analyte was found in the associated blank as well as in the sample.

DUP = Duplicate sample
 NS = Not sampled
 (2.5) = Dilution factor.

Table 2-4 (continued)
 Summary of Groundwater Analytical Results - February 1997
 Black & Decker
 Hampstead, Maryland

PARAMETER	Units	RFW-13	RFW-16 (500)	RFW-16 (DUP) (500)	RFW-17	RFW-18	RFW-19	Town #22	Town #23	Leister Dairy	Leister Res. #1	Leister Res. #2	Field Blank	Trip Blank
Chloromethane	ug/L	10 U	5000 U	5000 U	10 U	10 U	10 U	10 U	10 U	10 U	10 U	20 U	10 U	10 U
Bromomethane	ug/L	10 U	5000 U	5000 U	10 U	10 U	10 U	10 U	10 U	10 U	10 U	20 U	10 U	10 U
Vinyl Chloride	ug/L	10 U	5000 U	5000 U	10 U	10 U	10 U	10 U	10 U	10 U	10 U	20 U	10 U	10 U
Chloroethane	ug/L	10 U	5000 U	5000 U	10 U	10 U	10 U	10 U	10 U	10 U	10 U	20 U	10 U	10 U
Methylene Chloride	ug/L	6 B	2000 BJ	1500 BJ	8 B	8 B	9 B	8 B	11 B	7 B	5 U	9 BJ	8 B	7 B
Acetone	ug/L	10 U	5000 U	5000 U	10 U	10 U	10 U	10 U	10 U	10 U	10 U	20 U	10 U	10 U
Carbon Disulfide	ug/L	5 U	2500 U	2500 U	5 U	5 U	5 U	5 U	5 U	5 U	5 U	10 U	5 U	5 U
1,1-Dichloroethene	ug/L	5 U	2500 U	2500 U	5 U	5 U	5 U	5 U	5 U	5 U	5 U	10 U	5 U	5 U
1,1-Dichloroethane	ug/L	5 U	2500 U	2500 U	5 U	5 U	5 U	5 U	5 U	5 U	5 U	10 U	5 U	5 U
1,2-Dichloroethene (total)	ug/L	5 U	2500 U	2500 U	5 U	5 U	5 U	5 U	5 U	5 U	5 U	10 U	5 U	5 U
Chloroform	ug/L	5 U	2500 U	2500 U	5 U	5 U	5 U	5 U	5 U	5 U	5 U	10 U	5 U	5 U
1,2-Dichloroethane	ug/L	5 U	2500 U	2500 U	5 U	5 U	5 U	5 U	5 U	5 U	5 U	10 U	5 U	5 U
2-Butanone	ug/L	10 U	5000 U	5000 U	10 U	10 U	10 U	10 U	10 U	10 U	10 U	20 U	10 U	10 U
1,1,1-Trichloroethane	ug/L	5 U	2500 U	2500 U	5 U	5 U	5 U	5 U	5 U	5 U	5 U	10 U	5 U	5 U
Carbon Tetrachloride	ug/L	5 U	2500 U	2500 U	5 U	5 U	5 U	5 U	5 U	5 U	5 U	10 U	5 U	5 U
Vinyl Acetate	ug/L	10 U	5000 U	5000 U	10 U	10 U	10 U	10 U	10 U	10 U	10 U	20 U	10 U	10 U
Bromodichloromethane	ug/L	5 U	2500 U	2500 U	5 U	5 U	5 U	5 U	5 U	5 U	5 U	10 U	5 U	5 U
1,2-Dichloropropane	ug/L	5 U	2500 U	2500 U	5 U	5 U	5 U	5 U	5 U	5 U	5 U	10 U	5 U	5 U
cis-1,3-Dichloropropene	ug/L	5 U	2500 U	2500 U	5 U	5 U	5 U	5 U	5 U	5 U	5 U	10 U	5 U	5 U
Trichloroethene	ug/L	5 J	31000	32000	5 U	5 U	5 U	5 U	5 U	5 U	5 U	10 U	5 U	5 U
Dibromochloromethane	ug/L	5 U	2500 U	2500 U	5 U	5 U	5 U	5 U	5 U	5 U	5 U	10 U	5 U	5 U
1,1,2-Trichloroethane	ug/L	5 U	2500 U	2500 U	5 U	5 U	5 U	5 U	5 U	5 U	5 U	10 U	5 U	5 U
Benzene	ug/L	5 U	2500 U	2500 U	5 U	5 U	5 U	5 U	5 U	5 U	5 U	10 U	5 U	5 U
Trans-1,3-Dichloropropene	ug/L	5 U	2500 U	2500 U	5 U	5 U	5 U	5 U	5 U	5 U	5 U	10 U	5 U	5 U
Bromoform	ug/L	5 U	2500 U	2500 U	5 U	5 U	5 U	5 U	5 U	5 U	5 U	10 U	5 U	5 U
4-Methyl-2-pentanone	ug/L	10 U	5000 U	5000 U	10 U	10 U	10 U	10 U	10 U	10 U	10 U	20 U	10 U	10 U
2-Hexanone	ug/L	10 U	5000 U	5000 U	10 U	10 U	10 U	10 U	10 U	10 U	10 U	20 U	10 U	10 U
Tetrachloroethene	ug/L	37	450 J	2500 U	5 U	5 U	5 U	5 U	5 U	4 J	5 U	10 U	5 U	5 U
1,1,2,2-Tetrachloroethane	ug/L	5 U	2500 U	2500 U	5 U	5 U	5 U	5 U	5 U	5 U	5 U	10 U	5 U	5 U
Toluene	ug/L	5 U	2500 U	2500 U	5 U	5 U	5 U	5 U	5 U	5 U	5 U	10 U	5 U	5 U
Chlorobenzene	ug/L	5 U	2500 U	2500 U	5 U	5 U	5 U	5 U	5 U	5 U	5 U	10 U	5 U	5 U
Ethylbenzene	ug/L	5 U	2500 U	2500 U	5 U	5 U	5 U	5 U	5 U	5 U	5 U	10 U	5 U	5 U
Styrene	ug/L	5 U	2500 U	2500 U	5 U	5 U	5 U	5 U	5 U	5 U	5 U	10 U	5 U	5 U
Xylene (total)	ug/L	5 U	2500 U	2500 U	5 U	5 U	5 U	5 U	5 U	5 U	5 U	10 U	5 U	5 U

Notes: U = Compound was analyzed for but not detected. Value shown is the method detection limit for quantification.
 J = Indicates an estimated value.
 B = Indicates that the analyte was found in the associated blank as well as in the sample.

DUP = Duplicate sample
 NS = Not sampled
 (2.5) = Dilution factor.

SECTION 3
OPERATION AND MAINTENANCE OF THE TREATMENT SYSTEM

A summary of the maintenance activities which were undertaken with the extraction and treatment system during the reporting period (January through March 1997) is provided in Table 3-1. This table is comprehensive in summarizing significant maintenance events or activities, while not including those activities considered unworthy of note (such as replacement of light bulbs, lubrication of moving parts as appropriate, or other routine activities).

Table 3-1
Treatment System Maintenance Activities - 1st Quarter 1997
Black & Decker
Hampstead, Maryland

Date	Event/Corrective Action
January 1997	Check valves on pumps P-11 and P-12 at air stripper not operating properly.
February 1997	Replaced check valves on pumps P-11 and P-12 at air stripper.
March 1997	Extraction well EW-3 pumping at lower rate. Cleaned control valve and regulator and replaced check valve. EW-3 operating properly.



SECTION 4

RECOMMENDATIONS

For the reporting period of January through March 1997, the treatment system continued to create a hydraulic boundary preventing off-site migration of groundwater. Operation of the extraction system as currently configured will continue, adjusting pumping rates as necessary according to the amount of groundwater recharge. Operation of the treatment system as currently configured will also continue, because the treatment system is fully effective in removing VOCs from the extracted groundwater.



APPENDIX A
DISCHARGE MONITORING REPORTS
(JANUARY - MARCH 1997)

PERMITTEE NAME/ADDRESS: (Include Facility Name/Location if different)

NAME: **BLACK & DECKER (U.S.) INC.**
 ADDRESS: **626 HANOVER PIKE**
HAMPSTEAD, MD. 21074

FACILITY:

LOCATION: **CARROLL COUNTY**

NATIONAL POLLUTANT DISCHARGE ELIMINATION SYSTEM (NPDES)

DISCHARGE MONITORING REPORT (DMR)

93-DP-0022
 PERMIT NUMBER

001
 DISCHARGE NUMBER

MONITORING PERIOD					
YEAR	MO	DAY	YEAR	MO	DAY
97	01	01	97	01	31

FROM (20-21) (22-23) (24-25) TO (26-27) (28-28) (30-31)

FORM APPROVED
 OMB No. 2040-0004

NOTE: Read instructions before completing this form.

PARAMETER (32-37)	X	(3 Card Only) QUANTITY OR LOADING (46-53) (54-61)			(4 Card Only) QUALITY OR CONCENTRATION (38-45) (46-53) (54-61)			NO. EX (62-63)	FREQUENCY OF ANALYSIS (64-66)	SAMPLE TYPE (69-70)
		AVERAGE	MAXIMUM	UNITS	MINIMUM	AVERAGE	MAXIMUM			
FLOW	SAMPLE MEASUREMENT	0.272	0.362	MGD				0	CONTINUOUS MEASURED	
	PERMIT REQUIREMENT	NO LIMIT	NO LIMIT						CONTINUOUS MEASURED	
1,1,1-TRICHLOROETHANE	SAMPLE MEASUREMENT						ND	0	1/MONTH	GRAB
	PERMIT REQUIREMENT						5		1/MONTH	GRAB
TETRACHLOROETHYLENE	SAMPLE MEASUREMENT						ND	0	1/MONTH	GRAB
	PERMIT REQUIREMENT						5		1/MONTH	GRAB
TRICHLOROETHYLENE	SAMPLE MEASUREMENT						ND	0	1/MONTH	GRAB
	PERMIT REQUIREMENT						5		1/MONTH	GRAB
TOTAL RESIDUAL CHLORINE	SAMPLE MEASUREMENT						<0.1	0	3/MONTH	GRAB
	PERMIT REQUIREMENT						<0.1		1/MONTH	GRAB
OIL & GREASE	SAMPLE MEASUREMENT						ND	0	1/MONTH	GRAB
	PERMIT REQUIREMENT					10	15		1/MONTH	GRAB
pH	SAMPLE MEASUREMENT				6.86		7.30	0	2/WEEK	GRAB
	PERMIT REQUIREMENT				6.00		8.50		2/WEEK	GRAB

NAME / TITLE PRINCIPAL EXECUTIVE OFFICER

LaVere N. Grimes
Facilities Manager

TYPED OR PRINTED

I CERTIFY UNDER PENALTY OF LAW THAT I HAVE PERSONALLY EXAMINED AND AM FAMILIAR WITH THE INFORMATION SUBMITTED HEREIN. AND BASED ON MY INQUIRY OF THOSE INDIVIDUALS IMMEDIATELY RESPONSIBLE FOR OBTAINING THE INFORMATION, I BELIEVE THE SUBMITTED INFORMATION IS TRUE, ACCURATE AND COMPLETE. I AM AWARE THAT THERE ARE SIGNIFICANT PENALTIES FOR SUBMITTING FALSE INFORMATION, INCLUDING THE POSSIBILITY OF FINE AND IMPRISONMENT. SBB 18 U.S.C. § 1001 AND 33 U.S.C. § 1319. (Penalties under these statutes may include fines up to \$10,000 and/or maximum imprisonment of between 6 months and 5 years.)

LaVere N. Grimes

SIGNATURE OF PRINCIPAL EXECUTIVE OFFICER OR AUTHORIZED AGENT

TELEPHONE: 410-239-5555
 DATE: 97 | 02 | 04
 AREA CODE-NUMBER: 410-239-5555
 YEAR | MO | DAY: 97 | 02 | 04

COMMENT AND EXPLANATION OF ANY VIOLATIONS

(Reference all attachments here)

PERMITTEE NAME/ADDRESS: (Include Facility Name/Location if different)

NAME: **BLACK & DECKER (U.S.) INC.**
 ADDRESS: **626 HANOVER PIKE**
HAMPSTEAD, MD. 21074

NATIONAL POLLUTANT DISCHARGE ELIMINATION SYSTEM (NPDES)
DISCHARGE MONITORING REPORT (DMR)

FORM APPROVED
 OMB No.2040-0004

93-DP-0022
 PERMIT NUMBER

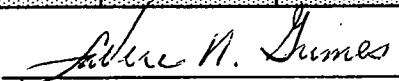
001
 DISCHARGE NUMBER

FACILITY:
 LOCATION: **CARROLL COUNTY**

MONITORING PERIOD					
YEAR	MO	DAY	YEAR	MO	DAY
97	01	01	97	01	31
(20-21)	(22-25)	(24-25)	(26-27)	(28-29)	(30-31)

NOTE: Read instructions before completing this form.

PARAMETER (32-37)	SAMPLE MEASUREMENT / PERMIT REQUIREMENT	QUANTITY OR LOADING (3 Card Only) (46-53)			QUALITY OR CONCENTRATION (4 Card Only) (38-45)				NO. EX (62-63)	FREQUENCY OF ANALYSIS (64-66)	SAMPLE TYPE (69-70)	
		AVERAGE	MAXIMUM	UNITS	MINIMUM	AVERAGE	MAXIMUM	UNITS				
BOD	SAMPLE MEASUREMENT							4		0	1/MONTH	GRAB
	PERMIT REQUIREMENT							15	mg/l		1/MONTH	GRAB
TOTAL SUSPENDED SOLIDS	SAMPLE MEASUREMENT							7		0	1/MONTH	GRAB
	PERMIT REQUIREMENT					20	30		mg/l		1/MONTH	GRAB
	SAMPLE MEASUREMENT											
	PERMIT REQUIREMENT											
	SAMPLE MEASUREMENT											
	PERMIT REQUIREMENT											
	SAMPLE MEASUREMENT											
	PERMIT REQUIREMENT											
	SAMPLE MEASUREMENT											
	PERMIT REQUIREMENT											

NAME / TITLE PRINCIPAL EXECUTIVE OFFICER LaVere N. Grimes Facilities Manager TYPED OR PRINTED	I CERTIFY UNDER PENALTY OF LAW THAT I HAVE PERSONALLY EXAMINED AND AM FAMILIAR WITH THE INFORMATION SUBMITTED HEREIN; AND BASED ON MY INQUIRY OF THOSE INDIVIDUALS IMMEDIATELY RESPONSIBLE FOR OBTAINING THE INFORMATION, I BELIEVE THE SUBMITTED INFORMATION IS TRUE, ACCURATE AND COMPLETE. I AM AWARE THAT THERE ARE SIGNIFICANT PENALTIES FOR SUBMITTING FALSE INFORMATION, INCLUDING THE POSSIBILITY OF FINE AND IMPRISONMENT. SEE 18 U.S.C. § 1001 AND 33 U.S.C. § 1319. (Penalties under these statutes may include fines up to \$10,000 and/or maximum imprisonment of between 6 months and 5 years.)	 SIGNATURE OF PRINCIPAL EXECUTIVE OFFICER OR AUTHORIZED AGENT	TELEPHONE	DATE
			410-239-5555	97 02 04

COMMENT AND EXPLANATION OF ANY VIOLATIONS (Reference all attachments here)

PERMITTEE NAME/ADDRESS: (Include Facility Name/Location if different)

NAME: **BLACK & DECKER (U.S.) INC.**
 ADDRESS: **626 HANOVER PIKE**
HAMPSTEAD, MD. 21074

NATIONAL POLLUTANT DISCHARGE ELIMINATION SYSTEM (NPDES)

DISCHARGE MONITORING REPORT (DMR)

FORM APPROVED
 OMB No.2040-0004

93-DP-0022
 PERMIT NUMBER
 (2-16)

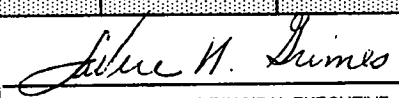
101
 DISCHARGE NUMBER
 (17-16)

FACILITY: _____

LOCATION: **CARROLL COUNTY**

MONITORING PERIOD					
YEAR	MO	DAY	YEAR	MO	DAY
97	01	01	97	01	31
(20-21)	(22-23)	(24-25)	(26-27)	(28-29)	(30-31)

NOTE: Read instructions before completing this form.

PARAMETER (32-37)	SAMPLE MEASUREMENT	(3 Card Only) QUANTITY OR LOADING (46-53)			(4 Card Only) QUALITY OR CONCENTRATION (38-45)				NO. EX	FREQUENCY OF ANALYSIS (64-66)	SAMPLE TYPE (69-70)
		AVERAGE	MAXIMUM	UNITS	MINIMUM	AVERAGE	MAXIMUM	UNITS			
FLOW	SAMPLE MEASUREMENT	0.552	0.567	MGD					0	CONTINUOUS MEASURED	
	PERMIT REQUIREMENT	NO LIMIT	NO LIMIT							CONTINUOUS MEASURED	
FECAL COLIFORM	SAMPLE MEASUREMENT					ND		MPN/100ml	0	1/WEEK	GRAB
	PERMIT REQUIREMENT					200				1/WEEK	GRAB
	SAMPLE MEASUREMENT										
	PERMIT REQUIREMENT										
	SAMPLE MEASUREMENT										
	PERMIT REQUIREMENT										
	SAMPLE MEASUREMENT										
	PERMIT REQUIREMENT										
	SAMPLE MEASUREMENT										
	PERMIT REQUIREMENT										
	SAMPLE MEASUREMENT										
	PERMIT REQUIREMENT										
NAME / TITLE PRINCIPAL EXECUTIVE OFFICER		I CERTIFY UNDER PENALTY OF LAW THAT I HAVE PERSONALLY EXAMINED AND AM FAMILIAR WITH THE INFORMATION SUBMITTED HEREIN; AND BASED ON MY INQUIRY OF THOSE INDIVIDUALS IMMEDIATELY RESPONSIBLE FOR OBTAINING THE INFORMATION, I BELIEVE THE SUBMITTED INFORMATION IS TRUE, ACCURATE AND COMPLETE. I AM AWARE THAT THERE ARE SIGNIFICANT PENALTIES FOR SUBMITTING FALSE INFORMATION, INCLUDING THE POSSIBILITY OF FINE AND IMPRISONMENT. SEE 18 U.S.C. § 1001 AND 33 U.S.C. § 1319. (Penalties under these statutes may include fines up to \$10,000 and/or maximum imprisonment of between 6 months and 5 years.)							TELEPHONE	DATE	
LaVere N. Grimes Facilities Manager									 SIGNATURE OF PRINCIPAL EXECUTIVE OFFICER OR AUTHORIZED AGENT		
TYPED OR PRINTED											

COMMENT AND EXPLANATION OF ANY VIOLATIONS

(Reference all attachments here)

PERMITTEE NAME/ADDRESS: (Include Facility Name/Location if different)

NAME: **BLACK & DECKER (U.S.) INC.**

ADDRESS: **626 HANOVER PIKE
HAMPSTEAD, MD. 21074**

NATIONAL POLLUTANT DISCHARGE ELIMINATION SYSTEM (NPDES)

DISCHARGE MONITORING REPORT (DMR)

FORM APPROVED

OMB No.2040-0004

93-DP-0022
PERMIT NUMBER

201
DISCHARGE NUMBER

FACILITY: _____

LOCATION: **CARROLL COUNTY**

MONITORING PERIOD					
YEAR	MO	DAY	YEAR	MO	DAY
97	01	01	97	01	31

FROM (20-21) (22-23) (24-25) TO (26-27) (28-29) (30-31)

NOTE: Read instructions before completing this form.

PARAMETER (32-37)	SAMPLE MEASUREMENT / PERMIT REQUIREMENT	(3 Card Only) QUANTITY OR LOADING (46-53)			(4 Card Only) QUALITY OR CONCENTRATION (38-45)			NO. EX (62-63)	FREQUENCY OF ANALYSIS (64-66)	SAMPLE TYPE (69-70)
		AVERAGE (54-61)	MAXIMUM (54-61)	UNITS	MINIMUM (46-53)	AVERAGE (46-53)	MAXIMUM (54-61)			
FLOW	SAMPLE MEASUREMENT	0.257	0.283	MGD				0	CONTINUOUS	MEASURED
	PERMIT REQUIREMENT	NO LIMIT	NO LIMIT						CONTINUOUS	MEASURED
1,1,1-TRICHLOROETHANE	SAMPLE MEASUREMENT						ND	ppb	0	1/MONTH GRAB
	PERMIT REQUIREMENT						N/A		1/MONTH	GRAB
TETRACHLOROETHYLENE	SAMPLE MEASUREMENT						ND	ppb	0	1/MONTH GRAB
	PERMIT REQUIREMENT						N/A		1/MONTH	GRAB
TRICHLOROETHYLENE	SAMPLE MEASUREMENT						ND	ppb	0	1/MONTH GRAB
	PERMIT REQUIREMENT						N/A		1/MONTH	GRAB
	SAMPLE MEASUREMENT									
	PERMIT REQUIREMENT									
	SAMPLE MEASUREMENT									
	PERMIT REQUIREMENT									
	SAMPLE MEASUREMENT									
	PERMIT REQUIREMENT									
NAME / TITLE PRINCIPAL EXECUTIVE OFFICER		I CERTIFY UNDER PENALTY OF LAW THAT I HAVE PERSONALLY EXAMINED AND AM FAMILIAR WITH THE INFORMATION SUBMITTED HEREIN. AND BASED ON MY INQUIRY OF THOSE INDIVIDUALS IMMEDIATELY RESPONSIBLE FOR OBTAINING THE INFORMATION, I BELIEVE THE SUBMITTED INFORMATION IS TRUE, ACCURATE AND COMPLETE. I AM AWARE THAT THERE ARE SIGNIFICANT PENALTIES FOR SUBMITTING FALSE INFORMATION, INCLUDING THE POSSIBILITY OF FINE AND IMPRISONMENT. SEE 18 U.S.C. § 1001 AND 33 U.S.C. § 1319. (Penalties under these statutes may include fines up to \$10,000 and/or maximum imprisonment of between 6 months and 5 years.)						TELEPHONE	DATE	
LaVere N. Grimes Facilities Manager								SIGNATURE OF PRINCIPAL EXECUTIVE OFFICER OR AUTHORIZED AGENT		
TYPED OR PRINTED								AREA CODE-NUMBER	YEAR MO DAY	

COMMENT AND EXPLANATION OF ANY VIOLATIONS

(Reference all attachments here)

PERMITTEE NAME/ADDRESS: (Include Facility Name/Location if different)

NAME: **BLACK & DECKER (U.S.) INC.**
 ADDRESS: **626 HANOVER PIKE**
HAMPSTEAD, MD. 21074

NATIONAL POLLUTANT DISCHARGE ELIMINATION SYSTEM (NPDES)

DISCHARGE MONITORING REPORT (DMR)

FORM APPROVED
 OMB No.2040-0004

93-DP-0022
 PERMIT NUMBER

001
 DISCHARGE NUMBER

(2-16)

(17-16)

MONITORING PERIOD

FROM			TO		
YEAR	MO	DAY	YEAR	MO	DAY
97	02	01	97	02	28
(20-21)	(22-23)	(24-25)	(26-27)	(28-26)	(30-31)

FACILITY:

LOCATION: **CARROLL COUNTY**

NOTE: Read instructions before completing this form.

PARAMETER (32-37)	SAMPLE MEASUREMENT	QUANTITY OR LOADING (3 Card Only) (46-53)			QUALITY OR CONCENTRATION (4 Card Only) (38-45)				NO. EX (62-63)	FREQUENCY OF ANALYSIS (64-66)	SAMPLE TYPE (69-70)
		AVERAGE (54-61)	MAXIMUM	UNITS	MINIMUM	AVERAGE	MAXIMUM	UNITS			
FLOW	SAMPLE MEASUREMENT	0.2	0.294	MGD					0	CONTINUOUS	MEASURED
	PERMIT REQUIREMENT	NO LIMIT	NO LIMIT							CONTINUOUS	MEASURED
1,1,1-TRICHLOROETHANE	SAMPLE MEASUREMENT						ND	ppb	0	1/MONTH	GRAB
	PERMIT REQUIREMENT						5			1/MONTH	GRAB
TETRACHLOROETHYLENE	SAMPLE MEASUREMENT						ND	ppb	0	1/MONTH	GRAB
	PERMIT REQUIREMENT						5			1/MONTH	GRAB
TRICHLOROETHYLENE	SAMPLE MEASUREMENT						ND	ppb	0	1/MONTH	GRAB
	PERMIT REQUIREMENT						5			1/MONTH	GRAB
TOTAL RESIDUAL CHLORINE	SAMPLE MEASUREMENT						<0.1	mg/l	0	3/MONTH	GRAB
	PERMIT REQUIREMENT						<0.1			1/MONTH	GRAB
OIL & GREASE	SAMPLE MEASUREMENT						ND	mg/l	0	1/MONTH	GRAB
	PERMIT REQUIREMENT					10	15			1/MONTH	GRAB
pH	SAMPLE MEASUREMENT				6.79		8.04	STD	0	2/WEEK	GRAB
	PERMIT REQUIREMENT				6.00		8.50			2/WEEK	GRAB

NAME / TITLE PRINCIPAL EXECUTIVE OFFICER

LaVere N. Grimes
Facilities Manager

TYPED OR PRINTED

I CERTIFY UNDER PENALTY OF LAW THAT I HAVE PERSONALLY EXAMINED AND AM FAMILIAR WITH THE INFORMATION SUBMITTED HEREIN; AND BASED ON MY INQUIRY OF THOSE INDIVIDUALS IMMEDIATELY RESPONSIBLE FOR OBTAINING THE INFORMATION, I BELIEVE THE SUBMITTED INFORMATION IS TRUE, ACCURATE AND COMPLETE. I AM AWARE THAT THERE ARE SIGNIFICANT PENALTIES FOR SUBMITTING FALSE INFORMATION, INCLUDING THE POSSIBILITY OF FINE AND IMPRISONMENT. SEE 18 U.S.C. § 1001 AND 33 U.S.C. § 1319. (Penalties under these statutes may include fines up to \$10,000 and/or maximum imprisonment of between 6 months and 5 years.)

LaVere N. Grimes

SIGNATURE OF PRINCIPAL EXECUTIVE
 OFFICER OR AUTHORIZED AGENT

TELEPHONE

410-239-5555

AREA CODE-NUMBER

DATE

97 | 03 | 04

YEAR | MO | DAY

COMMENT AND EXPLANATION OF ANY VIOLATIONS

(Reference all attachments here)

PERMITTEE NAME/ADDRESS: (Include Facility Name/Location if different)

NAME: **BLACK & DECKER (U.S.) INC.**
 ADDRESS: **626 HANOVER PIKE**
HAMPSTEAD, MD. 21074

NATIONAL POLLUTANT DISCHARGE ELIMINATION SYSTEM (NPDES)

DISCHARGE MONITORING REPORT (DMR)

FORM APPROVED
 OMB No.2040-0004

93-DP-0022
 PERMIT NUMBER

001
 DISCHARGE NUMBER

(2-16)

(17-19)

MONITORING PERIOD

FROM

YEAR	MO	DAY
97	02	01

 (20-21) (22-25) (24-25)

TO

YEAR	MO	DAY
97	02	28

 (26-27) (28-29) (30-31)

NOTE: Read instructions before completing this form.

PARAMETER (32-37)	X	(3 Card Only) QUANTITY OR LOADING (46-53)			(4 Card Only) QUALITY OR CONCENTRATION (38-45)			UNITS	NO. EX (62-63)	FREQUENCY OF ANALYSIS (64-66)	SAMPLE TYPE (69-70)	
		AVERAGE (54-61)	MAXIMUM	UNITS	MINIMUM	AVERAGE	MAXIMUM					
BOD	SAMPLE MEASUREMENT							7	mg/l	0	1/MONTH	GRAB
	PERMIT REQUIREMENT							15				1/MONTH
TOTAL SUSPENDED SOLIDS	SAMPLE MEASUREMENT							8	mg/l	0	1/MONTH	GRAB
	PERMIT REQUIREMENT							20		30		1/MONTH
	SAMPLE MEASUREMENT											
	PERMIT REQUIREMENT											
	SAMPLE MEASUREMENT											
	PERMIT REQUIREMENT											
	SAMPLE MEASUREMENT											
	PERMIT REQUIREMENT											
	SAMPLE MEASUREMENT											
	PERMIT REQUIREMENT											

NAME / TITLE PRINCIPAL EXECUTIVE OFFICER

LaVere N. Grimes
Facilities Manager

TYPED OR PRINTED

I CERTIFY UNDER PENALTY OF LAW THAT I HAVE PERSONALLY EXAMINED AND AM FAMILIAR WITH THE INFORMATION SUBMITTED HEREIN; AND BASED ON MY INQUIRY OF THOSE INDIVIDUALS IMMEDIATELY RESPONSIBLE FOR OBTAINING THE INFORMATION, I BELIEVE THE SUBMITTED INFORMATION IS TRUE, ACCURATE AND COMPLETE. I AM AWARE THAT THERE ARE SIGNIFICANT PENALTIES FOR SUBMITTING FALSE INFORMATION, INCLUDING THE POSSIBILITY OF FINE AND IMPRISONMENT. SEE 18 U.S.C. § 1001 AND 33 U.S.C. § 1319. (Penalties under these statutes may include fines up to \$10,000 and/or maximum imprisonment of between 6 months and 5 years.)

LaVere N. Grimes

SIGNATURE OF PRINCIPAL EXECUTIVE OFFICER OR AUTHORIZED AGENT

TELEPHONE

410-239-5555

AREA CODE-NUMBER

DATE

97 | 03 | 04

10.3

COMMENT AND EXPLANATION OF ANY VIOLATIONS

(Reference all attachments here)

PERMITTEE NAME/ADDRESS: (Include Facility Name/Location if different)
NAME: BLACK & DECKER (U.S.) INC.
ADDRESS: 626 HANOVER PIKE
HAMPSTEAD, MD. 21074

NATIONAL POLLUTANT DISCHARGE ELIMINATION SYSTEM (NPDES)
DISCHARGE MONITORING REPORT (DMR)

FORM APPROVED
 OMB No.2040-0004

93-DP-0022
 PERMIT NUMBER

101
 DISCHARGE NUMBER

(2-16)

(17-19)

FACILITY:

LOCATION: **CARROLL COUNTY**

MONITORING PERIOD					
FROM			TO		
YEAR	MO	DAY	YEAR	MO	DAY
97	02	01	97	02	28
(20-21)	(22-23)	(24-25)	(26-27)	(28-29)	(30-31)

NOTE: Read instructions before completing this form.

PARAMETER (32-37)	X	(3 Card Only) QUANTITY OR LOADING (46-53)			(4 Card Only) QUALITY OR CONCENTRATION (38-45) (46-53) (54-61)				NO. EX (62-63)	FREQUENCY OF ANALYSIS (64-66)	SAMPLE TYPE (69-70)
		AVERAGE	MAXIMUM	UNITS	MINIMUM	AVERAGE	MAXIMUM	UNITS			
FLOW	SAMPLE MEASUREMENT	0.544	0.557	MGD					0	CONTINUOUS MEASURED	
	PERMIT REQUIREMENT	NO LIMIT	NO LIMIT							CONTINUOUS MEASURED	
FECAL COLIFORM	SAMPLE MEASUREMENT					ND		MPN/100ml	0	1/WEEK	GRAB
	PERMIT REQUIREMENT					200				1/WEEK	GRAB
	SAMPLE MEASUREMENT										
	PERMIT REQUIREMENT										
	SAMPLE MEASUREMENT										
	PERMIT REQUIREMENT										
	SAMPLE MEASUREMENT										
	PERMIT REQUIREMENT										
	SAMPLE MEASUREMENT										
	PERMIT REQUIREMENT										

NAME / TITLE PRINCIPAL EXECUTIVE OFFICER
LaVere N. Grimes
Facilities Manager
 TYPED OR PRINTED

I CERTIFY UNDER PENALTY OF LAW THAT I HAVE PERSONALLY EXAMINED AND AM FAMILIAR WITH THE INFORMATION SUBMITTED HEREIN; AND BASED ON MY INQUIRY OF THOSE INDIVIDUALS IMMEDIATELY RESPONSIBLE FOR OBTAINING THE INFORMATION, I BELIEVE THE SUBMITTED INFORMATION IS TRUE, ACCURATE AND COMPLETE. I AM AWARE THAT THERE ARE SIGNIFICANT PENALTIES FOR SUBMITTING FALSE INFORMATION, INCLUDING THE POSSIBILITY OF FINE AND IMPRISONMENT. SEE 18 U.S.C. § 1001 AND 33 U.S.C. § 1319. (Penalties under these statutes may include fines up to \$10,000 and/or maximum imprisonment of between 6 months and 5 years.)

LaVere N. Grimes
 SIGNATURE OF PRINCIPAL EXECUTIVE
 OFFICER OR AUTHORIZED AGENT

TELEPHONE
 410-239-5555
 AREA CODE-NUMBER

DATE
 97 | 03 | 04
 YEAR | MO | DAY

COMMENT AND EXPLANATION OF ANY VIOLATIONS (Reference all attachments here)

PERMITTEE NAME/ADDRESS: (Include Facility Name/Location if different)
 NAME: **BLACK & DECKER (U.S.) INC.**
 ADDRESS: **626 HANOVER PIKE**
HAMPSTEAD, MD. 21074

NATIONAL POLLUTANT DISCHARGE ELIMINATION SYSTEM (NPDES)
DISCHARGE MONITORING REPORT (DMR)

FORM APPROVED
 OMB No. 2040-0004

93-DP-0022
 PERMIT NUMBER

201
 DISCHARGE NUMBER

(2-16)

(17-19)

MONITORING PERIOD					
YEAR	MO	DAY	YEAR	MO	DAY
97	02	01	97	02	28

FACILITY: _____

LOCATION: **CARROLL COUNTY**

FROM (20-21) (22-25) (24-25) TO (26-27) (28-29) (30-31)

NOTE: Read instructions before completing this form.

PARAMETER (32-37)	X	(3 Card Only) QUANTITY OR LOADING (46-53) (54-61)			(4 Card Only) QUALITY OR CONCENTRATION (38-45) (46-53) (54-61)			NO. EX (62-63)	FREQUENCY OF ANALYSIS (64-66)	SAMPLE TYPE (69-70)
		AVERAGE	MAXIMUM	UNITS	MINIMUM	AVERAGE	MAXIMUM			
FLOW	SAMPLE MEASUREMENT	0.251	0.268	MGD				0	CONTINUOUS	MEASURED
	PERMIT REQUIREMENT	NO LIMIT	NO LIMIT						CONTINUOUS	MEASURED
1,1,1-TRICHLOROETHANE	SAMPLE MEASUREMENT					ND	ppb	0	1/MONTH	GRAB
	PERMIT REQUIREMENT					N/A			1/MONTH	GRAB
TETRACHLOROETHYLENE	SAMPLE MEASUREMENT					ND	ppb	0	1/MONTH	GRAB
	PERMIT REQUIREMENT					N/A			1/MONTH	GRAB
TRICHLOROETHYLENE	SAMPLE MEASUREMENT					ND	ppb	0	1/MONTH	GRAB
	PERMIT REQUIREMENT					N/A			1/MONTH	GRAB
	SAMPLE MEASUREMENT									
	PERMIT REQUIREMENT									
	SAMPLE MEASUREMENT									
	PERMIT REQUIREMENT									
	SAMPLE MEASUREMENT									
	PERMIT REQUIREMENT									

NAME / TITLE PRINCIPAL EXECUTIVE OFFICER LaVere N. Grimes Facilities Manager TYPED OR PRINTED	I CERTIFY UNDER PENALTY OF LAW THAT I HAVE PERSONALLY EXAMINED AND AM FAMILIAR WITH THE INFORMATION SUBMITTED HEREIN; AND BASED ON MY INQUIRY OF THOSE INDIVIDUALS IMMEDIATELY RESPONSIBLE FOR OBTAINING THE INFORMATION, I BELIEVE THE SUBMITTED INFORMATION IS TRUE, ACCURATE AND COMPLETE. I AM AWARE THAT THERE ARE SIGNIFICANT PENALTIES FOR SUBMITTING FALSE INFORMATION, INCLUDING THE POSSIBILITY OF FINE AND IMPRISONMENT. SEE 18 U.S.C. § 1001 AND 33 U.S.C. § 1319. (Penalties under these statutes may include fines up to \$10,000 and/or maximum imprisonment of between 6 months and 5 years.)	<i>LaVere N. Grimes</i> SIGNATURE OF PRINCIPAL EXECUTIVE OFFICER OR AUTHORIZED AGENT	TELEPHONE	DATE
			410-239-5555 AREA CODE-NUMBER	97 03 04 YEAR MO DAY

COMMENT AND EXPLANATION OF ANY VIOLATIONS _____ (Reference all attachments here)

PERMITTEE NAME: **BLACK & DECKER (U.S.) INC.**

ADDRESS: **626 HANOVER PIKE
HAMPSTEAD, MD. 21074**

NATIONAL POLLUTANT DISCHARGE ELIMINATION SYSTEM (NPDES)

DISCHARGE MONITORING REPORT (DMR)

FORM APP-1
OMB No. 2040-0004

93-DP-0022
PERMIT NUMBER

001
DISCHARGE NUMBER

FACILITY: _____

LOCATION: **CARROLL COUNTY**

MONITORING PERIOD

FROM	YEAR	MO	DAY	TO	YEAR	MO	DAY
	97	03	01		97	03	31
	(20-21)	(22-23)	(24-25)		(26-27)	(28-29)	(30-31)

NOTE: Read instructions before completing this form.

PARAMETER (32-37)	SAMPLE MEASUREMENT	QUANTITY OR LOADING (3 Card Only)			QUALITY OR CONCENTRATION (4 Card Only)				NO. EX (62-63)	FREQUENCY OF ANALYSIS (64-65)	SAMPLE TYPE (69-70)
		AVERAGE (46-53)	MAXIMUM (54-61)	UNITS	MINIMUM (38-45)	AVERAGE (46-53)	MAXIMUM (54-61)	UNITS			
FLOW	SAMPLE MEASUREMENT	0.27	0.415	MGD					0	CONTINUOUS	MEASURED
	PERMIT REQUIREMENT	NO LIMIT	NO LIMIT								CONTINUOUS
1,1,1-TRICHLOROETHANE	SAMPLE MEASUREMENT						ND		0	1/MONTH	GRAB
	PERMIT REQUIREMENT						5	ppb		1/MONTH	GRAB
TETRACHLOROETHYLENE	SAMPLE MEASUREMENT						ND		0	1/MONTH	GRAB
	PERMIT REQUIREMENT						5	ppb		1/MONTH	GRAB
TRICHLOROETHYLENE	SAMPLE MEASUREMENT						ND		0	1/MONTH	GRAB
	PERMIT REQUIREMENT						5	ppb		1/MONTH	GRAB
TOTAL RESIDUAL CHLORINE	SAMPLE MEASUREMENT						<0.1		0	3/MONTH	GRAB
	PERMIT REQUIREMENT						<0.1	mg/l		1/MONTH	GRAB
OIL & GREASE	SAMPLE MEASUREMENT						ND	ND	0	1/MONTH	GRAB
	PERMIT REQUIREMENT						10	15		1/MONTH	GRAB
pH	SAMPLE MEASUREMENT				6.88		7.25		0	2/WEEK	GRAB
	PERMIT REQUIREMENT				6.00		8.50	STD		2/WEEK	GRAB

NAME / TITLE PRINCIPAL EXECUTIVE OFFICER LaVere N. Grimes Facilities Manager	I CERTIFY UNDER PENALTY OF LAW THAT I HAVE PERSONALLY EXAMINED AND AM FAMILIAR WITH THE INFORMATION SUBMITTED HEREIN. AND BASED ON MY INQUIRY OF THOSE INDIVIDUALS IMMEDIATELY RESPONSIBLE FOR OBTAINING THE INFORMATION, I BELIEVE THE SUBMITTED INFORMATION IS TRUE, ACCURATE AND COMPLETE. I AM AWARE THAT THERE ARE SIGNIFICANT PENALTIES FOR SUBMITTING FALSE INFORMATION, INCLUDING THE POSSIBILITY OF FINE AND IMPRISONMENT. SEE 18 U.S.C. § 1001 AND 33 U.S.C. § 1319. (Penalties under these statutes may include fines up to \$10,000 and/or maximum imprisonment of between 6 months and 3 years.)	SIGNATURE OF PRINCIPAL EXECUTIVE OFFICER OR AUTHORIZED AGENT <i>LaVere N. Grimes</i>	TELEPHONE	DATE
			410-239-5555	97 04 02
TYPED OR PRINTED			AREA CODE-NUMBER	YEAR MO DAY

COMMENT AND EXPLANATION OF ANY VIOLATIONS _____ (Reference all attachments here)

PERMITTEE NAME AND ADDRESS: (Include Facility Name/Location if different)

NAME: **BLACK & DECKER (U.S.) INC.**
 ADDRESS: **626 HANOVER PIKE**
HAMPSTEAD, MD. 21074

NATIONAL POLLUTANT DISCHARGE ELIMINATION SYSTEM (NPDES)

DISCHARGE MONITORING REPORT (DMR)

FORM AP-5
 OMB No. 2040-0004

93-DP-0022
 PERMIT NUMBER

001
 DISCHARGE NUMBER

(2-16)

(17-16)

FACILITY:

LOCATION: **CARROLL COUNTY**

MONITORING PERIOD

FROM	YEAR	MO	DAY	TO	YEAR	MO	DAY
	97	03	01		97	03	31
	(20-21)	(22-23)	(24-25)		(26-27)	(28-29)	(30-31)

NOTE: Read instructions before completing this form.

PARAMETER (32-37)	X	(3 Card Only) QUANTITY OR LOADING			(4 Card Only) QUALITY OR CONCENTRATION			NO. EX (62-63)	FREQUENCY OF ANALYSIS (64-65)	SAMPLE TYPE (69-70)	
		AVERAGE (46-53)	MAXIMUM (54-61)	UNITS	MINIMUM (38-45)	AVERAGE (46-53)	MAXIMUM (54-61)				UNITS
BOD	SAMPLE MEASUREMENT						12	mg/l	0	1/MONTH	GRAB
	PERMIT REQUIREMENT						15			1/MONTH	GRAB
TOTAL SUSPENDED SOLIDS	SAMPLE MEASUREMENT					8	8	mg/l	0	1/MONTH	GRAB
	PERMIT REQUIREMENT					20	30			1/MONTH	GRAB
	SAMPLE MEASUREMENT										
	PERMIT REQUIREMENT										
	SAMPLE MEASUREMENT										
	PERMIT REQUIREMENT										
	SAMPLE MEASUREMENT										
	PERMIT REQUIREMENT										
	SAMPLE MEASUREMENT										
	PERMIT REQUIREMENT										

NAME / TITLE PRINCIPAL EXECUTIVE OFFICER
LaVere N. Grimes
Facilities Manager
 TYPED OR PRINTED

I CERTIFY UNDER PENALTY OF LAW THAT I HAVE PERSONALLY EXAMINED AND AM FAMILIAR WITH THE INFORMATION SUBMITTED HEREIN; AND BASED ON MY INQUIRY OF THOSE INDIVIDUALS IMMEDIATELY RESPONSIBLE FOR OBTAINING THE INFORMATION, I BELIEVE THE SUBMITTED INFORMATION IS TRUE, ACCURATE AND COMPLETE. I AM AWARE THAT THERE ARE SIGNIFICANT PENALTIES FOR SUBMITTING FALSE INFORMATION, INCLUDING THE POSSIBILITY OF FINE AND IMPRISONMENT. SEE 18 U.S.C. § 1001 AND 33 U.S.C. § 1319. (Penalties under these statutes may include fines up to \$10,000 and/or maximum imprisonment of between 6 months and 5 years.)

LaVere N. Grimes
 SIGNATURE OF PRINCIPAL EXECUTIVE OFFICER OR AUTHORIZED AGENT

TELEPHONE: 410-239-5555
 DATE: 97 | 04 | 02
 AREA CODE-NUMBER: 103

COMMENT AND EXPLANATION OF ANY VIOLATIONS

(Reference all attachments here)

PERMITTEE NAME: **BLACK & DECKER (U.S.) INC.**

ADDRESS: **626 HANOVER PIKE
HAMPSTEAD, MD. 21074**

NATIONAL POLLUTANT DISCHARGE ELIMINATION SYSTEM (NPDES)

DISCHARGE MONITORING REPORT (DMR)

FORM PA-1
OMB No. 2010-0046

93-DP-0022
PERMIT NUMBER
(2-16)

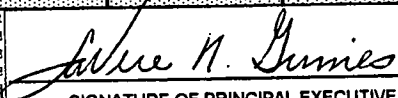
101
DISCHARGE NUMBER
(17-15)

FACILITY: _____

LOCATION: **CARROLL COUNTY**

MONITORING PERIOD					
YEAR	MO	DAY	YEAR	MO	DAY
FROM 97	03	01	TO 97	03	31
(20-21)	(22-23)	(24-25)	(26-27)	(28-29)	(30-31)

NOTE: Read instructions before completing this form.

PARAMETER (32-37)	X	(3 Card Only) QUANTITY OR LOADING (46-53)			(4 Card Only) QUALITY OR CONCENTRATION (38-45)				NO. EX (62-63)	FREQUENCY OF ANALYSIS (64-66)	SAMPLE TYPE (69-70)
		AVERAGE (46-53)	MAXIMUM (54-61)	UNITS	MINIMUM (38-45)	AVERAGE (46-53)	MAXIMUM (54-61)	UNITS			
FLOW	SAMPLE MEASUREMENT	0.553	0.554	MGD					0	CONTINUOUS MEASURED	
	PERMIT REQUIREMENT	NO LIMIT	NO LIMIT							CONTINUOUS MEASURED	
FECAL COLIFORM	SAMPLE MEASUREMENT					ND	MPN/100ml		0	1/WEEK	GRAB
	PERMIT REQUIREMENT					200				1/WEEK	GRAB
	SAMPLE MEASUREMENT										
	PERMIT REQUIREMENT										
	SAMPLE MEASUREMENT										
	PERMIT REQUIREMENT										
	SAMPLE MEASUREMENT										
	PERMIT REQUIREMENT										
	SAMPLE MEASUREMENT										
	PERMIT REQUIREMENT										
	SAMPLE MEASUREMENT										
	PERMIT REQUIREMENT										
NAME / TITLE PRINCIPAL EXECUTIVE OFFICER		I CERTIFY UNDER PENALTY OF LAW THAT I HAVE PERSONALLY EXAMINED AND AM FAMILIAR WITH THE INFORMATION SUBMITTED HEREIN. AND BASED ON MY INQUIRY OF THOSE INDIVIDUALS IMMEDIATELY RESPONSIBLE FOR OBTAINING THE INFORMATION, I BELIEVE THE SUBMITTED INFORMATION IS TRUE, ACCURATE AND COMPLETE. I AM AWARE THAT THERE ARE SIGNIFICANT PENALTIES FOR SUBMITTING FALSE INFORMATION, INCLUDING THE POSSIBILITY OF FINE AND IMPRISONMENT. SEE 18 U.S.C. § 1001 AND 33 U.S.C. § 1319. (Penalties under these statutes may include fines up to \$10,000 and/or maximum imprisonment of between 6 months and 5 years.)							TELEPHONE	DATE	
LaVere N. Grimes Facilities Manager TYPED OR PRINTED									 SIGNATURE OF PRINCIPAL EXECUTIVE OFFICER OR AUTHORIZED AGENT		410-239-5555
COMMENT AND EXPLANATION OF ANY VIOLATIONS									AREA CODE-NUMBER	YEAR MO DAY	

(Reference all attachments here)

NAME: **BLACK & DECKER (U.S.) INC.**
 ADDRESS: **626 HANOVER PIKE**
HAMPSTEAD, MD. 21074


93-DP-0022
 PERMIT NUMBER

201
 DISCHARGE NUMBER

FACILITY: _____
 LOCATION: **CARROLL COUNTY**

MONITORING PERIOD					
YEAR	MO	DAY	YEAR	MO	DAY
97	03	01	97	03	31
(20-21)	(22-23)	(24-25)	(26-27)	(28-29)	(30-31)

NOTE: Read instructions before completing this form.

PARAMETER (32-37)	SAMPLE MEASUREMENT	QUANTITY OR LOADING (3 Card Only) (46-53)			QUALITY OR CONCENTRATION (4 Card Only) (38-45)				NO. EX (62-63)	FREQUENCY OF ANALYSIS (64-66)	SAMPLE TYPE (69-70)
		AVERAGE	MAXIMUM	UNITS	MINIMUM	AVERAGE	MAXIMUM	UNITS			
FLOW	SAMPLE MEASUREMENT	0.251	0.278	MGD					0	CONTINUOUS MEASURED	
	PERMIT REQUIREMENT	NO LIMIT	NO LIMIT							CONTINUOUS MEASURED	
1,1,1-TRICHLOROETHANE	SAMPLE MEASUREMENT						ND	ppb	0	1/MONTH	GRAB
	PERMIT REQUIREMENT						N/A			1/MONTH	GRAB
TETRACHLOROETHYLENE	SAMPLE MEASUREMENT						ND	ppb	0	1/MONTH	GRAB
	PERMIT REQUIREMENT						N/A			1/MONTH	GRAB
TRICHLOROETHYLENE	SAMPLE MEASUREMENT						ND	ppb	0	1/MONTH	GRAB
	PERMIT REQUIREMENT						N/A			1/MONTH	GRAB
	SAMPLE MEASUREMENT										
	PERMIT REQUIREMENT										
	SAMPLE MEASUREMENT										
	PERMIT REQUIREMENT										
	SAMPLE MEASUREMENT										
	PERMIT REQUIREMENT										
NAME / TITLE PRINCIPAL EXECUTIVE OFFICER		I CERTIFY UNDER PENALTY OF LAW THAT I HAVE PERSONALLY EXAMINED AND AM FAMILIAR WITH THE INFORMATION SUBMITTED HEREIN. AND BASED ON MY INQUIRY OF THOSE INDIVIDUALS IMMEDIATELY RESPONSIBLE FOR OBTAINING THE INFORMATION, I BELIEVE THE SUBMITTED INFORMATION IS TRUE, ACCURATE AND COMPLETE. I AM AWARE THAT THERE ARE SIGNIFICANT PENALTIES FOR SUBMITTING FALSE INFORMATION, INCLUDING THE POSSIBILITY OF FINE AND IMPRISONMENT. SEE 18 U.S.C. § 1001 AND 33 U.S.C. § 1319. (Penalties under these statutes may include fines up to \$10,000 and/or maximum imprisonment of between 6 months and 3 years.)							TELEPHONE	DATE	
LaVere N. Grimes Facilities Manager TYPED OR PRINTED									 SIGNATURE OF PRINCIPAL EXECUTIVE OFFICER OR AUTHORIZED AGENT		
COMMENT AND EXPLANATION OF ANY VIOLATIONS									AREA CODE-NUMBER	YEAR MO DAY	

COMMENT AND EXPLANATION OF ANY VIOLATIONS

(Reference all attachments here)

APPENDIX B
PRE-STRIPPER ANALYTICAL RESULTS
(JANUARY - MARCH 1997)

Gascoyne Laboratories, Inc.



YOUR **ON-TIME** QUALITY LAB...

Baltimore, MD 21224

(410) 633-1800

(800) GAS-COYN

FAX NO.

(410) 633-5443

REPORT OF ANALYSIS

Report No. 97-01-140

Report Date: January 22, 1997

Report To: Black & Decker Company

Page: 2 of 7

Sample I.D. Grab Water sample taken by Gascoyne Laboratories, Inc. on 01/08/97 (0955) from the Black & Decker facility located at 626 Hanover Pike, Hampstead, MD: Air Stripper #2 (Pre)

Compound	Results	Detection Limits
Chloromethane	ND	10
Bromomethane	ND	10
Vinyl chloride	ND	10
Chloroethane	ND	10
Methylene chloride	ND	5
Acrolein	ND	100
Acrylonitrile	ND	100
Trichlorofluoromethane	<5	5
1,1-Dichloroethane	ND	5
trans-1,2-Dichloroethene	ND	5
Chloroform	ND	5
1,2-Dichloroethane	ND	5
1,1,1-Trichloroethane	<5	5
Carbon tetrachloride	ND	5
Bromodichloromethane	ND	5
1,2-Dichloropropane	ND	5
cis-1,3-Dichloropropene	ND	5
trans-1,3-Dichloropropene	ND	5
Dibromochloromethane	ND	5
1,1,2-Trichloroethane	ND	5
2-Chloroethylvinyl ether	ND	10
Bromoform	ND	5
Tetrachloroethene	220	5
1,1,2,2-Tetrachloroethane	ND	5
Ethylbenzene	ND	5
1,1-Dichloroethene	ND	5
Trichloroethene	1,000	5
Benzene	ND	5
Toluene	ND	5
Chlorobenzene	ND	5

Notes

- (1) Results expressed as ug/l (ppb).
- (2) Analysis performed according to method EPA 624.
- (3) Analyst(s): SJN,DMJ; Date Test Completed: 01/21/97.

William L. Lock
Laboratory Director

Gascoyne Laboratories, Inc.



YOUR **ON-TIME** QUALITY LAB...

Baltimore, MD 21224

(410) 633-1800

(800) GAS-COYN

FAX NO.

(410) 633-5443

REPORT OF ANALYSIS

Report No. 97-02-081

Report Date: February 19, 1997

Report To: Black & Decker Company

Page: 3 of 11

Sample I.D. Grab Water sample taken by Gascoyne Laboratories, Inc.
on 2/5/97 (0816) from the Black & Decker facility
located at 626 Hanover Pike, Hampstead, MD:
Air Stripper #2 (PRE)

Compound	Results	Detection Limits
Chloromethane	ND	10
Bromomethane	ND	10
Vinyl chloride	ND	10
Chloroethane	ND	10
Methylene chloride	ND	5
Acrolein	ND	100
Acrylonitrile	ND	100
Trichlorofluoromethane	<5	5
1,1-Dichloroethane	ND	5
trans-1,2-Dichloroethene	ND	5
Chloroform	ND	5
1,2-Dichloroethane	ND	5
1,1,1-Trichloroethane	<5	5
Carbon tetrachloride	ND	5
Bromodichloromethane	ND	5
1,2-Dichloropropane	ND	5
cis-1,3-Dichloropropene	ND	5
trans-1,3-Dichloropropene	ND	5
Dibromochloromethane	ND	5
1,1,2-Trichloroethane	ND	5
2-Chloroethylvinyl ether	ND	10
Bromoform	ND	5
Tetrachloroethene	190	5
1,1,2,2-Tetrachloroethane	ND	5
Ethylbenzene	ND	5
1,1-Dichloroethene	ND	5
Trichloroethene	1,000	5
Benzene	ND	5
Toluene	ND	5
Chlorobenzene	ND	5

Notes

- (1) Results expressed as ug/l (ppb).
- (2) Analysis performed according to method EPA 624.
- (3) Analyst(s): SJN/AB; Date Test Completed: 02/11/97.

William L. Lock
Laboratory Director

Please see reverse side for explanation of terms and other information.

Gascoyne Laboratories, Inc.



YOUR **ON-TIME** QUALITY LAB...

Baltimore, MD 21224

(410) 633-1800

(800) GAS-COYN

FAX NO.

(410) 633-5443

REPORT OF ANALYSIS

Report No. 97-03-100

Report Date: March 19, 1997

Report To: Black & Decker Company


Page: 2 of 6


Sample I.D. Grab Water Sample taken by Gascoyne Laboratories, Inc.
on 3/5/97 (0844) at the Black & Decker facility
located at 626 Hanover Pike, Hampstead, MD: Air Stripper #2 Pre

Compound	Results	Detection
		Limits
Chloromethane	ND	10
Bromomethane	ND	10
Vinyl chloride	ND	10
Chloroethane	ND	10
Methylene chloride	<5	5
Acrolein	ND	100
Acrylonitrile	ND	100
Trichlorofluoromethane	<5	5
1,1-Dichloroethane	ND	5
trans-1,2-Dichloroethene	ND	5
Chloroform	ND	5
1,2-Dichloroethane	ND	5
1,1,1-Trichloroethane	5	5
Carbon tetrachloride	ND	5
Bromodichloromethane	ND	5
1,2-Dichloropropane	ND	5
cis-1,3-Dichloropropene	ND	5
trans-1,3-Dichloropropene	ND	5
Dibromochloromethane	ND	5
1,1,2-Trichloroethane	ND	5
2-Chloroethylvinyl ether	ND	10
Bromoform	ND	5
Tetrachloroethene	220	5
1,1,2,2-Tetrachloroethane	ND	5
Ethylbenzene	ND	5
1,1-Dichloroethene	ND	5
Trichloroethene	890	5
Benzene	ND	5
Toluene	ND	5
Chlorobenzene	ND	5

Notes

- (1) Results expressed as ug/l (ppb).
- (2) Analysis performed according to method EPA 624.
- (3) Analyst(s): SJN; Date Test Completed: 03/14/97.


Thomas A. McVicker
QA/QC Officer



APPENDIX C
GROUNDWATER ANALYTICAL DATA PACKAGE
(FEBRUARY 1997)



Roy F. Weston, Inc.
208 Welsh Pool Road
Lionville, Pennsylvania 19341-1333
© 610-701-6100 • Fax 610-701-6140

LIONVILLE LABORATORY ANALYTICAL REPORT

**** REVISION ****

Client : BLACK AND DECKER
RFW# : 9702L326

W.O. #: 02501-004-001-9999-00
Date Received: 02-20-97

GC/MS VOLATILE

The set of samples consisted of thirty-seven (37) water samples collected on 02-18,19,20-97.

The samples were analyzed according to criteria set forth in SW 846 Method 8240 for TCL Volatile target compounds on 02-24,26,27,28-97.

The following is a summary of the QC results accompanying these sample results and a description of any problems encountered during their analyses:

1. This data package has been revised to correct the results for sample EW-2.
2. The cooler temperature upon receipt has been recorded on the chain-of-custody.
3. The required holding time for analysis was met.
4. A non-target compound was detected in sample RFW-4B.
5. The following samples required dilution because they contained high levels of target compounds:

<u>Sample ID</u>	<u>Dilution Factor</u>	<u>Sample ID</u>	<u>Dilution Factor</u>
EW-2	20		
EW-3	10	RFW-12B	25
EW-4	25	RFW-4B	2
EW-5	10	RFW-10	20
EW-8	2	RFW-16	500
EW-9	5	RFW-16 DUP.	500
EW-3 DUP.	10	LEISTER-2	2

6. All surrogate recoveries were within EPA QC limits.
7. All matrix spike recoveries were within EPA QC limits.


The results presented in this report relate only to the analytical testing and conditions of the samples at receipt and during storage. All pages of this report are integral parts of the analytical data. Therefore, this report should only be reproduced in its entirety of 70 pages.

001





8. All blank spike recoveries were within EPA QC limits.
9. The method blanks contained the common contaminants Methylene Chloride and Acetone at levels less than 2x the CRQL.

for 
J. Michael Taylor
Vice President and Laboratory Manager
Lionville Analytical Laboratory

3-21-91
Date

GLOSSARY OF VOA DATA

DATA QUALIFIERS

- U = Compound was analyzed for but not detected. The associated numerical value is the estimated sample quantitation limit which is included and corrected for dilution and percent moisture.
- J = Indicates an estimated value. This flag is used under the following circumstances: 1) when estimating a concentration for tentatively identified compounds (TICs) where a 1:1 response is assumed; or 2) when the mass spectral data indicate the presence of a compound that meets the identification criteria but the result is less than the specified detection limit but greater than zero. For example, if the limit of detection is 10 ug/L and a concentration of 3 ug/L is calculated, it is reported as 3J.
- B = This flag is used when the analyte is found in the associated blank as well as in the sample. It indicates possible/probable blank contamination. This flag is also used for a TIC as well as for a positively identified TCL compound.
- E = Indicates that the compound was detected beyond the calibration range and was subsequently analyzed at a dilution.
- D = Identifies all compounds identified in an analysis at a secondary dilution factor.
- I = Interference.
- NQ = Result qualitatively confirmed but not able to quantify.
- N = Indicates presumptive evidence of a compound. This flag is only used for tentatively identified compounds (TICs), where the identification is based on a mass spectral library search. It is applied to all TIC results. For generic characterization of a TIC, such as chlorinated hydrocarbon, the N code is not used.
- X = This flag is used for a TIC compound which is quantified relative to a response factor generated from a daily calibration standard (rather than quantified relative to the closest internal standard).
- Y = Additional qualifiers used as required are explained in the case narrative.



GLOSSARY OF VOA DATA

ABBREVIATIONS

- BS** = Indicates blank spike in which reagent grade water is spiked with the CLP matrix spike solutions and carried through all the steps in the method. Spike recoveries are reported.
- BSD** = Indicates blank spike duplicate.
- MS** = Indicates matrix spike.
- MSD** = Indicates matrix spike duplicate.
- DL** = Suffix added to sample number to indicate that results are from a diluted analysis.
- NA** = Not Applicable.
- DF** = Dilution Factor.
- NR** = Not Required.
- SP, Z** = Indicates Spiked Compound.

Roy F. Weston, Inc. - Lionville Laboratory

Volatiles by GC/MS, HSL List

Report Date: 03/21/97 11:59

RFW Batch Number: 9702L326

Client: BLACK AND DECKER

Work Order: 02501004001 Page: 1a

	Cust ID:	EW-2	EW-3	EW-4	EW-5	EW-6	EW-7
Sample	RFW#:	001	002	003	004	005	006
Information	Matrix:	WATER	WATER	WATER	WATER	WATER	WATER
	D.F.:	20.0	10.0	25.0	10.0	1.00	1.00
	Units:	UG/L	UG/L	UG/L	UG/L	UG/L	UG/L

005

	EW-2	EW-3	EW-4	EW-5	EW-6	EW-7
Surrogate Toluene-d8	99 %	98 %	99 %	100 %	100 %	100 %
Bromofluorobenzene	94 %	92 %	96 %	100 %	94 %	100 %
Recovery 1,2-Dichloroethane-d4	99 %	99 %	103 %	102 %	100 %	103 %
=====fl=====fl=====fl=====fl=====fl=====fl=====fl=====						
Chloromethane	200 U	100 U	250 U	100 U	10 U	10 U
Bromomethane	200 U	100 U	250 U	100 U	10 U	10 U
Vinyl Chloride	200 U	100 U	250 U	100 U	10 U	10 U
Chloroethane	200 U	100 U	250 U	100 U	10 U	10 U
Methylene Chloride	210 B	92 B	220 B	74 B	7 B	8 B
Acetone	200 U	100 U	250 U	100 U	10 U	10 U
Carbon Disulfide	100 U	50 U	120 U	50 U	5 U	5 U
1,1-Dichloroethene	100 U	50 U	120 U	50 U	5 U	5 U
1,1-Dichloroethane	100 U	50 U	120 U	50 U	5 U	2 J
1,2-Dichloroethene (total)	100 U	50 U	120 U	50 U	1 J	10
Chloroform	100 U	50 U	120 U	50 U	5 U	5 U
1,2-Dichloroethane	100 U	50 U	120 U	50 U	5 U	5 U
2-Butanone	200 U	100 U	250 U	100 U	10 U	10 U
1,1,1-Trichloroethane	100 U	50 U	120 U	11 J	5 U	1 J
Carbon Tetrachloride	100 U	50 U	120 U	50 U	5 U	5 U
Vinyl Acetate	200 U	100 U	250 U	100 U	10 U	10 U
Bromodichloromethane	100 U	50 U	120 U	50 U	5 U	5 U
1,2-Dichloropropane	100 U	50 U	120 U	50 U	5 U	5 U
cis-1,3-Dichloropropene	100 U	50 U	120 U	50 U	5 U	5 U
Trichloroethene	3500	1100	3200	1500	11	16
Dibromochloromethane	100 U	50 U	120 U	50 U	5 U	5 U
1,1,2-Trichloroethane	100 U	50 U	120 U	50 U	5 U	5 U
Benzene	100 U	50 U	120 U	50 U	5 U	5 U
Trans-1,3-Dichloropropene	100 U	50 U	120 U	50 U	5 U	5 U
Bromoform	100 U	50 U	120 U	50 U	5 U	5 U
4-Methyl-2-pentanone	200 U	100 U	250 U	100 U	10 U	10 U
2-Hexanone	200 U	100 U	250 U	100 U	10 U	10 U
Tetrachloroethene	110	24 J	84 J	27 J	48	45
1,1,2,2-Tetrachloroethane	100 U	50 U	120 U	50 U	5 U	5 U

*= Outside of EPA CLP QC limits.

	Cust ID:	EW-2	EW-3	EW-4	EW-5	EW-6	EW-7
	RFW#:	001	002	003	004	005	006
Toluene		100 U	50 U	120 U	50 U	5 U	5 U
Chlorobenzene		100 U	50 U	120 U	50 U	5 U	5 U
Ethylbenzene		100 U	50 U	120 U	50 U	5 U	5 U
Styrene		100 U	50 U	120 U	50 U	5 U	5 U
Xylene (total)		100 U	50 U	120 U	50 U	5 U	5 U

*= Outside of EPA CLP QC limits.

006

Roy F. Weston, Inc. - Lionville Laboratory

Volatiles by GC/MS, HSL List

Report Date: 03/21/97 11:59

RFW Batch Number: 9702L326

Client: BLACK AND DECKER

Work Order: 02501004001 Page: 2a

	Cust ID:	EW-8	EW-9	EW-10	EW-3 DUP.	RFW-18	RFW-19
Sample RFW#:	007	008	009	010	011	012	
Information Matrix:	WATER	WATER	WATER	WATER	WATER	WATER	
D.F.:	2.00	5.00	1.00	10.0	1.00	1.00	
Units:	UG/L	UG/L	UG/L	UG/L	UG/L	UG/L	UG/L

200

	Toluene-d8	102 %	101 %	99 %	99 %	100 %	99 %
Surrogate Bromofluorobenzene	93 %	94 %	102 %	94 %	98 %	98 %	
Recovery 1,2-Dichloroethane-d4	103 %	102 %	106 %	104 %	105 %	110 %	
=====fl=====fl=====fl=====fl=====fl=====fl=====fl=====							
Chloromethane	20 U	50 U	10 U	100 U	10 U	10 U	
Bromomethane	20 U	50 U	10 U	100 U	10 U	10 U	
Vinyl Chloride	20 U	50 U	10 U	100 U	10 U	10 U	
Chloroethane	20 U	50 U	10 U	100 U	10 U	10 U	
Methylene Chloride	18 B	41 B	7 B	100 B	8 B	9 B	
Acetone	20 U	50 U	10 U	100 U	10 U	10 U	
Carbon Disulfide	10 U	25 U	5 U	50 U	5 U	5 U	
1,1-Dichloroethene	10 U	25 U	5 U	50 U	5 U	5 U	
1,1-Dichloroethane	10 U	25 U	5 U	50 U	5 U	5 U	
1,2-Dichloroethene (total)	29	10 J	5 U	50 U	5 U	5 U	
Chloroform	10 U	25 U	5 U	50 U	5 U	5 U	
1,2-Dichloroethane	10 U	25 U	5 U	50 U	5 U	5 U	
2-Butanone	20 U	50 U	10 U	100 U	10 U	10 U	
1,1,1-Trichloroethane	10 U	25 U	5 U	50 U	5 U	5 U	
Carbon Tetrachloride	10 U	25 U	5 U	50 U	5 U	5 U	
Vinyl Acetate	20 U	50 U	10 U	100 U	10 U	10 U	
Bromodichloromethane	10 U	25 U	5 U	50 U	5 U	5 U	
1,2-Dichloropropane	10 U	25 U	5 U	50 U	5 U	5 U	
cis-1,3-Dichloropropene	10 U	25 U	5 U	50 U	5 U	5 U	
Trichloroethene	17	13 J	2 J	1100	5 U	5 U	
Dibromochloromethane	10 U	25 U	5 U	50 U	5 U	5 U	
1,1,2-Trichloroethane	10 U	25 U	5 U	50 U	5 U	5 U	
Benzene	10 U	25 U	5 U	50 U	5 U	5 U	
Trans-1,3-Dichloropropene	10 U	25 U	5 U	50 U	5 U	5 U	
Bromoform	10 U	25 U	5 U	50 U	5 U	5 U	
4-Methyl-2-pentanone	20 U	50 U	10 U	100 U	10 U	10 U	
2-Hexanone	20 U	50 U	10 U	100 U	10 U	10 U	
Tetrachloroethene	200	810	130	27 J	5 U	5 U	
1,1,2,2-Tetrachloroethane	10 U	25 U	5 U	50 U	5 U	5 U	

*= Outside of EPA CLP QC limits.

Cust ID:

EW-8

EW-9

EW-10

EW-3 DUP.

RFW-18

RFW-19

RFW#:

007

008

009

010

011

012

Toluene _____

Chlorobenzene _____

Ethylbenzene _____

Styrene _____

Xylene (total) _____

10 U	25 U	5 U	50 U	5 U	5 U
10 U	25 U	5 U	50 U	5 U	5 U
10 U	25 U	5 U	50 U	5 U	5 U
10 U	25 U	5 U	50 U	5 U	5 U
10 U	25 U	5 U	50 U	5 U	5 U

*= Outside of EPA CLP QC limits.

008

Roy F. Weston, Inc. - Lionville Laboratory

Volatiles by GC/MS, HSL List

Report Date: 03/21/97 11:59

RFW Batch Number: 9702L326

Client: BLACK AND DECKER

Work Order: 02501004001 Page: 3a

Sample Information	Cust ID:	RFW-2A	RFW-2B	RFW-17	RFW-1A	RFW-1B	RFW-7
	RFW#:	013	014	015	016	017	018
	Matrix:	WATER	WATER	WATER	WATER	WATER	WATER
	D.F.:	1.00	1.00	1.00	1.00	1.00	1.00
	Units:	UG/L	UG/L	UG/L	UG/L	UG/L	UG/L

600

	Toluene-d8	99 %	97 %	95 %	101 %	96 %	100 %
Surrogate Bromofluorobenzene	102 %	92 %	101 %	97 %	98 %	96 %	
Recovery 1,2-Dichloroethane-d4	108 %	104 %	106 %	108 %	107 %	109 %	
-----fl-----fl-----fl-----fl-----fl-----fl-----fl-----							
Chloromethane	10 U	10 U	10 U	10 U	10 U	10 U	10 U
Bromomethane	10 U	10 U	10 U	10 U	10 U	10 U	10 U
Vinyl Chloride	10 U	10 U	10 U	10 U	10 U	10 U	10 U
Chloroethane	10 U	10 U	10 U	10 U	10 U	10 U	10 U
Methylene Chloride	7 B	8 B	8 B	8 B	8 B	8 B	8 B
Acetone	10 U	10 U	10 U	10 U	10 U	10 U	10 U
Carbon Disulfide	5 U	5 U	5 U	5 U	5 U	5 U	5 U
1,1-Dichloroethene	5 U	5 U	5 U	5 U	5 U	5 U	5 U
1,1-Dichloroethane	5 U	5 U	5 U	5 U	5 U	5 U	5 U
1,2-Dichloroethene (total)	5 U	5 U	5 U	5 U	5 U	5 U	5 U
Chloroform	5 U	5 U	5 U	5 U	5 U	5 U	5 U
1,2-Dichloroethane	5 U	5 U	5 U	5 U	5 U	5 U	5 U
2-Butanone	10 U	10 U	10 U	10 U	10 U	10 U	10 U
1,1,1-Trichloroethane	5 U	5 U	5 U	5 U	5 U	5 U	5 U
Carbon Tetrachloride	5 U	5 U	5 U	5 U	5 U	5 U	5 U
Vinyl Acetate	10 U	10 U	10 U	10 U	10 U	10 U	10 U
Bromodichloromethane	5 U	5 U	5 U	5 U	5 U	5 U	5 U
1,2-Dichloropropane	5 U	5 U	5 U	5 U	5 U	5 U	5 U
cis-1,3-Dichloropropene	5 U	5 U	5 U	5 U	5 U	5 U	5 U
Trichloroethene	1 J	1 J	5 U	5 U	5 U	5 U	7
Dibromochloromethane	5 U	5 U	5 U	5 U	5 U	5 U	5 U
1,1,2-Trichloroethane	5 U	5 U	5 U	5 U	5 U	5 U	5 U
Benzene	5 U	5 U	5 U	5 U	5 U	5 U	5 U
Trans-1,3-Dichloropropene	5 U	5 U	5 U	5 U	5 U	5 U	5 U
Bromoform	5 U	5 U	5 U	5 U	5 U	5 U	5 U
4-Methyl-2-pentanone	10 U	10 U	10 U	10 U	10 U	10 U	10 U
2-Hexanone	10 U	10 U	10 U	10 U	10 U	10 U	10 U
Tetrachloroethene	5 U	5 U	5 U	5 U	5 U	5 U	5 U
1,1,2,2-Tetrachloroethane	5 U	5 U	5 U	5 U	5 U	5 U	5 U

*= Outside of EPA CLP QC limits.

Cust ID:

RFW-2A

RFW-2B

RFW-17

RFW-1A

RFW-1B

RFW-7

RFW#:

013

014

015

016

017

018

	013	014	015	016	017	018
Toluene	5 U	5 U	5 U	5 U	5 U	5 U
Chlorobenzene	5 U	5 U	5 U	5 U	5 U	5 U
Ethylbenzene	5 U	5 U	5 U	5 U	5 U	5 U
Styrene	5 U	5 U	5 U	5 U	5 U	5 U
Xylene (total)	5 U	5 U	5 U	5 U	5 U	5 U

010
c

*= Outside of EPA CLP QC limits.

Roy F. Weston, Inc. - Lionville Laboratory

Volatiles by GC/MS, HSL List

Report Date: 03/21/97 11:59

RFW Batch Number: 9702L326

Client: BLACK AND DECKER

Work Order: 02501004001 Page: 4a

	Cust ID:	RFW-6	RFW-11A	RFW-11B	RFW-3B	RFW-12B	RFW-9
Sample Information	RFW#:	019	020	021	022	023	024
	Matrix:	WATER	WATER	WATER	WATER	WATER	WATER
	D.F.:	1.00	1.00	1.00	1.00	25.0	1.00
	Units:	UG/L	UG/L	UG/L	UG/L	UG/L	UG/L
	Toluene-d8	100 %	101 %	97 %	101 %	101 %	101 %
Surrogate	Bromofluorobenzene	99 %	92 %	91 %	93 %	92 %	105 %
Recovery	1,2-Dichloroethane-d4	110 %	103 %	103 %	102 %	104 %	106 %
=====fl=====fl=====fl=====fl=====fl=====fl=====fl=====							
Chloromethane		10 U	10 U	10 U	10 U	250 U	10 U
Bromomethane		10 U	10 U	10 U	10 U	250 U	10 U
Vinyl Chloride		10 U	10 U	10 U	10 U	250 U	10 U
Chloroethane		10 U	10 U	10 U	10 U	250 U	10 U
Methylene Chloride		7 B	8 B	7 B	8 B	270 B	8 B
Acetone		10 U	10 U	10 U	10 U	250 U	10 U
Carbon Disulfide		5 U	5 U	5 U	5 U	120 U	5 U
1,1-Dichloroethene		5 U	5 U	5 U	5 U	120 U	5 U
1,1-Dichloroethane		5 U	5 U	5 U	2 J	120 U	6
1,2-Dichloroethene (total)		3 J	5 U	5 U	49	120 U	14
Chloroform		5 U	5 U	5 U	5 U	120 U	5 U
1,2-Dichloroethane		5 U	5 U	5 U	5 U	120 U	5 U
2-Butanone		10 U	10 U	10 U	10 U	250 U	10 U
1,1,1-Trichloroethane		5 U	5 U	5 U	3 J	120 U	3 J
Carbon Tetrachloride		5 U	5 U	5 U	5 U	120 U	5 U
Vinyl Acetate		10 U	10 U	10 U	10 U	250 U	10 U
Bromodichloromethane		5 U	5 U	5 U	5 U	120 U	5 U
1,2-Dichloropropane		5 U	5 U	5 U	5 U	120 U	5 U
cis-1,3-Dichloropropene		5 U	5 U	5 U	5 U	120 U	5 U
Trichloroethene		26	86	31	23	2800	30
Dibromochloromethane		5 U	5 U	5 U	5 U	120 U	5 U
1,1,2-Trichloroethane		5 U	5 U	5 U	5 U	120 U	5 U
Benzene		5 U	5 U	5 U	5 U	120 U	5 U
Trans-1,3-Dichloropropene		5 U	5 U	5 U	5 U	120 U	5 U
Bromoform		5 U	5 U	5 U	5 U	120 U	5 U
4-Methyl-2-pentanone		10 U	10 U	10 U	10 U	250 U	10 U
2-Hexanone		10 U	10 U	10 U	10 U	250 U	10 U
Tetrachloroethene		24	2 J	5 U	49	73 J	18
1,1,2,2-Tetrachloroethane		5 U	5 U	5 U	5 U	120 U	5 U

*= Outside of EPA CLP QC limits.

011

Cust ID: RFW-6 RFW-11A RFW-11B RFW-3B RFW-12B RFW-9

RFW#: 019 020 021 022 023 024

	019	020	021	022	023	024
Toluene	5 U	5 U	5 U	5 U	120 U	5 U
Chlorobenzene	5 U	5 U	5 U	5 U	120 U	5 U
Ethylbenzene	5 U	5 U	5 U	5 U	120 U	5 U
Styrene	5 U	5 U	5 U	5 U	120 U	5 U
Xylene (total)	5 U	5 U	5 U	5 U	120 U	5 U

*= Outside of EPA CLP QC limits.

012
210

Roy F. Weston, Inc. - Lionville Laboratory

Volatiles by GC/MS, HSL List

Report Date: 03/21/97 11:59

RFW Batch Number: 9702L326

Client: BLACK AND DECKER

Work Order: 02501004001 Page: 5a

Cust ID:	RFW-4A	RFW-4A	RFW-4A	RFW-4B	RFW-13	RFW-10	
Sample Information	RFW#: 025	025 MS	025 MSD	026	027	028	
	Matrix: WATER	WATER	WATER	WATER	WATER	WATER	
	D.F.: 1.00	1.00	1.00	2.00	1.00	20.0	
	Units: UG/L	UG/L	UG/L	UG/L	UG/L	UG/L	
	Toluene-d8	100 %	100 %	98 %	97 %	104 %	97 %
Surrogate	Bromofluorobenzene	99 %	97 %	102 %	101 %	108 %	101 %
Recovery	1,2-Dichloroethane-d4	105 %	104 %	106 %	97 %	108 %	102 %
=====fl=====fl=====fl=====fl=====fl=====fl=====fl=====							
Chloromethane	10 U	10 U	10 U	20 U	10 U	200 U	
Bromomethane	10 U	10 U	10 U	20 U	10 U	200 U	
Vinyl Chloride	10 U	10 U	10 U	20 U	10 U	200 U	
Chloroethane	10 U	10 U	10 U	20 U	10 U	200 U	
Methylene Chloride	7 B	7 B	7 B	14 B	6 B	110 B	
Acetone	10 U	10 U	10 U	20 U	10 U	200 U	
Carbon Disulfide	5 U	5 U	5 U	10 U	5 U	100 U	
1,1-Dichloroethene	5 U	96 %	97 %	10 U	5 U	100 U	
1,1-Dichloroethane	5 U	5 U	5 U	10 U	5 U	100 U	
1,2-Dichloroethene (total)	3 J	3 J	3 J	6 J	5 U	100 U	
Chloroform	1 J	1 J	1 J	2 J	5 U	100 U	
1,2-Dichloroethane	5 U	5 U	5 U	10 U	5 U	100 U	
2-Butanone	10 U	10 U	10 U	20 U	10 U	200 U	
1,1,1-Trichloroethane	5 U	5 U	5 U	10 U	5 U	27 J	
Carbon Tetrachloride	5 U	5 U	5 U	10 U	5 U	100 U	
Vinyl Acetate	10 U	10 U	10 U	20 U	10 U	200 U	
Bromodichloromethane	5 U	5 U	5 U	10 U	5 U	100 U	
1,2-Dichloropropane	5 U	5 U	5 U	10 U	5 U	100 U	
cis-1,3-Dichloropropene	5 U	5 U	5 U	10 U	5 U	100 U	
Trichloroethene	88	91 %	89 %	130	5 J	1300	
Dibromochloromethane	5 U	5 U	5 U	10 U	5 U	100 U	
1,1,2-Trichloroethane	5 U	5 U	5 U	10 U	5 U	100 U	
Benzene	5 U	98 %	98 %	10 U	5 U	100 U	
Trans-1,3-Dichloropropene	5 U	5 U	5 U	10 U	5 U	100 U	
Bromoform	5 U	5 U	5 U	10 U	5 U	100 U	
4-Methyl-2-pentanone	10 U	10 U	10 U	20 U	10 U	200 U	
2-Hexanone	10 U	10 U	10 U	20 U	10 U	200 U	
Tetrachloroethene	95	93	91	200	37	89 J	
1,1,2,2-Tetrachloroethane	5 U	5 U	5 U	10 U	5 U	100 U	

*= Outside of EPA CLP QC limits.

013

Cust ID: RFW-4A RFW-4A RFW-4A RFW-4B RFW-13 RFW-10

RFW#: 025 025 MS 025 MSD 026 027 028

	025	025 MS	025 MSD	026	027	028
Toluene	5 U	99 %	95 %	10 U	5 U	100 U
Chlorobenzene	5 U	98 %	97 %	10 U	5 U	100 U
Ethylbenzene	5 U	5 U	5 U	10 U	5 U	100 U
Styrene	5 U	5 U	5 U	10 U	5 U	100 U
Xylene (total)	5 U	5 U	5 U	10 U	5 U	100 U

*= Outside of EPA CLP QC limits.

014

Roy F. Weston, Inc. - Lionville Laboratory

Volatiles by GC/MS, HSL List

Report Date: 03/21/97 11:59

RFW Batch Number: 9702L326

Client: BLACK AND DECKER

Work Order: 02501004001 Page: 6a

Sample Information	Cust ID:	RFW-16	RFW-16 DUP.	LEISTER-1	LEISTER DAIR	LEISTER DAIR	LEISTER DAIR
	RFW#:	029	030	031	Y	Y	Y
Matrix:		WATER	WATER	WATER	WATER	WATER	WATER
D.F.:		500	500	1.00	1.00	1.00	1.00
Units:		UG/L	UG/L	UG/L	UG/L	UG/L	UG/L
Surrogate	Toluene-d8	95 %	92 %	98 %	98 %	94 %	99 %
Recovery	Bromofluorobenzene	98 %	97 %	112 %	97 %	95 %	104 %
	1,2-Dichloroethane-d4	98 %	96 %	105 %	106 %	79 %	95 %
=====fl=====fl=====fl=====fl=====fl=====fl=====fl=====							
Chloromethane		5000 U	5000 U	10 U	10 U	10 U	10 U
Bromomethane		5000 U	5000 U	10 U	10 U	10 U	10 U
Vinyl Chloride		5000 U	5000 U	10 U	10 U	10 U	10 U
Chloroethane		5000 U	5000 U	10 U	10 U	10 U	10 U
Methylene Chloride		2000 BJ	1500 BJ	5 U	7 B	5 BJ	6 B
Acetone		5000 U	5000 U	10 U	10 U	10 U	10 U
Carbon Disulfide		2500 U	2500 U	5 U	5 U	5 U	5 U
1,1-Dichloroethene		2500 U	2500 U	5 U	5 U	91 %	89 %
1,1-Dichloroethane		2500 U	2500 U	5 U	5 U	5 U	5 U
1,2-Dichloroethene (total)		2500 U	2500 U	5 U	5 U	5 U	5 U
Chloroform		2500 U	2500 U	5 U	5 U	5 U	5 U
1,2-Dichloroethane		2500 U	2500 U	5 U	5 U	5 U	5 U
2-Butanone		5000 U	5000 U	10 U	10 U	10 U	10 U
1,1,1-Trichloroethane		2500 U	2500 U	5 U	5 U	5 U	5 U
Carbon Tetrachloride		2500 U	2500 U	5 U	5 U	5 U	5 U
Vinyl Acetate		5000 U	5000 U	10 U	10 U	10 U	10 U
Bromodichloromethane		2500 U	2500 U	5 U	5 U	5 U	5 U
1,2-Dichloropropane		2500 U	2500 U	5 U	5 U	5 U	5 U
cis-1,3-Dichloropropene		2500 U	2500 U	5 U	5 U	5 U	5 U
Trichloroethene		31000	32000	5 U	5 U	94 %	95 %
Dibromochloromethane		2500 U	2500 U	5 U	5 U	5 U	5 U
1,1,2-Trichloroethane		2500 U	2500 U	5 U	5 U	5 U	5 U
Benzene		2500 U	2500 U	5 U	5 U	94 %	93 %
Trans-1,3-Dichloropropene		2500 U	2500 U	5 U	5 U	5 U	5 U
Bromoform		2500 U	2500 U	5 U	5 U	5 U	5 U
4-Methyl-2-pentanone		5000 U	5000 U	10 U	10 U	10 U	10 U
2-Hexanone		5000 U	5000 U	10 U	10 U	10 U	10 U
Tetrachloroethene		450 J	2500 U	5 U	4 J	5	7
1,1,2,2-Tetrachloroethane		2500 U	2500 U	5 U	5 U	5 U	5 U

*= Outside of EPA CLP QC limits.

015

Cust ID: RFW-16 RFW-16 DUP. LEISTER-1 LEISTER DAIR LEISTER DAIR LEISTER DAIR
 RFW#: 029 030 031 Y 032 Y 032 MS Y 032 MSD

	RFW-16	RFW-16 DUP.	LEISTER-1	LEISTER DAIR	LEISTER DAIR	LEISTER DAIR
Toluene	2500 U	2500 U	5 U	5 U	100 %	97 %
Chlorobenzene	2500 U	2500 U	5 U	5 U	97 %	98 %
Ethylbenzene	2500 U	2500 U	5 U	5 U	5 U	5 U
Styrene	2500 U	2500 U	5 U	5 U	5 U	5 U
Xylene (total)	2500 U	2500 U	5 U	5 U	5 U	5 U

*= Outside of EPA CLP QC limits.

016

RFW#: 033 034 035 036 037 97LVW052-MB1

	033	034	035	036	037	97LVW052-MB1
Toluene _____	10 U	5 U	5 U	5 U	5 U	5 U
Chlorobenzene _____	10 U	5 U	5 U	5 U	5 U	5 U
Ethylbenzene _____	10 U	5 U	5 U	5 U	5 U	5 U
Styrene _____	10 U	5 U	5 U	5 U	5 U	5 U
Xylene (total) _____	10 U	5 U	5 U	5 U	5 U	5 U

*= Outside of EPA CLP QC limits.

018

Roy F. Weston, Inc. - Lionville Laboratory

Volatiles by GC/MS, HSL List

Report Date: 03/21/97 11:59

RFW Batch Number: 9702L326

Client: BLACK AND DECKER

Work Order: 02501004001 Page: 8a

Sample Information	Cust ID: VBLKMX	VBLKMX BS	VBLKMT	VBLKMW	VBLKMW BS	VBLKMW
RFW#:	97LVW054-MB1	97LVW054-MB1	97LVW050-MB1	97LVK040-MB1	97LVK040-MB1	97LVK039-MB1
Matrix:	WATER	WATER	WATER	WATER	WATER	WATER
D.F.:	1.00	1.00	1.00	1.00	1.00	1.00
Units:	UG/L	UG/L	UG/L	UG/L	UG/L	UG/L
Toluene-d8	100 %	100 %	97 %	99 %	103 %	96 %
Surrogate Bromofluorobenzene	106 %	103 %	98 %	98 %	110 %	101 %
Recovery 1,2-Dichloroethane-d4	103 %	104 %	103 %	93 %	104 %	96 %
Chloromethane	10 U	10 U	10 U	10 U	10 U	10 U
Bromomethane	10 U	10 U	10 U	10 U	10 U	10 U
Vinyl Chloride	10 U	10 U	10 U	10 U	10 U	10 U
Chloroethane	10 U	10 U	10 U	10 U	10 U	10 U
Methylene Chloride	9	10 B	8	7	5 B	6
Acetone	3 J	3 BJ	3 J	2 J	1 BJ	2 J
Carbon Disulfide	5 U	5 U	5 U	5 U	5 U	5 U
1,1-Dichloroethene	5 U	101 %	5 U	5 U	85 %	5 U
1,1-Dichloroethane	5 U	5 U	5 U	5 U	5 U	5 U
1,2-Dichloroethene (total)	5 U	5 U	5 U	5 U	5 U	5 U
Chloroform	5 U	5 U	5 U	5 U	5 U	5 U
1,2-Dichloroethane	5 U	5 U	5 U	5 U	5 U	5 U
2-Butanone	10 U	10 U	10 U	10 U	10 U	10 U
1,1,1-Trichloroethane	5 U	5 U	5 U	5 U	5 U	5 U
Carbon Tetrachloride	5 U	5 U	5 U	5 U	5 U	5 U
Vinyl Acetate	10 U	10 U	10 U	10 U	10 U	10 U
Bromodichloromethane	5 U	5 U	5 U	5 U	5 U	5 U
1,2-Dichloropropane	5 U	5 U	5 U	5 U	5 U	5 U
cis-1,3-Dichloropropene	5 U	5 U	5 U	5 U	5 U	5 U
Trichloroethene	5 U	98 %	5 U	5 U	93 %	5 U
Dibromochloromethane	5 U	5 U	5 U	5 U	5 U	5 U
1,1,2-Trichloroethane	5 U	5 U	5 U	5 U	5 U	5 U
Benzene	5 U	100 %	5 U	5 U	97 %	5 U
Trans-1,3-Dichloropropene	5 U	5 U	5 U	5 U	5 U	5 U
Bromoform	5 U	5 U	5 U	5 U	5 U	5 U
4-Methyl-2-pentanone	10 U	10 U	10 U	10 U	10 U	10 U
2-Hexanone	10 U	10 U	10 U	10 U	10 U	10 U
Tetrachloroethene	5 U	5 U	5 U	5 U	5 U	5 U
1,1,2,2-Tetrachloroethane	5 U	5 U	5 U	5 U	5 U	5 U

610

*= Outside of EPA CLP QC limits.

Cust ID: VBLKMX

VBLKMX BS

VBLKMT

VBLKMW

VBLKMW BS

VBLKMV

RFW#: 97LVW054-MB1

97LVW054-MB1

97LVW050-MB1

97LVK040-MB1

97LVK040-MB1

97LVK039-MB1

	VBLKMX	VBLKMX BS	VBLKMT	VBLKMW	VBLKMW BS	VBLKMV
Toluene	5 U	97 %	5 U	5 U	97 %	5 U
Chlorobenzene	5 U	99 %	5 U	5 U	98 %	5 U
Ethylbenzene	5 U	5 U	5 U	5 U	5 U	5 U
Styrene	5 U	5 U	5 U	5 U	5 U	5 U
Xylene (total)	5 U	5 U	5 U	5 U	5 U	5 U

*= Outside of EPA CLP QC limits.

020

RFW#: 97LVK039-MB1

Toluene	97	%
Chlorobenzene	95	%
Ethylbenzene	5	U
Styrene	5	U
Xylene (total)	5	U

*= Outside of EPA CLP QC limits.

022

1E
VOLATILE ORGANICS ANALYSIS SHEET
TENTATIVELY IDENTIFIED COMPOUNDS

CLIENT SAMPLE NO.

EW-2

Lab Name: Roy F. Weston, Inc. Work Order: 02501004001

Client: BLACK AND DECKER

Matrix: WATER Lab Sample ID: 9702L326-001

Sample wt/vol: 5.00 (g/mL) ML Lab File ID: W022605

Level: (low/med) LOW Date Received: 02/20/97

% Moisture: not dec. _____ Date Analyzed: 02/26/97

Column: (pack/cap) CAP Dilution Factor: 20.0

Number TICs found: 0 CONCENTRATION UNITS:
(ug/L or ug/Kg) UG/L

CAS NUMBER	COMPOUND NAME	RT	EST. CONC.	Q
1.				

1E
VOLATILE ORGANICS ANALYSIS SHEET
TENTATIVELY IDENTIFIED COMPOUNDS

CLIENT SAMPLE NO.

EW-3

Lab Name: Roy F. Weston, Inc. Work Order: 02501004001

Client: BLACK AND DECKER

Matrix: WATER

Lab Sample ID: 9702L326-002

Sample wt/vol: 5.00 (g/mL) ML

Lab File ID: W022606

Level: (low/med) LOW

Date Received: 02/20/97

% Moisture: not dec.

Date Analyzed: 02/26/97

Column: (pack/cap) CAP

Dilution Factor: 10.0

Number TICs found: 0

CONCENTRATION UNITS:
(ug/L or ug/Kg) UG/L

CAS NUMBER	COMPOUND NAME	RT	EST. CONC.	Q
1.				

1E
VOLATILE ORGANICS ANALYSIS SHEET
TENTATIVELY IDENTIFIED COMPOUNDS

CLIENT SAMPLE NO.

EW-4

Lab Name: Roy F. Weston, Inc. Work Order: 02501004001

Client: BLACK AND DECKER

Matrix: WATER

Lab Sample ID: 9702L326-003

Sample wt/vol: 5.00 (g/mL) ML

Lab File ID: W022607

Level: (low/med) LOW

Date Received: 02/20/97

% Moisture: not dec.

Date Analyzed: 02/26/97

Column: (pack/cap) CAP

Dilution Factor: 25.0

Number TICs found: 0

CONCENTRATION UNITS:
(ug/L or ug/Kg) UG/L

CAS NUMBER	COMPOUND NAME	RT	EST. CONC.	Q
1.				

1E
VOLATILE ORGANICS ANALYSIS SHEET
TENTATIVELY IDENTIFIED COMPOUNDS

CLIENT SAMPLE NO.

EW-5

Lab Name: Roy F. Weston, Inc. Work Order: 02501004001

Client: BLACK AND DECKER

Matrix: WATER

Lab Sample ID: 9702L326-004

Sample wt/vol: 5.00 (g/mL) ML

Lab File ID: W022806

Level: (low/med) LOW

Date Received: 02/20/97

% Moisture: not dec.

Date Analyzed: 02/28/97

Column: (pack/cap) CAP

Dilution Factor: 10.0

Number TICs found: 0

CONCENTRATION UNITS:
(ug/L or ug/Kg) UG/L

CAS NUMBER	COMPOUND NAME	RT	EST. CONC.	Q
1.				

1E
VOLATILE ORGANICS ANALYSIS SHEET
TENTATIVELY IDENTIFIED COMPOUNDS

CLIENT SAMPLE NO.

EW-6

Lab Name: Roy F. Weston, Inc. Work Order: 02501004001

Client: BLACK AND DECKER

Matrix: WATER

Lab Sample ID: 9702L326-005

Sample wt/vol: 5.00 (g/mL) ML

Lab File ID: W022609

Level: (low/med) LOW

Date Received: 02/20/97

% Moisture: not dec.

Date Analyzed: 02/26/97

Column: (pack/cap) CAP

Dilution Factor: 1.00

Number TICs found: 0

CONCENTRATION UNITS:
(ug/L or ug/Kg) UG/L

CAS NUMBER	COMPOUND NAME	RT	EST. CONC.	Q
1.				

1E
VOLATILE ORGANICS ANALYSIS SHEET
TENTATIVELY IDENTIFIED COMPOUNDS

CLIENT SAMPLE NO.

EW-7

Lab Name: Roy F. Weston, Inc. Work Order: 02501004001

Client: BLACK AND DECKER

Matrix: WATER

Lab Sample ID: 9702L326-006

Sample wt/vol: 5.00 (g/mL) ML

Lab File ID: W022406

Level: (low/med) LOW

Date Received: 02/20/97

% Moisture: not dec.

Date Analyzed: 02/24/97

Column: (pack/cap) CAP

Dilution Factor: 1.00

Number TICs found: 0

CONCENTRATION UNITS:
(ug/L or ug/Kg) UG/L

CAS NUMBER	COMPOUND NAME	RT	EST. CONC.	Q
1.				

1E
VOLATILE ORGANICS ANALYSIS SHEET
TENTATIVELY IDENTIFIED COMPOUNDS

CLIENT SAMPLE NO.

EW-8

Lab Name: Roy F. Weston, Inc. Work Order: 02501004001

Client: BLACK AND DECKER

Matrix: WATER

Lab Sample ID: 9702L326-007

Sample wt/vol: 5.00 (g/mL) ML

Lab File ID: W022610

Level: (low/med) LOW

Date Received: 02/20/97

% Moisture: not dec.

Date Analyzed: 02/26/97

Column: (pack/cap) CAP

Dilution Factor: 2.00

Number TICs found: 0

CONCENTRATION UNITS:
(ug/L or ug/Kg) UG/L

CAS NUMBER	COMPOUND NAME	RT	EST. CONC.	Q
1.				

1E
VOLATILE ORGANICS ANALYSIS SHEET
TENTATIVELY IDENTIFIED COMPOUNDS

CLIENT SAMPLE NO.

EW-9

Lab Name: Roy F. Weston, Inc. Work Order: 02501004001

Client: BLACK AND DECKER

Matrix: WATER

Lab Sample ID: 9702L326-008

Sample wt/vol: 5.00 (g/mL) ML

Lab File ID: W022611

Level: (low/med) LOW

Date Received: 02/20/97

% Moisture: not dec.

Date Analyzed: 02/26/97

Column: (pack/cap) CAP

Dilution Factor: 5.00

Number TICs found: 0

CONCENTRATION UNITS:
(ug/L or ug/Kg) UG/L

CAS NUMBER	COMPOUND NAME	RT	EST. CONC.	Q
1.				

1E
VOLATILE ORGANICS ANALYSIS SHEET
TENTATIVELY IDENTIFIED COMPOUNDS

CLIENT SAMPLE NO.

EW-10

Lab Name: Roy F. Weston, Inc. Work Order: 02501004001

Client: BLACK AND DECKER

Matrix: WATER Lab Sample ID: 9702L326-009

Sample wt/vol: 5.00 (g/mL) ML Lab File ID: W022407

Level: (low/med) LOW Date Received: 02/20/97

% Moisture: not dec. _____ Date Analyzed: 02/24/97

Column: (pack/cap) CAP Dilution Factor: 1.00

Number TICs found: 0 CONCENTRATION UNITS:
(ug/L or ug/Kg) UG/L

CAS NUMBER	COMPOUND NAME	RT	EST. CONC.	Q
1.				

1E
VOLATILE ORGANICS ANALYSIS SHEET
TENTATIVELY IDENTIFIED COMPOUNDS

CLIENT SAMPLE NO.

EW-3 DUP.

Lab Name: Roy F. Weston, Inc. Work Order: 02501004001

Client: BLACK AND DECKER

Matrix: WATER Lab Sample ID: 9702L326-010

Sample wt/vol: 5.00 (g/mL) ML Lab File ID: W022612

Level: (low/med) LOW Date Received: 02/20/97

% Moisture: not dec. Date Analyzed: 02/26/97

Column: (pack/cap) CAP Dilution Factor: 10.0

Number TICs found: 0 CONCENTRATION UNITS:
(ug/L or ug/Kg) UG/L

CAS NUMBER	COMPOUND NAME	RT	EST. CONC.	Q
1.				

1E
VOLATILE ORGANICS ANALYSIS SHEET
TENTATIVELY IDENTIFIED COMPOUNDS

CLIENT SAMPLE NO.

RFW-18

Lab Name: Roy F. Weston, Inc. Work Order: 02501004001

Client: BLACK AND DECKER

Matrix: WATER

Lab Sample ID: 9702L326-011

Sample wt/vol: 5.00 (g/mL) ML

Lab File ID: W022408

Level: (low/med) LOW

Date Received: 02/20/97

% Moisture: not dec.

Date Analyzed: 02/24/97

Column: (pack/cap) CAP

Dilution Factor: 1.00

Number TICs found: 0

CONCENTRATION UNITS:
(ug/L or ug/Kg) UG/L

CAS NUMBER	COMPOUND NAME	RT	EST. CONC.	Q
1.				

1E
VOLATILE ORGANICS ANALYSIS SHEET
TENTATIVELY IDENTIFIED COMPOUNDS

CLIENT SAMPLE NO.

RFW-19

Lab Name: Roy F. Weston, Inc. Work Order: 02501004001

Client: BLACK AND DECKER

Matrix: WATER

Lab Sample ID: 9702L326-012

Sample wt/vol: 5.00 (g/mL) ML

Lab File ID: W022409

Level: (low/med) LOW

Date Received: 02/20/97

% Moisture: not dec.

Date Analyzed: 02/24/97

Column: (pack/cap) CAP

Dilution Factor: 1.00

Number TICs found: 0

CONCENTRATION UNITS:
(ug/L or ug/Kg) UG/L

CAS NUMBER	COMPOUND NAME	RT	EST. CONC.	Q
1.				

1E
VOLATILE ORGANICS ANALYSIS SHEET
TENTATIVELY IDENTIFIED COMPOUNDS

CLIENT SAMPLE NO.

RFW-2A

Lab Name: Roy F. Weston, Inc. Work Order: 02501004001

Client: BLACK AND DECKER

Matrix: WATER

Lab Sample ID: 9702L326-013

Sample wt/vol: 5.00 (g/mL) ML

Lab File ID: W022410

Level: (low/med) LOW

Date Received: 02/20/97

% Moisture: not dec.

Date Analyzed: 02/24/97

Column: (pack/cap) CAP

Dilution Factor: 1.00

Number TICs found: 0

CONCENTRATION UNITS:
(ug/L or ug/Kg) UG/L

CAS NUMBER	COMPOUND NAME	RT	EST. CONC.	Q
1.				

1E
VOLATILE ORGANICS ANALYSIS SHEET
TENTATIVELY IDENTIFIED COMPOUNDS

CLIENT SAMPLE NO.

RFW-2B

Lab Name: Roy F. Weston, Inc. Work Order: 02501004001

Client: BLACK AND DECKER

Matrix: WATER Lab Sample ID: 9702L326-014

Sample wt/vol: 5.00 (g/mL) ML Lab File ID: W022411

Level: (low/med) LOW Date Received: 02/20/97

% Moisture: not dec. Date Analyzed: 02/24/97

Column: (pack/cap) CAP Dilution Factor: 1.00

Number TICs found: 0

CONCENTRATION UNITS:
(ug/L or ug/Kg) UG/L

CAS NUMBER	COMPOUND NAME	RT	EST. CONC.	Q
1.				

1E
VOLATILE ORGANICS ANALYSIS SHEET
TENTATIVELY IDENTIFIED COMPOUNDS

CLIENT SAMPLE NO.

RFW-17

Lab Name: Roy F. Weston, Inc. Work Order: 02501004001

Client: BLACK AND DECKER

Matrix: WATER

Lab Sample ID: 9702L326-015

Sample wt/vol: 5.00 (g/mL) ML

Lab File ID: W022412

Level: (low/med) LOW

Date Received: 02/20/97

% Moisture: not dec.

Date Analyzed: 02/24/97

Column: (pack/cap) CAP

Dilution Factor: 1.00

Number TICs found: 0

CONCENTRATION UNITS:
(ug/L or ug/Kg) UG/L

CAS NUMBER	COMPOUND NAME	RT	EST. CONC.	Q
1.				

1E
VOLATILE ORGANICS ANALYSIS SHEET
TENTATIVELY IDENTIFIED COMPOUNDS

CLIENT SAMPLE NO.

RFW-1A

Lab Name: Roy F. Weston, Inc. Work Order: 02501004001

Client: BLACK AND DECKER

Matrix: WATER Lab Sample ID: 9702L326-016

Sample wt/vol: 5.00 (g/mL) ML Lab File ID: W022413

Level: (low/med) LOW Date Received: 02/20/97

% Moisture: not dec. _____ Date Analyzed: 02/24/97

Column: (pack/cap) CAP Dilution Factor: 1.00

Number TICs found: 0 CONCENTRATION UNITS:
(ug/L or ug/Kg) UG/L

CAS NUMBER	COMPOUND NAME	RT	EST. CONC.	Q
1.				

1E
VOLATILE ORGANICS ANALYSIS SHEET
TENTATIVELY IDENTIFIED COMPOUNDS

CLIENT SAMPLE NO.

RFW-1B

Lab Name: Roy F. Weston, Inc. Work Order: 02501004001

Client: BLACK AND DECKER

Matrix: WATER

Lab Sample ID: 9702L326-017

Sample wt/vol: 5.00 (g/mL) ML

Lab File ID: W022414

Level: (low/med) LOW

Date Received: 02/20/97

% Moisture: not dec. _____

Date Analyzed: 02/24/97

Column: (pack/cap) CAP

Dilution Factor: 1.00

Number TICs found: 0

CONCENTRATION UNITS:
(ug/L or ug/Kg) UG/L

CAS NUMBER	COMPOUND NAME	RT	EST. CONC.	Q
1.				

1E
VOLATILE ORGANICS ANALYSIS SHEET
TENTATIVELY IDENTIFIED COMPOUNDS

CLIENT SAMPLE NO.

RFW-7

Lab Name: Roy F. Weston, Inc. Work Order: 02501004001

Client: BLACK AND DECKER

Matrix: WATER Lab Sample ID: 9702L326-018

Sample wt/vol: 5.00 (g/mL) ML Lab File ID: W022415

Level: (low/med) LOW Date Received: 02/20/97

% Moisture: not dec. _____ Date Analyzed: 02/24/97

Column: (pack/cap) CAP Dilution Factor: 1.00

Number TICs found: 0 CONCENTRATION UNITS:
(ug/L or ug/Kg) UG/L

CAS NUMBER	COMPOUND NAME	RT	EST. CONC.	Q
1.				

1E
VOLATILE ORGANICS ANALYSIS SHEET
TENTATIVELY IDENTIFIED COMPOUNDS

CLIENT SAMPLE NO.

RFW-6

Lab Name: Roy F. Weston, Inc. Work Order: 02501004001

Client: BLACK AND DECKER

Matrix: WATER

Lab Sample ID: 9702L326-019

Sample wt/vol: 5.00 (g/mL) ML

Lab File ID: W022416

Level: (low/med) LOW

Date Received: 02/20/97

% Moisture: not dec.

Date Analyzed: 02/25/97

Column: (pack/cap) CAP

Dilution Factor: 1.00

Number TICs found: 0

CONCENTRATION UNITS:
(ug/L or ug/Kg) UG/L

CAS NUMBER	COMPOUND NAME	RT	EST. CONC.	Q
1.				

1E
VOLATILE ORGANICS ANALYSIS SHEET
TENTATIVELY IDENTIFIED COMPOUNDS

CLIENT SAMPLE NO.

RFW-11A

Lab Name: Roy F. Weston, Inc. Work Order: 02501004001

Client: BLACK AND DECKER

Matrix: WATER

Lab Sample ID: 9702L326-020

Sample wt/vol: 5.00 (g/mL) ML

Lab File ID: W022613

Level: (low/med) LOW

Date Received: 02/20/97

% Moisture: not dec.

Date Analyzed: 02/26/97

Column: (pack/cap) CAP

Dilution Factor: 1.00

Number TICs found: 0

CONCENTRATION UNITS:
(ug/L or ug/Kg) UG/L

CAS NUMBER	COMPOUND NAME	RT	EST. CONC.	Q
1.				

1E
VOLATILE ORGANICS ANALYSIS SHEET
TENTATIVELY IDENTIFIED COMPOUNDS

CLIENT SAMPLE NO.

RFW-11B

Lab Name: Roy F. Weston, Inc. Work Order: 02501004001

Client: BLACK AND DECKER

Matrix: WATER Lab Sample ID: 9702L326-021

Sample wt/vol: 5.00 (g/mL) ML Lab File ID: W022614

Level: (low/med) LOW Date Received: 02/20/97

% Moisture: not dec. _____ Date Analyzed: 02/26/97

Column: (pack/cap) CAP Dilution Factor: 1.00

Number TICs found: 0 CONCENTRATION UNITS:
(ug/L or ug/Kg) UG/L

CAS NUMBER	COMPOUND NAME	RT	EST. CONC.	Q
1.				

1E
VOLATILE ORGANICS ANALYSIS SHEET
TENTATIVELY IDENTIFIED COMPOUNDS

CLIENT SAMPLE NO.

RFW-3B

Lab Name: Roy F. Weston, Inc. Work Order: 02501004001

Client: BLACK AND DECKER

Matrix: WATER

Lab Sample ID: 9702L326-022

Sample wt/vol: 5.00 (g/mL) ML

Lab File ID: W022615

Level: (low/med) LOW

Date Received: 02/20/97

% Moisture: not dec. _____

Date Analyzed: 02/26/97

Column: (pack/cap) CAP

Dilution Factor: 1.00

Number TICs found: 0

CONCENTRATION UNITS:
(ug/L or ug/Kg) UG/L

CAS NUMBER	COMPOUND NAME	RT	EST. CONC.	Q
1.				

1E
VOLATILE ORGANICS ANALYSIS SHEET
TENTATIVELY IDENTIFIED COMPOUNDS

CLIENT SAMPLE NO.

RFW-12B

Lab Name: Roy F. Weston, Inc. Work Order: 02501004001

Client: BLACK AND DECKER

Matrix: WATER

Lab Sample ID: 9702L326-023

Sample wt/vol: 5.00 (g/mL) ML

Lab File ID: W022616

Level: (low/med) LOW

Date Received: 02/20/97

% Moisture: not dec.

Date Analyzed: 02/26/97

Column: (pack/cap) CAP

Dilution Factor: 25.0

Number TICs found: 0

CONCENTRATION UNITS:
(ug/L or ug/Kg) UG/L

CAS NUMBER	COMPOUND NAME	RT	EST. CONC.	Q
1.				

1E
VOLATILE ORGANICS ANALYSIS SHEET
TENTATIVELY IDENTIFIED COMPOUNDS

CLIENT SAMPLE NO.

RFW-9

Lab Name: Roy F. Weston, Inc. Work Order: 02501004001

Client: BLACK AND DECKER

Matrix: WATER Lab Sample ID: 9702L326-024

Sample wt/vol: 5.00 (g/mL) ML Lab File ID: k022716

Level: (low/med) LOW Date Received: 02/20/97

% Moisture: not dec. _____ Date Analyzed: 02/27/97

Column: (pack/cap) CAP Dilution Factor: 1.00

Number TICs found: 0 CONCENTRATION UNITS:
(ug/L or ug/Kg) UG/L

CAS NUMBER	COMPOUND NAME	RT	EST. CONC.	Q
1.				

1E
VOLATILE ORGANICS ANALYSIS SHEET
TENTATIVELY IDENTIFIED COMPOUNDS

CLIENT SAMPLE NO.

RFW-4A

Lab Name: Roy F. Weston, Inc. Work Order: 02501004001

Client: BLACK AND DECKER

Matrix: WATER

Lab Sample ID: 9702L326-025

Sample wt/vol: 5.00 (g/mL) ML

Lab File ID: W022807

Level: (low/med) LOW

Date Received: 02/20/97

% Moisture: not dec.

Date Analyzed: 02/28/97

Column: (pack/cap) CAP

Dilution Factor: 1.00

Number TICs found: 0

CONCENTRATION UNITS:
(ug/L or ug/Kg) UG/L

CAS NUMBER	COMPOUND NAME	RT	EST. CONC.	Q
1.				

1E
VOLATILE ORGANICS ANALYSIS SHEET
TENTATIVELY IDENTIFIED COMPOUNDS

CLIENT SAMPLE NO.

RFW-4B

Lab Name: Roy F. Weston, Inc. Work Order: 02501004001

Client: BLACK AND DECKER

Matrix: WATER

Lab Sample ID: 9702L326-026

Sample wt/vol: 5.00 (g/mL) ML

Lab File ID: k022714

Level: (low/med) LOW

Date Received: 02/20/97

% Moisture: not dec.

Date Analyzed: 02/27/97

Column: (pack/cap) CAP

Dilution Factor: 2.00

Number TICs found: 1

CONCENTRATION UNITS:
(ug/L or ug/Kg) UG/L

CAS NUMBER	COMPOUND NAME	RT	EST. CONC.	Q
1.	SILOXANE	10.904	10	J

1E
VOLATILE ORGANICS ANALYSIS SHEET
TENTATIVELY IDENTIFIED COMPOUNDS

CLIENT SAMPLE NO.

RFW-13

Lab Name: Roy F. Weston, Inc. Work Order: 02501004001

Client: BLACK AND DECKER

Matrix: WATER

Lab Sample ID: 9702L326-027

Sample wt/vol: 5.00 (g/mL) ML

Lab File ID: k022713

Level: (low/med) LOW

Date Received: 02/20/97

% Moisture: not dec.

Date Analyzed: 02/27/97

Column: (pack/cap) CAP

Dilution Factor: 1.00

Number TICs found: 0

CONCENTRATION UNITS:
(ug/L or ug/Kg) UG/L

CAS NUMBER	COMPOUND NAME	RT	EST. CONC.	Q
1.				

1E
VOLATILE ORGANICS ANALYSIS SHEET
TENTATIVELY IDENTIFIED COMPOUNDS

CLIENT SAMPLE NO.

RFW-10

Lab Name: Roy F. Weston, Inc. Work Order: 02501004001

Client: BLACK AND DECKER

Matrix: WATER Lab Sample ID: 9702L326-028

Sample wt/vol: 5.00 (g/mL) ML Lab File ID: k022712

Level: (low/med) LOW Date Received: 02/20/97

% Moisture: not dec. _____ Date Analyzed: 02/27/97

Column: (pack/cap) CAP Dilution Factor: 20.0

Number TICs found: 0 CONCENTRATION UNITS:
(ug/L or ug/Kg) UG/L

CAS NUMBER	COMPOUND NAME	RT	EST. CONC.	Q
1.				

1E
VOLATILE ORGANICS ANALYSIS SHEET
TENTATIVELY IDENTIFIED COMPOUNDS

CLIENT SAMPLE NO.

RFW-16

Lab Name: Roy F. Weston, Inc. Work Order: 02501004001

Client: BLACK AND DECKER

Matrix: WATER

Lab Sample ID: 9702L326-029

Sample wt/vol: 5.00 (g/mL) ML

Lab File ID: k022711

Level: (low/med) LOW

Date Received: 02/20/97

% Moisture: not dec.

Date Analyzed: 02/27/97

Column: (pack/cap) CAP

Dilution Factor: 500

Number TICs found: 0

CONCENTRATION UNITS:
(ug/L or ug/Kg) UG/L

CAS NUMBER	COMPOUND NAME	RT	EST. CONC.	Q
1.				

1E
VOLATILE ORGANICS ANALYSIS SHEET
TENTATIVELY IDENTIFIED COMPOUNDS

CLIENT SAMPLE NO.

RFW-16 DUP.

Lab Name: Roy F. Weston, Inc. Work Order: 02501004001

Client: BLACK AND DECKER

Matrix: WATER

Lab Sample ID: 9702L326-030

Sample wt/vol: 5.00 (g/mL) ML

Lab File ID: k022710

Level: (low/med) LOW

Date Received: 02/20/97

% Moisture: not dec.

Date Analyzed: 02/27/97

Column: (pack/cap) CAP

Dilution Factor: 500

Number TICs found: 0

CONCENTRATION UNITS:
(ug/L or ug/Kg) UG/L

CAS NUMBER	COMPOUND NAME	RT	EST. CONC.	Q
1.				

1E
VOLATILE ORGANICS ANALYSIS SHEET
TENTATIVELY IDENTIFIED COMPOUNDS

CLIENT SAMPLE NO.

LEISTER-1

Lab Name: Roy F. Weston, Inc. Work Order: 02501004001

Client: BLACK AND DECKER

Matrix: WATER

Lab Sample ID: 9702L326-031

Sample wt/vol: 5.00 (g/mL) ML

Lab File ID: k022709

Level: (low/med) LOW

Date Received: 02/20/97

% Moisture: not dec. _____

Date Analyzed: 02/27/97

Column: (pack/cap) CAP

Dilution Factor: 1.00

Number TICs found: 0

CONCENTRATION UNITS:
(ug/L or ug/Kg) UG/L

CAS NUMBER	COMPOUND NAME	RT	EST. CONC.	Q
1.				

VOLATILE ORGANICS ANALYSIS SHEET
TENTATIVELY IDENTIFIED COMPOUNDS

LEISTER DAIRY

Lab Name: Roy F. Weston, Inc. Work Order: 02501004001

Client: BLACK AND DECKER

Matrix: WATER

Lab Sample ID: 9702L326-032

Sample wt/vol: 5.00 (g/mL) ML

Lab File ID: k022612

Level: (low/med) LOW

Date Received: 02/20/97

% Moisture: not dec.

Date Analyzed: 02/26/97

Column: (pack/cap) CAP

Dilution Factor: 1.00

Number TICs found: 0

CONCENTRATION UNITS:
(ug/L or ug/Kg) UG/L

CAS NUMBER	COMPOUND NAME	RT	EST. CONC.	Q
1.				

1E
VOLATILE ORGANICS ANALYSIS SHEET
TENTATIVELY IDENTIFIED COMPOUNDS

CLIENT SAMPLE NO.

LEISTER-2

Lab Name: Roy F. Weston, Inc. Work Order: 02501004001

Client: BLACK AND DECKER

Matrix: WATER

Lab Sample ID: 9702L326-033

Sample wt/vol: 5.00 (g/mL) ML

Lab File ID: k022611

Level: (low/med) LOW

Date Received: 02/20/97

% Moisture: not dec.

Date Analyzed: 02/26/97

Column: (pack/cap) CAP

Dilution Factor: 2.00

Number TICs found: 0

CONCENTRATION UNITS:
(ug/L or ug/Kg) UG/L

CAS NUMBER	COMPOUND NAME	RT	EST. CONC.	Q
1.				

1E
VOLATILE ORGANICS ANALYSIS SHEET
TENTATIVELY IDENTIFIED COMPOUNDS

CLIENT SAMPLE NO.

HAMP-22

Lab Name: Roy F. Weston, Inc. Work Order: 02501004001

Client: BLACK AND DECKER

Matrix: WATER

Lab Sample ID: 9702L326-034

Sample wt/vol: 5.00 (g/mL) ML

Lab File ID: k022610

Level: (low/med) LOW

Date Received: 02/20/97

% Moisture: not dec.

Date Analyzed: 02/26/97

Column: (pack/cap) CAP

Dilution Factor: 1.00

Number TICs found: 0

CONCENTRATION UNITS:
(ug/L or ug/Kg) UG/L

CAS NUMBER	COMPOUND NAME	RT	EST. CONC.	Q
1.				

1E
VOLATILE ORGANICS ANALYSIS SHEET
TENTATIVELY IDENTIFIED COMPOUNDS

CLIENT SAMPLE NO.

HAMP-23

Lab Name: Roy F. Weston, Inc. Work Order: 02501004001

Client: BLACK AND DECKER

Matrix: WATER Lab Sample ID: 9702L326-035

Sample wt/vol: 5.00 (g/mL) ML Lab File ID: k022609

Level: (low/med) LOW Date Received: 02/20/97

% Moisture: not dec. _____ Date Analyzed: 02/26/97

Column: (pack/cap) CAP Dilution Factor: 1.00

Number TICs found: 0 CONCENTRATION UNITS:
(ug/L or ug/Kg) UG/L

CAS NUMBER	COMPOUND NAME	RT	EST. CONC.	Q
1.				

1E
VOLATILE ORGANICS ANALYSIS SHEET
TENTATIVELY IDENTIFIED COMPOUNDS

CLIENT SAMPLE NO.

TRIP BLANK

Lab Name: Roy F. Weston, Inc. Work Order: 02501004001

Client: BLACK AND DECKER

Matrix: WATER

Lab Sample ID: 9702L326-036

Sample wt/vol: 5.00 (g/mL) ML

Lab File ID: k022608

Level: (low/med) LOW

Date Received: 02/20/97

% Moisture: not dec.

Date Analyzed: 02/26/97

Column: (pack/cap) CAP

Dilution Factor: 1.00

Number TICs found: 0

CONCENTRATION UNITS:
(ug/L or ug/Kg) UG/L

CAS NUMBER	COMPOUND NAME	RT	EST. CONC.	Q
1.				

1E
VOLATILE ORGANICS ANALYSIS SHEET
TENTATIVELY IDENTIFIED COMPOUNDS

CLIENT SAMPLE NO.

FIELD BLANK

Lab Name: Roy F. Weston, Inc. Work Order: 02501004001

Client: BLACK AND DECKER

Matrix: WATER

Lab Sample ID: 9702L326-037

Sample wt/vol: 5.00 (g/mL) ML

Lab File ID: k022607

Level: (low/med) LOW

Date Received: 02/20/97

% Moisture: not dec.

Date Analyzed: 02/26/97

Column: (pack/cap) CAP

Dilution Factor: 1.00

Number TICs found: 0

CONCENTRATION UNITS:
(ug/L or ug/Kg) UG/L

CAS NUMBER	COMPOUND NAME	RT	EST. CONC.	Q
1.				

1E
VOLATILE ORGANICS ANALYSIS SHEET
TENTATIVELY IDENTIFIED COMPOUNDS

CLIENT SAMPLE NO.

VBLKMU

Lab Name: Roy F. Weston, Inc. Work Order: 02501004001

Client: BLACK AND DECKER

Matrix: WATER Lab Sample ID: 97LVW052-MB1

Sample wt/vol: 5.00 (g/mL) ML Lab File ID: W022604

Level: (low/med) LOW Date Received: 02/26/97

% Moisture: not dec. _____ Date Analyzed: 02/26/97

Column: (pack/cap) CAP Dilution Factor: 1.00

Number TICs found: 0 CONCENTRATION UNITS:
(ug/L or ug/Kg) UG/L

CAS NUMBER	COMPOUND NAME	RT	EST. CONC.	Q
1.				

1E
VOLATILE ORGANICS ANALYSIS SHEET
TENTATIVELY IDENTIFIED COMPOUNDS

CLIENT SAMPLE NO.

VBLKMX

Lab Name: Roy F. Weston, Inc. Work Order: 02501004001

Client: BLACK AND DECKER

Matrix: WATER

Lab Sample ID: 97LVW054-MB1

Sample wt/vol: 5.00 (g/mL) ML

Lab File ID: W022804

Level: (low/med) LOW

Date Received: 02/28/97

% Moisture: not dec.

Date Analyzed: 02/28/97

Column: (pack/cap) CAP

Dilution Factor: 1.00

Number TICs found: 0

CONCENTRATION UNITS:
(ug/L or ug/Kg) UG/L

CAS NUMBER	COMPOUND NAME	RT	EST. CONC.	Q
1.				

1E
VOLATILE ORGANICS ANALYSIS SHEET
TENTATIVELY IDENTIFIED COMPOUNDS

CLIENT SAMPLE NO.

VBLKMT

Lab Name: Roy F. Weston, Inc. Work Order: 02501004001

Client: BLACK AND DECKER

Matrix: WATER

Lab Sample ID: 97LVW050-MB1

Sample wt/vol: 5.00 (g/mL) ML

Lab File ID: W022404

Level: (low/med) LOW

Date Received: 02/24/97

% Moisture: not dec.

Date Analyzed: 02/24/97

Column: (pack/cap) CAP

Dilution Factor: 1.00

Number TICs found: 0

CONCENTRATION UNITS:
(ug/L or ug/Kg) UG/L

CAS NUMBER	COMPOUND NAME	RT	EST. CONC.	Q
1.				

1E
VOLATILE ORGANICS ANALYSIS SHEET
TENTATIVELY IDENTIFIED COMPOUNDS

CLIENT SAMPLE NO.

VBLKMW

Lab Name: Roy F. Weston, Inc. Work Order: 02501004001

Client: BLACK AND DECKER

Matrix: WATER

Lab Sample ID: 97LVK040-MB1

Sample wt/vol: 5.00 (g/mL) ML

Lab File ID: k022705

Level: (low/med) LOW

Date Received: 02/27/97

% Moisture: not dec.

Date Analyzed: 02/27/97

Column: (pack/cap) CAP

Dilution Factor: 1.00

Number TICs found: 0

CONCENTRATION UNITS:
(ug/L or ug/Kg) UG/L

CAS NUMBER	COMPOUND NAME	RT	EST. CONC.	Q
1.				

1E
VOLATILE ORGANICS ANALYSIS SHEET
TENTATIVELY IDENTIFIED COMPOUNDS

CLIENT SAMPLE NO.

VBLKMV

Lab Name: Roy F. Weston, Inc. Work Order: 02501004001

Client: BLACK AND DECKER

Matrix: WATER

Lab Sample ID: 97LVK039-MB1

Sample wt/vol: 5.00 (g/mL) ML

Lab File ID: k022605

Level: (low/med) LOW

Date Received: 02/26/97

% Moisture: not dec. _____

Date Analyzed: 02/26/97

Column: (pack/cap) CAP

Dilution Factor: 1.00

Number TICs found: 0

CONCENTRATION UNITS:
(ug/L or ug/Kg) UG/L

CAS NUMBER	COMPOUND NAME	RT	EST. CONC.	Q
1.				

Roy F. Weston, Inc. - Lionville Laboratory
 VOA ANALYTICAL DATA PACKAGE FOR
 BLACK AND DECKER

DATE RECEIVED: 02/20/97

RFW LOT # :9702L326

CLIENT ID	RFW #	MTX	PREP #	COLLECTION	EXTR/PREP	ANALYSIS
EW-2	001	W	97LVW052	02/19/97	N/A	02/26/97
EW-3	002	W	97LVW052	02/19/97	N/A	02/26/97
EW-4	003	W	97LVW052	02/18/97	N/A	02/26/97
EW-5	004	W	97LVW054	02/18/97	N/A	02/28/97
EW-6	005	W	97LVW052	02/18/97	N/A	02/26/97
EW-7	006	W	97LVW050	02/18/97	N/A	02/24/97
EW-8	007	W	97LVW052	02/18/97	N/A	02/26/97
EW-9	008	W	97LVW052	02/18/97	N/A	02/26/97
EW-10	009	W	97LVW050	02/18/97	N/A	02/24/97
EW-3 DUP.	010	W	97LVW052	02/19/97	N/A	02/26/97
RFW-18	011	W	97LVW050	02/18/97	N/A	02/24/97
RFW-19	012	W	97LVW050	02/18/97	N/A	02/24/97
RFW-2A	013	W	97LVW050	02/18/97	N/A	02/24/97
RFW-2B	014	W	97LVW050	02/18/97	N/A	02/24/97
RFW-17	015	W	97LVW050	02/18/97	N/A	02/24/97
RFW-1A	016	W	97LVW050	02/18/97	N/A	02/24/97
RFW-1B	017	W	97LVW050	02/19/97	N/A	02/24/97
RFW-7	018	W	97LVW050	02/18/97	N/A	02/24/97
RFW-6	019	W	97LVW050	02/19/97	N/A	02/25/97
RFW-11A	020	W	97LVW052	02/19/97	N/A	02/26/97
RFW-11B	021	W	97LVW052	02/19/97	N/A	02/26/97
RFW-3B	022	W	97LVW052	02/19/97	N/A	02/26/97
RFW-12B	023	W	97LVW052	02/20/97	N/A	02/26/97
RFW-9	024	W	97LVK040	02/19/97	N/A	02/27/97
RFW-4A	025	W	97LVW054	02/19/97	N/A	02/28/97
RFW-4A	025 MS	W	97LVW054	02/19/97	N/A	02/28/97
RFW-4A	025 MSD	W	97LVW054	02/19/97	N/A	02/28/97
RFW-4B	026	W	97LVK040	02/19/97	N/A	02/27/97
RFW-13	027	W	97LVK040	02/19/97	N/A	02/27/97
RFW-10	028	W	97LVK040	02/19/97	N/A	02/27/97
RFW-16	029	W	97LVK040	02/19/97	N/A	02/27/97
RFW-16 DUP.	030	W	97LVK040	02/19/97	N/A	02/27/97
LEISTER-1	031	W	97LVK040	02/18/97	N/A	02/27/97
LEISTER DAIRY	032	W	97LVK039	02/18/97	N/A	02/26/97
LEISTER DAIRY	032 MS	W	97LVK040	02/18/97	N/A	02/27/97
LEISTER DAIRY	032 MSD	W	97LVK040	02/18/97	N/A	02/27/97
LEISTER-2	033	W	97LVK039	02/18/97	N/A	02/26/97
HAMP-22	034	W	97LVK039	02/19/97	N/A	02/26/97

Roy F. Weston, Inc. - Lionville Laboratory
 VOA ANALYTICAL DATA PACKAGE FOR
 BLACK AND DECKER

DATE RECEIVED: 02/20/97

RFW LOT # :9702L326

CLIENT ID	RFW #	MTX	PREP #	COLLECTION	EXTR/PREP	ANALYSIS
HAMP-23	035	W	97LVK039	02/19/97	N/A	02/26/97
TRIP BLANK	036	W	97LVK039	02/18/97	N/A	02/26/97
FIELD BLANK	037	W	97LVK039	02/19/97	N/A	02/26/97

LAB QC:

VBLKMU	MB1	W	97LVW052	N/A	N/A	02/26/97
VBLKMX	MB1	W	97LVW054	N/A	N/A	02/28/97
VBLKMX	MB1 BS	W	97LVW054	N/A	N/A	02/28/97
VBLKMT	MB1	W	97LVW050	N/A	N/A	02/24/97
VBLKMW	MB1	W	97LVK040	N/A	N/A	02/27/97
VBLKMW	MB1 BS	W	97LVK040	N/A	N/A	02/27/97
VBLKMV	MB1	W	97LVK039	N/A	N/A	02/26/97
VBLKMV	MB1 BS	W	97LVK039	N/A	N/A	02/26/97

CCMSWA
Sue Perkle

WESTON Analytics Use Only

Custody Transfer Record/Lab Work Request

92 9702L326
2021/2/19
Black & Decker

Client CONF. HAMPSHIRE	Refrigerator #	Liquid <input checked="" type="checkbox"/>	Solid <input type="checkbox"/>
Est. Final Proj. Sampling Date 20 FEB 97	#/Type Container	Liquid <input checked="" type="checkbox"/>	Solid <input type="checkbox"/>
Work Order # 02501-004-001-4400-00	Volume	Liquid <input checked="" type="checkbox"/>	Solid <input type="checkbox"/>
Project Contact/Phone # CHRIS HARRIS / X7203	Preservatives	HCl	
AD Project Manager RYANNA SAGGES	ANALYSES REQUESTED	ORGANIC	
QC STD Del STD TAT Standard 4 hrs	DATE REC'D 2/10/97	VOA	BNA
Account # 0100000000	Date Due 3/13/97	Pest/PCB	Herb
		INORG	
		Metal	CN

067

- MATRIX CODES:**
- S - Soil
 - SE - Sediment
 - SO - Solid
 - SL - Sludge
 - W - Water
 - O - Oil
 - A - Air
 - DS - Drum Solids
 - DL - Drum Liquids
 - L - EP/TCLP Leachate
 - WI - Wipe
 - X - Other
 - F - Fish

Lab ID	Client ID/Description	Matrix QC Chosen (✓)		Matrix	Date Collected	Time Collected	WESTON Analytics Use Only													
		MS	MSD				1	2	3	4	5	6	7	8	9	10				
01	EW-2			W	2/19/97	1015	X													
2	EW-3				2/19/97	1025	X													
3	EW-4				2/19/97	1455	X													
4	EW-5					1445	X													
5	EW-6					1610	X													
6	EW-7					1625	X													
7	EW-8					1630	X													
8	EW-9					1640	X													
9	EW-10					1645	X													
010	EW-3 DUP.			W	2/19/97	1025	X													

FIELD PERSONNEL: COMPLETE ONLY SHADED AREAS

Special Instructions:

DATE/REVISIONS:

- 3/13/97 TAT = 21 Days, Date Due = 3/13/97
- per P.M.
-
-
-

WESTON Analytics Use Only

Samples were:	COC Tape was:
1) Shipped <input type="checkbox"/> or Hand Delivered <input checked="" type="checkbox"/>	1) Present on Outer Package Y or N
Airbill #	2) Unbroken on Outer Package Y or N
2) Ambient or Chilled	3) Present on Sample Y or N
3) Received in Good Condition Y or N	4) Unbroken on Sample Y or N
4) Labels Indicate Properly Preserved Y or N	COC Record Present Upon Sample Rec't Y or N
5) Received Within Holding Times Y or N	

Relinquished by	Received by	Date	Time	Relinquished by	Received by	Date	Time
William Moore	Sharon	2/20/97	430				

Discrepancies Between Samples Labels and COC Record? Y or N

NOTES:

WESTON Analytics Use Only
 97021326

Custody Transfer Record/Lab Work Request

690

Client <u>COVE HARBOR</u>	Refrigerator # <u>1</u>
Est. Final Proj. Sampling Date <u>20 FEB 97</u>	#/Type Container <u>2/10</u>
Work Order # <u>02501-004-001</u>	Liquid <u>2/10</u>
Project Contact/Phone # <u>CHRIS HARRIS / x7203</u>	Solid
AD Project Manager <u>DYANNA SARGES</u>	Volume <u>40ml</u>
QC <u>DELTA TAT Standard</u>	Liquid <u>40ml</u>
Date Rec'd <u>2/22/97</u>	Solid
Account # <u>610 Que</u>	Preservatives <u>HCl</u>
ANALYSES REQUESTED →	
ORGANIC	
VOA	BNA
Pes/PCB	Herb
INORG	
Metal	CN

MATRIX CODES: S - Soil SE - Sediment SO - Solid SL - Sludge W - Water O - Oil A - Air DS - Drum DL - Drum L - EP/TCLP WI - Wipe X - Other F - Fish	Lab ID	Client ID/Description	Matrix QC Chosen (✓)		Matrix	Date Collected	Time Collected	WESTON Analytics Use Only													
			MS	MSD				1	2	3	4	5	6	7	8	9	10				
	021	RFW-11B			W	2/19/97	1345	X													
	122	RFW-3B				2/19/97	1445	X													
	23	RFW-12B				2/20/97	0900	X													
	24	RFW-9				2/19/97	1110	X													
	25	RFW-4A					1205	X													
	26	RFW-4B					1515	X													
	27	RFW-13					1335	X													
	28	RFW-10					1410	X													
	29	RFW-16					1430	X													
	030	RFW-16 Dup.			✓	✓	1430	X													

FIELD PERSONNEL: COMPLETE ONLY SHADED AREAS				DATE/REVISIONS:				WESTON Analytics Use Only			
Special Instructions:				1. _____				Samples were: _____ COC Tape was: _____ 1) Shipped ___ or 1) Present on Outer Hand Delivered ___ Package Y or N Airbill # _____ 2) Unbroken on Outer 2) Ambient or Chilled Package Y or N 3) Received in Good Condition Y or N 3) Present on Sample Y or N Y or N 4) Labels Indicate Properly Preserved Y or N 4) Unbroken on Sample Y or N COC Record Present Upon Sample Rec'l Y or N Y or N 5) Received Within Holding Times Y or N			
				2. _____							
				3. _____							
				4. _____							
				5. _____							
				6. _____							
Relinquished by	Received by	Date	Time	Relinquished by	Received by	Date	Time	Discrepancies Between Samples Labels and COC Record? Y or N			
WF	DMONO	2/22/97	430					NOTES:			

WESTON Analytics Use Only
97026326

Custody Transfer Record/Lab Work Request

Block & Deciles

Client <u>CNF</u>	Refrigerator # <u>1</u>
Est. Final Proj. Sampling Date <u>20 FEB 97</u>	#/Type Container <u>4/88</u>
Work Order # <u>02501-004-001</u>	Liquid <u>4/88</u>
Project Contact/Phone # <u>CHRIS HARRIS / X7203</u>	Solid
AD Project Manager <u>DYANNA SARGES</u>	Liquid <u>4/88</u>
<u>TAT Standard</u>	Solid
Date Rec'd	Volume
Account #	Preservatives <u>HCl</u>
	ANALYSES REQUESTED
	ORGANIC
	INORG
	VOA BNA Pest/PCB Herb Metal CN

MATRIX CODES:	Lab ID	Client ID/Description	Matrix QC Chosen (✓)		Matrix	Date Collected	Time Collected	WESTON Analytics Use Only											
			MS	MSD				01	02	03	04	05	06	07	08				
S - Soil	031	LEISTER-1			W	2/10/97	1720	X											
SE - Sediment	32	LEISTER DAIRY					1735	X											
SO - Solid	33	LEISTER-2					1740	X											
SL - Sludge	54	HAMP-22				2/19/97	0810	X											
W - Water	35	HAMP-23					0815	X											
O - Oil	36	TRIP BLANK				2/18/97		X											
A - Air	037	FIELD BLANK			✓	2/19/97	0900	X											
DS - Drum Solids																			
DL - Drum Liquids																			
L - EP/TCLP Leachate																			
WI - Wipe																			
X - Other																			
F - Fish																			

FIELD PERSONNEL: COMPLETE ONLY SHADED AREAS

Special Instructions:

DATE/REVISIONS:

- _____
- _____
- _____
- _____
- _____
- _____

WESTON Analytics Use Only

Samples were: 4/88

1) Shipped Y or Hand Delivered N Airbill # _____

2) Ambient or Chilled Y or N Package Y or N

3) Received in Good Condition Y or N

4) Labels indicate Properly Preserved Y or N

5) Received Within Holding Times Y or N

COC Tape was:

1) Present on Outer Package Y or N

2) Unbroken on Outer Package Y or N

3) Present on Sample Y or N

4) Unbroken on Sample Y or N

COC Record Present Upon Sample Rec't Y or N

Relinquished by	Received by	Date	Time	Relinquished by	Received by	Date	Time
<u>WF</u>	<u>DANNA</u>	<u>2/10/97</u>	<u>436</u>				

Discrepancies Between Samples Labels and COC Record? Y or N

NOTES:

070