

ANNUAL REPORT

Prepared for

BLACK & DECKER (U.S.), INC.

Hampstead, Maryland

July 2008

Prepared by

WESTON SOLUTIONS, INC.

West Chester, Pennsylvania 19380-1499

W.O. No. 02501.004.004.0700

TABLE OF CONTENTS

Section	Page
1. INTRODUCTION.....	1-1
2. SITE CHARACTERISTICS.....	2-1
2.1 HYDRAULIC PROPERTIES	2-1
2.2 EFFLUENT CHARACTERISTICS.....	2-1
2.3 GROUNDWATER QUALITY DATA	2-1
3. OPERATION AND MAINTENANCE OF THE TREATMENT SYSTEM.....	3-1
4. TREATMENT SYSTEM PERFORMANCE EVALUATION.....	4-1
5. RECOMMENDATIONS.....	5-1

LIST OF APPENDICES

APPENDIX A – WITHDRAWAL REPORTS

APPENDIX B – DISCHARGE MONITORING REPORTS

APPENDIX C – GROUNDWATER TREATMENT SYSTEM ANALYTICAL RESULTS

APPENDIX D - GROUNDWATER ANALYTICAL DATA PACKAGE (MAY 2008)

LIST OF FIGURES

Figure	Page
Figure 2-1 Groundwater Elevation Contour Map Under Pumping Conditions (May 2008).....	2-6

LIST OF TABLES

Table	Page
Table 2-1 Treatment System Pumping Records (July 2007 through June 2008).....	2-2
Table 2-2 Groundwater Elevation Data (July 2007 through June 2008).....	2-3
Table 2-3 Effluent Characteristics Summary (July 2007 through June 2008).....	2-7
Table 2-4 Summary of Groundwater Analytical Results – August 2007.....	2-10
Table 2-5 Summary of Groundwater Analytical Results – November 2007.....	2-13
Table 2-6 Summary of Groundwater Analytical Results – February 2008.....	2-16
Table 2-7 Summary of Groundwater Analytical Results – May 2008.....	2-19
Table 3-1 Treatment System Maintenance Activities (July 2007 through June 2008).....	3-2

1. INTRODUCTION

This Annual Report has been prepared to meet the requirements of Condition IV.L of the Administrative Consent Order between the State of Maryland Department of the Environment (MDE) and Black & Decker (U.S.) Inc. (April 1995) (Consent Order) and the Addendum to Administrative Consent Order dated 29 June 1995. Specifically, Condition IV.L calls for preparation of an Annual Report containing a summary of the information contained in the Discharge Monitoring Reports (Table 2-3), a summary of all analyses of water samples (Tables 2-4 to 2-7), an explanation of all problems encountered and the manner in which they were resolved (Table 3-1), a performance evaluation of the treatment system (Section 4), and recommendations for continuation of, or changes to, the treatment system (Section 5). This document is one of several that are being prepared in response to the Consent Order; each of these documents are to be submitted to the MDE in accordance with the schedule outlined in the Consent Order. This document will become part of the Administrative Record for the site, which is maintained at the Hampstead Public Library.

2. SITE CHARACTERISTICS

2.1 HYDRAULIC PROPERTIES

In accordance with the Consent Order and the Water Appropriation Permit issued to the Black & Decker (U.S.) Inc. Hampstead, Maryland, facility, the following pumping and water level information is included for the period of July 2007 through June 2008.

Pumping records showing the total gallons pumped per month of treatment system operation are presented in Table 2-1. Copies of the Withdrawal Reports, for the periods of July through December 2007 and January through June 2008, are included in Appendix A.

Water levels (Water Level Monitoring Report) for wells included in the water level monitoring plan are presented in Table 2-2. Based on the May 2008 water levels, a representative groundwater elevation contour map under pumping conditions is presented in Figure 2-1. At the time the data were collected, the extraction wells were pumping at a combined rate of approximately 155 gpm.

2.2 EFFLUENT CHARACTERISTICS

Effluent characteristics of the NPDES discharge points are recorded monthly on Discharge Monitoring Reports (DMRs) and are submitted to MDE, Water Management Administration on a quarterly basis. A summary of the sample results from the DMRs is presented in Table 2-3. DMRs for the period of July 2007 through June 2008 are included in Appendix B.

2.3 GROUNDWATER QUALITY DATA

For the reporting period of July 2007 through June 2008, approximately 81 pounds (lb) of total volatile organic compounds (VOCs) were removed from the groundwater by the extraction and treatment system. In general, the total VOCs were comprised of trichloroethene (TCE) (81.3 %) and tetrachloroethene (PCE) (18.7 %). Analytical results of the groundwater collected at the inlet to the air stripper for the period of July 2007 through June 2008 are included in Appendix C.

A summary of the analytical results of the groundwater samples collected from the monitor and extraction wells during the third and fourth quarters of 2007 and the first and second quarters of

Table 2-1
Treatment System Pumping Records
(July 2007 through June 2008)

Black & Decker
Hampstead, Maryland

Date	Water Pumped (gallons)
July 2007	6,777,770
August 2007	6,598,950
September 2007	6,694,100
October 2007	7,014,176
November 2007	6,606,981
December 2007	6,587,914
January 2008	6,534,090
February 2008	5,852,190
March 2008	5,961,384
April 2008	5,834,597
May 2008	6,316,227
June 2008	6,108,492

Table 2-2
Groundwater Elevation Data (July 2007 through June 2008)
Black & Decker
Hampstead, Maryland

WELL NO.	TOC ELEV	TOTAL DEPTH	7/23/2007		8/6/2007		9/11/2007		10/18/2007	
			DTW	ELEV	DTW	ELEV	DTW	ELEV	DTW	ELEV
EW-1	847.21	55	DRY	NC	DRY	NC	DRY	NC	DRY	NC
EW-2	849.21	110	75.82	773.39	76.74	772.47	77.31	771.90	79.43	769.78
EW-3	846.64	118	89.13	757.51	88.47	758.17	89.50	757.14	90.02	756.62
EW-4	858.01	97.5	PC	NC	PC	NC	PC	NC	PC	NC
EW-5	864.17	98	64.80	799.37	66.24	797.93	66.56	797.61	73.46	790.71
EW-6	831.98	115	89.88	742.10	85.11	746.87	86.42	745.56	93.61	738.37
EW-7	818.38	78	48.53	769.85	44.13	774.25	45.81	772.57	49.40	768.98
EW-8	811.13	98	64.22	746.91	72.72	738.41	74.31	736.82	85.84	725.29
EW-9	811.35	141	103.78	707.57	102.94	708.41	103.48	707.87	103.90	707.45
EW-10	807.74	INA	56.30	751.44	56.71	751.03	57.10	750.64	58.20	749.54
RFW-1A	864.37	78	49.26	815.11	47.09	817.28	47.15	817.22	49.69	814.68
RFW-1B	864.23	200	49.31	814.92	47.12	817.11	47.19	817.04	49.75	814.48
RFW-2A	857.41	35	14.98	842.43	17.53	839.88	17.60	839.81	20.02	837.39
RFW-2B	857.73	75	15.11	842.62	18.04	839.69	18.11	839.62	20.62	837.11
RFW-3B	839.21	153	30.12	809.09	33.77	805.44	34.06	805.15	35.27	803.94
RFW-4A	830.37	62	37.78	792.59	37.12	793.25	37.80	792.57	39.97	790.40
RFW-4B	830.37	120	37.14	793.23	37.08	793.29	37.77	792.60	39.91	790.46
RFW-5A	817.50	30	DRY	NC	DRY	NC	DRY	NC	DRY	NC
RFW-6	785.04	120	4.32	780.72	4.19	780.85	4.40	780.64	6.47	778.57
RFW-7	805.14	29	7.67	797.47	7.41	797.73	7.83	797.31	8.14	797.00
RFW-8	860.07	53	DRY	NC	DRY	NC	DRY	NC	DRY	NA
RFW-9	862.02	49	25.61	836.41	27.77	834.25	27.74	834.28	29.93	832.09
RFW-10	852.06	58	DRY	NC	DRY	NC	DRY	NC	DRY	NC
RFW-11A	849.32	72	Damaged	NC	Damaged	NC	Damaged	NC	Damaged	NC
RFW-11B	849.62	116	70.32	779.30	67.58	782.04	67.66	781.96	68.66	780.96
RFW-12B	844.87	264	54.08	790.79	49.79	795.08	50.55	794.32	50.83	794.04
RFW-13	849.11	150	61.89	787.22	59.33	789.78	60.17	788.94	61.01	788.10
RFW-14B	812.39	281	53.11	759.28	51.74	760.65	52.26	760.13	54.94	757.45
RFW-16	856.14	41	DRY	NC	DRY	NC	DRY	NC	DRY	NC
RFW-17	834.66	60.5	27.38	807.28	27.27	807.39	28.71	805.95	29.13	805.53
RFW-20	842.29	142	35.13	807.36	35.19	807.30	35.26	807.23	35.37	807.12
RFW-21	832.65	102	24.14	808.51	22.91	809.74	23.64	809.01	23.90	808.75
PH-7	805.94	89	28.40	777.54	34.00	771.94	36.12	769.82	37.67	768.27
PH-9	814.94	98	36.31	778.63	34.88	780.06	34.83	780.11	41.52	773.42
PH-11	820.68	78	44.80	775.88	45.29	775.39	45.23	775.45	47.72	772.96
PH-12	828.35	87	47.66	780.69	47.74	780.61	47.80	780.55	49.11	779.24
B-3	803.02	83	NA	NC	8.63	794.39	8.84	794.18	9.53	793.49
Amoco	842.29	NA	INA	NC	NA	NC	NA	NC	NA	NC
Hamp. Town #22	804.96	NA	INA	765.52	26.53	778.43	23.12	781.84	19.56	785.40
Pembroke #1	NA	INA	INA	NC	14.98	NC	16.32	NC	18.08	NC
Pembroke #2	NA	INA	INA	NC	Damaged	NC	Damaged	NC	Damaged	NC
N. Houcks. Rd.	NA	INA	INA	NC	8.74	NC	9.53	NC	10.78	NC
E. Century St.	NA	INA	INA	NC	12.01	NC	12.26	NC	12.87	NC
Lwr. Beckleys. Rd.	NA	INA	INA	NC	52.89	NC	53.44	NC	54.51	NC

NA- Not Accessible
NC- Not Calculable
INA - Information not available
PC - Pump Cycles

Table 2-2
Groundwater Elevation Data (July 2007 through June 2008)
Black & Decker
Hampstead, Maryland

WELL NO.	TOC ELEV	TOTAL DEPTH	11/19/2007		12/19/2007		1/9/2008		2/19/2008	
			DTW	ELEV	DTW	ELEV	DTW	ELEV	DTW	ELEV
EW-1	847.21	55	DRY	NC	DRY	NC	DRY	NC	DRY	NC
EW-2	849.21	110	75.33	773.88	77.42	771.79	78.91	770.30	82.80	766.41
EW-3	846.64	118	93.41	753.23	92.24	754.40	92.93	753.71	93.63	753.01
EW-4	858.01	97.5	PC	NC	PC	NC	PC	NC	PC	NC
EW-5	864.17	98	76.50	787.67	79.90	784.27	81.73	782.44	85.12	779.05
EW-6	831.98	115	101.20	730.78	98.17	733.81	102.60	729.38	101.84	730.14
EW-7	818.38	78	54.01	764.37	56.65	761.73	63.30	755.08	55.71	762.67
EW-8	811.13	98	91.45	719.68	90.80	720.33	93.20	717.93	92.64	718.49
EW-9	811.35	141	101.90	709.45	101.40	709.95	102.61	708.74	101.64	709.71
EW-10	807.74	INA	61.88	745.86	62.60	745.14	63.47	744.27	62.98	744.76
RFW-1A	864.37	78	53.15	811.22	53.24	811.13	54.47	809.90	54.91	809.46
RFW-1B	864.23	200	53.18	811.05	53.28	810.95	54.50	809.73	54.75	809.48
RFW-2A	857.41	35	20.99	836.42	18.74	838.67	20.85	836.56	18.01	839.40
RFW-2B	857.73	75	21.66	836.07	19.20	838.53	21.22	836.51	18.65	839.08
RFW-3B	839.21	153	39.47	799.74	38.94	800.27	41.38	797.83	40.04	799.17
RFW-4A	830.37	62	39.47	790.90	39.63	790.74	39.14	791.23	38.94	791.43
RFW-4B	830.37	120	39.10	791.27	39.51	790.86	39.06	791.31	39.18	791.19
RFW-5A	817.50	30	DRY	NC	DRY	NC	DRY	NC	DRY	NC
RFW-6	785.04	120	4.92	780.12	5.41	779.63	4.61	780.43	4.59	780.45
RFW-7	805.14	29	7.53	797.61	7.87	797.27	7.94	797.20	6.37	798.77
RFW-8	860.07	53	DRY	NC	DRY	NC	DRY	NC	DRY	NC
RFW-9	862.02	49	30.08	831.94	29.94	832.08	30.27	831.75	28.35	833.67
RFW-10	852.06	58	DRY	NC	DRY	NC	DRY	NC	DRY	NC
RFW-11A	849.32	72	Damaged	NC	Damaged	NC	Damaged	NC	Damaged	NC
RFW-11B	849.62	116	68.82	780.80	69.03	780.59	69.83	779.79	69.29	780.33
RFW-12B	844.87	264	52.04	792.83	53.41	791.46	55.71	789.16	52.66	792.21
RFW-13	849.11	150	63.69	785.42	64.11	785.00	65.73	783.38	66.08	783.03
RFW-14B	812.39	281	55.12	757.27	NA	NC	NA	NC	NA	NC
RFW-16	856.14	41	DRY	NC	DRY	NC	DRY	NC	DRY	NC
RFW-17	834.66	60.5	29.63	805.03	29.80	804.86	30.34	804.32	29.54	805.12
RFW-20	842.29	142	38.13	804.36	39.02	803.47	39.26	803.23	38.05	804.44
RFW-21	832.65	102	24.86	807.79	24.81	807.84	25.61	807.04	24.51	808.14
PH-7	805.94	89	38.84	767.10	39.12	766.82	41.07	764.87	40.74	765.20
PH-9	814.94	98	46.27	768.67	46.81	768.13	47.11	767.83	47.84	767.10
PH-11	820.68	78	47.63	773.05	47.71	772.97	48.84	771.84	50.01	770.67
PH-12	828.35	87	49.94	778.41	50.03	778.32	51.73	776.62	52.76	775.59
B-3	803.02	83	9.12	793.90	9.61	793.41	NA	NC	NA	NC
Amoco	842.29	NA	NA	NC	NA	NC	NA	NC	NA	NC
Hamp. Town #22	804.96	NA	NA	NC	27.44	777.52	24.61	780.35	26.11	778.85
Pembroke #1	NA	INA	NA	NC	17.85	NC	17.12	NC	16.94	NC
Pembroke #2	NA	INA	Damaged	NC	Damaged	NC	Damaged	NC	Damaged	NC
N. Houcks. Rd.	NA	INA	NA	NC	10.68	NC	10.30	NC	9.88	NC
E. Century St.	NA	INA	NA	NC	13.45	NC	17.41	NC	19.63	NC
Lwr. Beckleys. Rd.	NA	INA	NA	NC	54.77	NC	51.48	NC	52.06	NC

NA- Not Accessible
NC- Not Calculable
INA - Information not available
PC - Pump Cycles


Table 2-2
Groundwater Elevation Data (July 2007 through June 2008)
Black & Decker
Hampstead, Maryland

WELL NO.	TOC ELEV	TOTAL DEPTH	3/25/2008		4/23/2008		5/15/2008		6/10/2008	
			DTW	ELEV	DTW	ELEV	DTW	ELEV	DTW	ELEV
EW-1	847.21	55	DRY	NC	DRY	NC	DRY	NC	DRY	NC
EW-2	849.21	110	78.94	770.27	79.12	770.09	85.17	764.04	57.19	792.02
EW-3	846.64	118	95.11	751.53	96.43	750.21	97.47	749.17	59.88	786.76
EW-4	858.01	97.5	PC	NC	PC	NC	PC	NC	PC	NC
EW-5	864.17	98	80.04	784.13	81.11	783.06	88.64	775.53	65.87	798.30
EW-6	831.98	115	99.23	732.75	97.86	734.12	89.12	742.86	58.36	773.62
EW-7	818.38	78	57.40	760.98	58.12	760.26	71.80	746.58	63.22	755.16
EW-8	811.13	98	89.74	721.39	84.74	726.39	87.88	723.25	53.25	757.88
EW-9	811.35	141	102.10	709.25	102.80	708.55	103.30	708.05	60.32	751.03
EW-10	807.74	INA	63.40	744.34	64.81	742.93	67.40	740.34	28.77	778.97
RFW-1A	864.37	78	55.07	809.30	55.43	808.94	51.56	812.81	49.73	814.64
RFW-1B	864.23	200	54.94	809.29	55.34	808.89	51.61	812.62	49.67	814.56
RFW-2A	857.41	35	17.47	839.94	17.51	839.90	13.40	844.01	13.07	844.34
RFW-2B	857.73	75	17.88	839.85	17.94	839.79	14.11	843.62	13.34	844.39
RFW-3B	839.21	153	41.10	798.11	41.60	797.61	37.96	801.25	35.11	804.10
RFW-4A	830.37	62	39.07	791.30	39.14	791.23	36.31	794.06	34.86	795.51
RFW-4B	830.37	120	39.41	790.96	39.53	790.84	36.17	794.20	35.14	795.23
RFW-5A	817.50	30	DRY	NC	DRY	NC	DRY	NC	DRY	NC
RFW-6	785.04	120	3.99	781.05	5.71	779.33	2.89	782.15	3.17	781.87
RFW-7	805.14	29	7.41	797.73	8.48	796.66	5.33	799.81	7.26	797.88
RFW-8	860.07	53	DRY	NC	DRY	NC	DRY	NC	DRY	NC
RFW-9	862.02	49	30.07	831.95	30.06	831.96	26.92	835.10	25.58	836.44
RFW-10	852.06	58	DRY	NC	DRY	NC	DRY	NC	DRY	NC
RFW-11A	849.32	72	Damaged	NC	Damaged	NC	Damaged	NC	Damaged	NC
RFW-11B	849.62	116	70.10	779.52	70.63	778.99	66.15	783.47	62.18	787.44
RFW-12B	844.87	264	54.17	790.70	55.12	789.75	51.25	793.62	51.34	793.53
RFW-13	849.11	150	64.36	784.75	63.73	785.38	66.71	782.40	65.81	783.30
RFW-14B	812.39	281	NA	NC	NA	NC	NA	NC	48.76	763.63
RFW-16	856.14	41	DRY	NC	DRY	NC	DRY	NC	DRY	856.14
RFW-17	834.66	60.5	29.47	805.19	30.11	804.55	27.17	807.49	28.77	805.89
RFW-20	842.29	142	39.41	803.08	39.92	802.57	35.71	806.78	38.81	803.48
RFW-21	832.65	102	24.54	808.11	24.61	808.04	22.83	809.82	23.99	808.66
PH-7	805.94	89	39.42	766.52	39.63	766.31	36.72	769.22	31.32	774.62
PH-9	814.94	98	47.17	767.77	47.22	767.72	56.66	758.28	43.26	771.68
PH-11	820.68	78	49.11	771.57	49.17	771.51	48.33	772.35	51.03	769.65
PH-12	828.35	87	50.61	777.74	50.74	777.61	50.86	777.49	51.97	776.38
B-3	803.02	83	9.90	793.12	10.11	792.91	10.26	792.76	10.15	792.87
Amoco	842.29	NA	NA	NC	NA	NC	NA	NC	NA	842.29
Hamp. Town #22	804.96	NA	31.14	773.82	38.11	766.85	24.65	780.31	17.43	787.53
Pembroke #1	NA	INA	15.33	NC	16.27	NC	15.87	NC	15.74	NC
Pembroke #2	NA	INA	Damaged	NC	Damaged	NC	Damaged	NC	Damaged	NC
N. Houcks. Rd.	NA	INA	9.94	NC	10.06	NC	10.86	NC	9.89	NC
E. Century St.	NA	INA	23.41	NC	19.26	NC	21.18	NC	19.26	NC
Lwr. Beckleys. Rd.	NA	INA	53.02	NC	54.61	NC	55.22	NC	55.63	NC


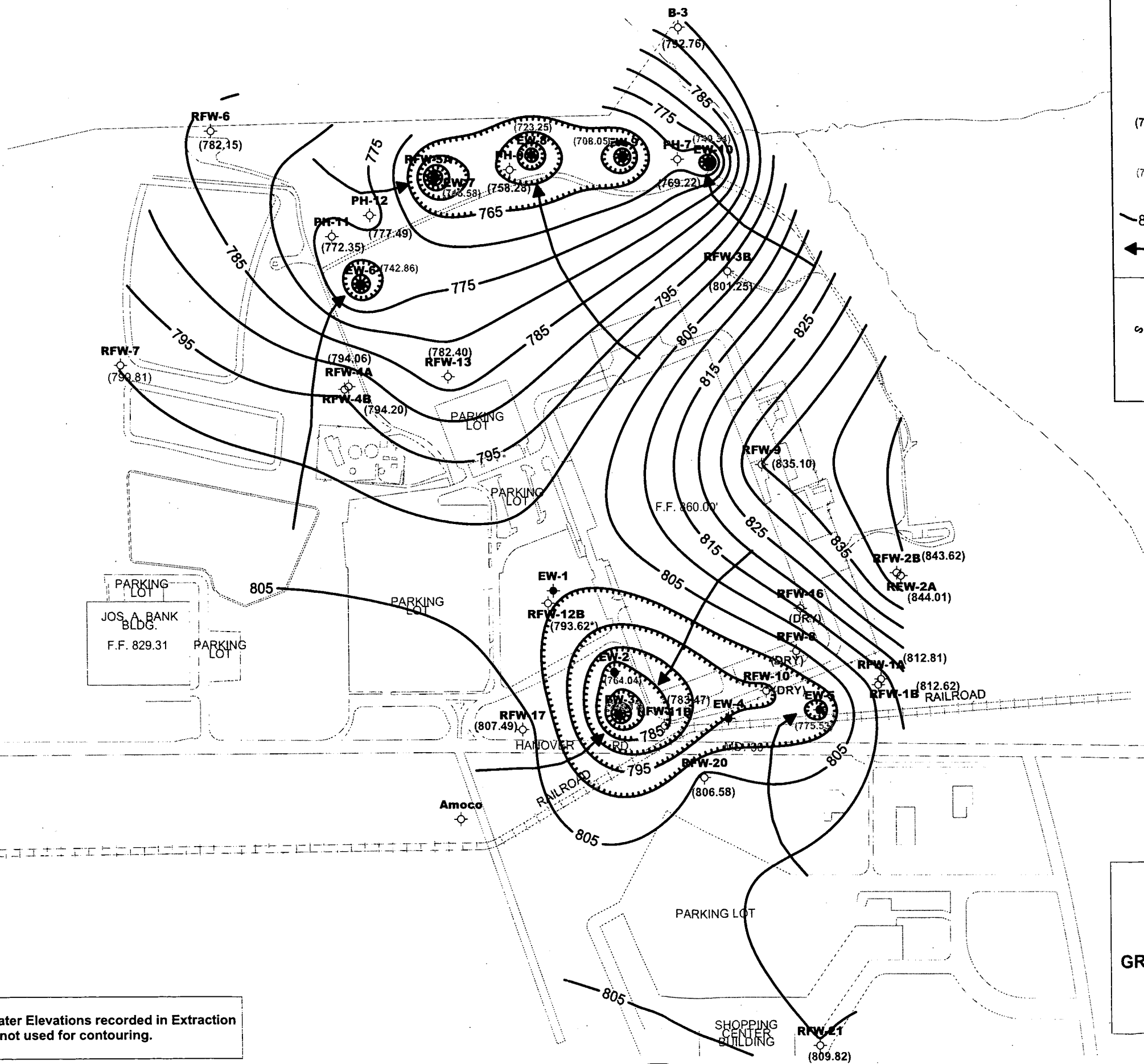
NA- Not Accessible
NC- Not Calculable
INA - Information not available
PC - Pump Cycles

LEGEND

- Monitor Well
- ◆ Extraction Well
- (789.50) Monitor Well Groundwater Elevation (ft MSL)
- (746.58) Extraction Well Groundwater Elevation (ft MSL)*
- 800 — Groundwater Elevation Contour (ft MSL)
- ← Groundwater Flowline



Scale in Feet

*NOTE: Groundwater Elevations recorded in Extraction Wells are not used for contouring.

Former Black & Decker Facility
 Hampstead, Maryland

**GROUNDWATER ELEVATION CONTOUR MAP
 UNDER PUMPING CONDITIONS**

(MAY 2008)

Table 2-3
Effluent Characteristics Summary (July 2007 through June 2008)
Black & Decker
Hampstead, Maryland

Discharge Number	Parameter	Units	Permit Limits	DMR DATE						
				July 2007	August 2007	September 2007	October 2007	November 2007	December 2007	
001	FLOW	average	MGD	NA	0.120	0.090	0.160	0.084	0.151	0.212
		maximum	MGD	NA	0.195	0.129	0.209	0.172	0.238	0.442
	1,1,1-Trichloroethane	ug/l	5	<1	<1	<1	<1	<1	<1	<1
	Tetrachloroethylene	ug/l	5	<1	<1	<1	<1	<1	<1	<1
	Trichloroethylene	ug/l	5	<1	<1	<1	<1	<1	<1	<1
	Total Residual Chlorine	mg/l	<0.1	<0.1	<0.1	<0.1	<0.1	<0.1	<0.1	<0.1
	Oil & Grease	maximum	mg/l	15	<5	<5	8.0	<5	<5	<5
		quarterly average	mg/l	10	0	0	8.0	0	0	0.0
	pH	minimum	STD	6.0	6.80	6.60	7.10	6.60	6.40	6.00
		maximum	STD	8.5	8.20	8.20	7.70	8.20	6.70	6.90
BOD		mg/l	15	8.0	6.0	4.0	4.0	2.0	4.0	
TSS	maximum	mg/l	30	18.0	16.0	10.0	11.0	6.0	6.0	
	quarterly average	mg/l	20	18.0	16.0	10.0	11.0	6.0	6.0	
101 (Monitoring Point)	FLOW	average	MGD	NA	0.075	0.088	0.139	0.194	0.200	0.208
		maximum	MGD	NA	0.296	0.520	0.630	0.650	0.429	0.750
	Fecal Coliform	MPN/100ml	200	1.0	4.0	13.0	2.0	1.0	1.0	
201 (Monitoring Point)	FLOW	average	MGD	NA	NR	NR	0.218	NR	NR	0.220
		maximum	MGD	NA	NR	NR	0.256	NR	NR	0.254
	1,1,1-Trichloroethane	ug/l	NA	NR	NR	<1	NR	NR	<1	
	Tetrachloroethylene	ug/l	NA	NR	NR	<1	NR	NR	<1	
	Trichloroethylene	ug/l	NA	NR	NR	<1	NR	NR	<1	

DMR - Discharge Monitoring Report

NA - Not Applicable

NR - Not Reported

Table 2-3
Effluent Characteristics Summary (July 2007 through June 2008)
Black & Decker
Hampstead, Maryland

Discharge Number	Parameter	Units	Permit Limits	DMR DATE					
				January 2008	February 2008	March 2008	April 2008	May 2008	June 2008
001	FLOW average	MGD	NA	0.194	0.199	0.192	0.163	0.203	0.139
	FLOW maximum	MGD	NA	0.273	0.301	0.315	0.673	0.399	0.163
	1,1,1-Trichloroethane	ug/l	5	<1	<1	<1	<1	<1	<1
	Tetrachloroethylene	ug/l	5	<1	<1	<1	<1	<1	<1
	Trichloroethylene	ug/l	5	<1	<1	<1	<1	<1	<1
	Total Residual Chlorine	mg/l	<0.1	<0.1	<0.1	<0.1	<0.1	<0.1	<0.1
	Oil & Grease maximum	mg/l	15	6	<5	15*	<5	9.0	<5
	Oil & Grease quarterly average	mg/l	10	6	<5	15*	<5	9.0	<5
	pH minimum	STD	6.0	6.00	6.10	6.30	6.00	6.20	6.40
	pH maximum	STD	8.5	6.60	6.70	6.50	6.40	6.70	6.80
	BOD	mg/l	15	2.0	2.0	<2	<2	<2	<2
	TSS maximum	mg/l	30	5.0	<4	7.0	<4	5.0	9.0
TSS quarterly average	mg/l	20	5.0	<4	7.0	NR	5	9.0	
101 (Monitoring Point)	FLOW average	MGD	NA	0.203	0.261	0.325	0.353	0.266	0.271
	FLOW maximum	MGD	NA	0.790	0.464	0.399	0.582	0.740	0.493
	Fecal Coliform	MPN/100ml	200	<1.8	<2	<1.8	1.0	1.0	8.0
201 (Monitoring Point)	FLOW average	MGD	NA	NR	NR	0.192	NR	NR	0.201
	FLOW maximum	MGD	NA	NR	NR	0.225	NR	NR	0.302
	1,1,1-Trichloroethane	ug/l	NA	<1	NR	NR	NR	NR	<1
	Tetrachloroethylene	ug/l	NA	<1	NR	NR	NR	NR	<1
	Trichloroethylene	ug/l	NA	<1	NR	NR	NR	NR	<1

DMR - Discharge Monitoring Report

NA - Not Applicable

NR - Not Reported

2008 are included in Tables 2-4, 2-5, 2-6, and 2-7, respectively. As found in earlier sampling events at the Black & Decker facility, TCE and PCE were the primary VOCs detected at the highest concentrations in the groundwater samples. The highest concentrations of TCE were detected in the groundwater samples collected from wells EW-2 and EW-4 and the highest concentrations of PCE were detected in the groundwater samples collected from well EW-9. The remainder of the detected VOCs, were detected at levels well below the Federal Maximum Concentration Levels (MCLs). The second quarter 2008 (May 2008) analytical data package is included in Appendix D. Analytical data packages for the remaining quarters are included in the respective Quarterly Groundwater Monitoring Reports.

Table 2-4
 Summary of Groundwater Analytical Results - August 2007
 Black & Decker
 Hampstead, Maryland

PARAMETER	Units	EW-1	EW-2	EW-3	EW-4	EW-5	EW-6	EW-7	EW-8	EW-9	EW-9 (DUP)	EW-10
Chloromethane	ug/L	NS	1 U	1 U	1 U	1 U	1 U	1 U	1 U	1 U	1 U	1 U
Bromomethane	ug/L	NS	1 U	1 U	1 U	1 U	1 U	1 U	1 U	1 U	1 U	1 U
Vinyl Chloride	ug/L	NS	1 U	1 U	1 U	1 U	1 U	1 U	1 U	1 U	1 U	1 U
Chloroethane	ug/L	NS	1 U	1 U	1 U	1 U	1 U	1 U	1 U	1 U	1 U	1 U
Methylene Chloride	ug/L	NS	1 U	1 U	1 U	1 U	1 U	1 U	1 U	1 U	1 U	1 U
Acetone	ug/L	NS	5 U	5 U	5 U	5 U	5 U	5 U	5 U	5 U	5 U	5 U
Carbon Disulfide	ug/L	NS	5 U	5 U	5 U	5 U	5 U	5 U	5 U	5 U	5 U	5 U
1,1-Dichloroethene	ug/L	NS	1 U	1 U	1 U	1 U	1 U	1 U	1 U	1 U	1 U	1 U
1,1-Dichloroethane	ug/L	NS	1 U	1 U	1 U	1 U	1 U	1 U	1 U	1 U	1 U	1 U
1,2-Dichloroethene (total)	ug/L	NS	2.3	2.4	1 U	1 U	1 U	5.8	19	1 U	1 U	1 U
Chloroform	ug/L	NS	1 U	1 U	1 U	1 U	1 U	1 U	1 U	1 U	1 U	1 U
1,2-Dichloroethane	ug/L	NS	1 U	1 U	1 U	1 U	1 U	1 U	1 U	1 U	1 U	1 U
2-Butanone	ug/L	NS	5 U	5 U	5 U	5 U	5 U	5 U	5 U	5 U	5 U	5 U
1,1,1-Trichloroethane	ug/L	NS	1 U	1 U	1 U	1.4	1 U	1 U	1 U	1 U	1 U	1 U
Carbon Tetrachloride	ug/L	NS	1 U	1 U	1 U	1 U	1 U	1 U	1 U	1 U	1 U	1 U
Bromodichloromethane	ug/L	NS	1 U	1 U	1 U	1 U	1 U	1 U	1 U	1 U	1 U	1 U
1,2-Dichloropropane	ug/L	NS	1 U	1 U	1 U	1 U	1 U	1 U	1 U	1 U	1 U	1 U
cis-1,3-Dichloropropene	ug/L	NS	1 U	1 U	1 U	1 U	1 U	1 U	1 U	1 U	1 U	1 U
Trichloroethene	ug/L	NS	480	220	1600	210	9.2	5.5	11	1.7	1.8	1 U
Dibromochloromethane	ug/L	NS	1 U	1 U	1 U	1 U	1 U	1 U	1 U	1 U	1 U	1 U
1,1,2-Trichloroethane	ug/L	NS	1 U	1 U	1 U	1 U	1 U	1 U	1 U	1 U	1 U	1 U
Benzene	ug/L	NS	1 U	1 U	1 U	1 U	1 U	1 U	1 U	1 U	1 U	1 U
Trans-1,3-Dichloropropene	ug/L	NS	1 U	1 U	1 U	1 U	1 U	1 U	1 U	1 U	1 U	1 U
Bromoform	ug/L	NS	1 U	1 U	1 U	1 U	1 U	1 U	1 U	1 U	1 U	1 U
4-Methyl-2-pentanone	ug/L	NS	5 U	5 U	5 U	5 U	5 U	5 U	5 U	5 U	5 U	5 U
2-Hexanone	ug/L	NS	5 U	5 U	5 U	5 U	5 U	5 U	5 U	5 U	5 U	5 U
Tetrachloroethene	ug/L	NS	68	5.3	31	13	21	12	82	190	220	4.6
1,1,2,2-Tetrachloroethane	ug/L	NS	1 U	1 U	1 U	1 U	1 U	1 U	1 U	1 U	1 U	1 U
Toluene	ug/L	NS	1 U	1 U	1 U	1 U	1 U	1 U	1 U	1 U	1 U	1 U
Chlorobenzene	ug/L	NS	1 U	1 U	1 U	1 U	1 U	1 U	1 U	1 U	1 U	1 U
Ethylbenzene	ug/L	NS	1 U	1 U	1 U	1 U	1 U	1 U	1 U	1 U	1 U	1 U
Styrene	ug/L	NS	1 U	1 U	1 U	1 U	1 U	1 U	1 U	1 U	1 U	1 U
Xylene (total)	ug/L	NS	1 U	1 U	1 U	1 U	1 U	1 U	1 U	1 U	1 U	1 U

Notes: U = Compound was analyzed for but not detected. Value shown is the method detection limit for quantification.
 J = Indicates an estimated value.

Table 2-4
 Summary of Groundwater Analytical Results - August 2007
 Black & Decker
 Hampstead, Maryland

PARAMETER	Units	RFW-1A	RFW-1B	RFW-2A	RFW-2B	RFW-3B	RFW-4A	RFW-4B	RFW-4B (DUP)	RFW-5A	RFW-6	RFW-7	RFW-8	RFW-9	RFW-10
Chloromethane	ug/L	1 U	1 U	1 U	1 U	1 U	1 U	1 U	1 U	NS	1 U	1 U	NS	1 U	NS
Bromomethane	ug/L	1 U	1 U	1 U	1 U	1 U	1 U	1 U	1 U	NS	1 U	1 U	NS	1 U	NS
Vinyl Chloride	ug/L	1 U	1 U	1 U	1 U	1 U	1 U	1 U	1 U	NS	1 U	1 U	NS	1 U	NS
Chloroethane	ug/L	1 U	1 U	1 U	1 U	1 U	1 U	1 U	1 U	NS	1 U	1 U	NS	1 U	NS
Methylene Chloride	ug/L	1 U	1 U	1 U	1 U	1 U	1 U	1 U	1 U	NS	1 U	1 U	NS	1 U	NS
Acetone	ug/L	5 U	5 U	5 U	5 U	5 U	5 U	5 U	5 U	NS	5 U	5 U	NS	5 U	NS
Carbon Disulfide	ug/L	5 U	5 U	5 U	5 U	5 U	5 U	5 U	5 U	NS	5 U	5 U	NS	5 U	NS
1,1-Dichloroethene	ug/L	1 U	1 U	1 U	1 U	1 U	1 U	1 U	1 U	NS	1 U	1 U	NS	1	NS
1,1-Dichloroethane	ug/L	1 U	1 U	1 U	1 U	1 U	1 U	1 U	1 U	NS	1 U	1 U	NS	1.3	NS
1,2-Dichloroethene (total)	ug/L	1 U	1 U	1 U	1 U	5.4	1	4	3.6	NS	1 U	1 U	NS	14	NS
Chloroform	ug/L	1 U	1 U	1 U	1 U	1 U	1.1	1.8	1.7	NS	1 U	1 U	NS	1 U	NS
1,2-Dichloroethane	ug/L	1 U	1 U	1 U	1 U	1 U	1 U	1 U	1 U	NS	1 U	1 U	NS	1 U	NS
2-Butanone	ug/L	5 U	5 U	5 U	5 U	5 U	5 U	5 U	5 U	NS	5 U	5 U	NS	5 U	NS
1,1,1-Trichloroethane	ug/L	1 U	1 U	1 U	1 U	1 U	1 U	1 U	1 U	NS	1 U	1 U	NS	1.5	NS
Carbon Tetrachloride	ug/L	1 U	1 U	1 U	1 U	1 U	1 U	1 U	1 U	NS	1 U	1 U	NS	1 U	NS
Bromodichloromethane	ug/L	1 U	1 U	1 U	1 U	1 U	1 U	1 U	1 U	NS	1 U	1 U	NS	1 U	NS
1,2-Dichloropropane	ug/L	1 U	1 U	1 U	1 U	1 U	1 U	1 U	1 U	NS	1 U	1 U	NS	1 U	NS
cis-1,3-Dichloropropene	ug/L	1 U	1 U	1 U	1 U	1 U	1 U	1 U	1 U	NS	1 U	1 U	NS	1 U	NS
Trichloroethene	ug/L	1 U	1 U	1	1 U	1 U	41	55	54	NS	2	5.2	NS	18	NS
Dibromochloromethane	ug/L	1 U	1 U	1 U	1 U	1 U	1 U	1 U	1 U	NS	1 U	1 U	NS	1 U	NS
1,1,2-Trichloroethane	ug/L	1 U	1 U	1 U	1 U	1 U	1 U	1 U	1 U	NS	1 U	1 U	NS	1 U	NS
Benzene	ug/L	1 U	1 U	1 U	1 U	1 U	1 U	1 U	1 U	NS	1 U	1 U	NS	1 U	NS
Trans-1,3-Dichloropropene	ug/L	1 U	1 U	1 U	1 U	1 U	1 U	1 U	1 U	NS	1 U	1 U	NS	1 U	NS
Bromoform	ug/L	1 U	1 U	1 U	1 U	1 U	1 U	1 U	1 U	NS	1 U	1 U	NS	1 U	NS
4-Methyl-2-pentanone	ug/L	5 U	5 U	5 U	1 U	5 U	5 U	5 U	5 U	NS	5 U	5 U	NS	5 U	NS
2-Hexanone	ug/L	5 U	5 U	5 U	5 U	5 U	5 U	5 U	5 U	NS	5 U	5 U	NS	5 U	NS
Tetrachloroethene	ug/L	1 U	1 U	1 U	1 U	1.9	38	120	96	NS	2.6	1 U	NS	6.4	NS
1,1,2,2-Tetrachloroethane	ug/L	1 U	1 U	1 U	1 U	1 U	1 U	1 U	1 U	NS	1 U	1 U	NS	1 U	NS
Toluene	ug/L	1 U	1 U	1 U	1 U	1 U	1 U	1 U	1 U	NS	1 U	1 U	NS	1 U	NS
Chlorobenzene	ug/L	1 U	1 U	1 U	1 U	1 U	1 U	1 U	1 U	NS	1 U	1 U	NS	1 U	NS
Ethylbenzene	ug/L	1 U	1 U	1 U	1 U	1 U	1 U	1 U	1 U	NS	1 U	1 U	NS	1 U	NS
Styrene	ug/L	1 U	1 U	1 U	1 U	1 U	1 U	1 U	1 U	NS	1 U	1 U	NS	1 U	NS
Xylene (total)	ug/L	1 U	1 U	1 U	1 U	1 U	1 U	1 U	1 U	NS	1 U	1 U	NS	1 U	NS

Notes: DUP = Duplicate sample
 NS = Not sampled

U = Compound was analyzed for but not detected. Value shown is the method detection limit for quantification.
 J = Indicates an estimated value.

Table 2-4
 Summary of Groundwater Analytical Results - August 2007
 Black & Decker
 Hampstead, Maryland

PARAMETER	Units	RFW-11A	RFW-11B	RFW-12B	RFW-13	RFW-16	RFW-17	Leister Dairy	Leister Res. #1	Leister Res. #2	Trip Blank	RFW-20	RFW-21	Town #22	Town #23	Trip Blank
		USEPA drinking water method 524.2														
Chloromethane	ug/L	NS	1 U	1 U	1 U	NS	1 U	1 U	1 U	NS	1 U	0.5 U	0.5 U	0.5 U	0.5 U	0.5 U
Bromomethane	ug/L	NS	1 U	1 U	1 U	NS	1 U	1 U	1 U	NS	1 U	1 U	1 U	1 U	1 U	1 U
Vinyl Chloride	ug/L	NS	1 U	1 U	1 U	NS	1 U	1 U	1 U	NS	1 U	0.5 U	0.5 U	0.5 U	0.5 U	0.5 U
Chloroethane	ug/L	NS	1 U	1 U	1 U	NS	1 U	1 U	1 U	NS	1 U	1 U	1 U	1 U	1 U	1 U
Methylene Chloride	ug/L	NS	1 U	1 U	1 U	NS	1.5	1 U	1 U	NS	1 U	0.5 U	0.5 U	0.5 U	0.5 U	0.5 U
Acetone	ug/L	NS	5 U	5 U	5 U	NS	5 U	5 U	5 U	NS	5 U	10 U	10 U	10 U	10 U	10 U
Carbon Disulfide	ug/L	NS	5 U	5 U	5 U	NS	5 U	5 U	5 U	NS	5 U	NA	NA	NA	NA	NA
1,1-Dichloroethene	ug/L	NS	1 U	1 U	1 U	NS	1 U	1 U	1 U	NS	1 U	0.5 U	0.5 U	0.5 U	0.5 U	0.5 U
1,1-Dichloroethane	ug/L	NS	1 U	1 U	1 U	NS	1 U	1 U	1 U	NS	1 U	0.5 U	0.5 U	0.5 U	0.5 U	0.5 U
1,2-Dichloroethene (total)	ug/L	NS	1 U	5.5	1 U	NS	1 U	1 U	1 U	NS	1 U	0.5 U	0.5 U	0.5 U	0.5 U	0.5 U
Chloroform	ug/L	NS	1 U	1 U	1 U	NS	1 U	1 U	1 U	NS	1 U	0.5 U	0.5 U	0.5 U	0.5 U	0.5 U
1,2-Dichloroethane	ug/L	NS	1 U	1 U	1 U	NS	1 U	1 U	1 U	NS	1 U	0.5 U	0.5 U	0.5 U	0.5 U	0.5 U
2-Butanone	ug/L	NS	5 U	5 U	5 U	NS	5 U	5 U	5 U	NS	5 U	10 U	10 U	10 U	10 U	10 U
1,1,1-Trichloroethane	ug/L	NS	1 U	1 U	1 U	NS	1 U	1 U	1 U	NS	1 U	0.5 U	0.5 U	0.5 U	0.5 U	0.5 U
Carbon Tetrachloride	ug/L	NS	1 U	1 U	1 U	NS	1 U	1 U	1 U	NS	1 U	0.5 U	0.5 U	0.5 U	0.5 U	0.5 U
Bromodichloromethane	ug/L	NS	1 U	1 U	1 U	NS	1 U	1 U	1 U	NS	1 U	0.5 U	0.5 U	0.5 U	0.5 U	0.5 U
1,2-Dichloropropane	ug/L	NS	1 U	1 U	1 U	NS	1 U	1 U	1 U	NS	1 U	0.5 U	0.5 U	0.5 U	0.5 U	0.5 U
cis-1,3-Dichloropropene	ug/L	NS	1 U	1 U	1 U	NS	1 U	1 U	1 U	NS	1 U	0.5 U	0.5 U	0.5 U	0.5 U	0.5 U
Trichloroethene	ug/L	NS	16	370	3.9	NS	1 U	1 U	1 U	NS	1 U	1	0.5 U	0.5 U	0.5 U	0.5 U
Dibromochloromethane	ug/L	NS	1 U	1 U	1 U	NS	1 U	1 U	1 U	NS	1 U	0.5 U	0.5 U	0.5 U	0.5 U	0.5 U
1,1,2-Trichloroethane	ug/L	NS	1 U	1 U	1 U	NS	1 U	1 U	1 U	NS	1 U	0.5 U	0.5 U	0.5 U	0.5 U	0.5 U
Benzene	ug/L	NS	1 U	1 U	1 U	NS	1 U	1 U	1 U	NS	1 U	0.5 U	0.5 U	0.5 U	0.5 U	0.5 U
Trans-1,3-Dichloropropene	ug/L	NS	1 U	1 U	1 U	NS	1 U	1 U	1 U	NS	1 U	0.5 U	0.5 U	0.5 U	0.5 U	0.5 U
Bromoform	ug/L	NS	1 U	1 U	1 U	NS	1 U	1 U	1 U	NS	1 U	0.5 U	0.5 U	0.5 U	0.5 U	0.5 U
4-Methyl-2-pentanone	ug/L	NS	5 U	5 U	5 U	NS	5 U	5 U	5 U	NS	5 U	10 U	10 U	10 U	10 U	10 U
2-Hexanone	ug/L	NS	5 U	5 U	5 U	NS	5 U	5 U	5 U	NS	5 U	10 U	10 U	10 U	10 U	10 U
Tetrachloroethene	ug/L	NS	1 U	34	19	NS	1 U	1 U	1 U	NS	1 U	0.5 U	0.5 U	0.5 U	0.5 U	0.5 U
1,1,2,2-Tetrachloroethane	ug/L	NS	1 U	1 U	1 U	NS	1 U	1 U	1 U	NS	1 U	0.5 U	0.5 U	0.5 U	0.5 U	0.5 U
Toluene	ug/L	NS	1 U	1 U	1 U	NS	1 U	1 U	1 U	NS	1 U	0.5 U	0.5 U	0.5 U	0.5 U	0.5 U
Chlorobenzene	ug/L	NS	1 U	1 U	1 U	NS	1 U	1 U	1 U	NS	1 U	0.5 U	0.5 U	0.5 U	0.5 U	0.5 U
Ethylbenzene	ug/L	NS	1 U	1 U	1 U	NS	1 U	1 U	1 U	NS	1 U	0.5 U	0.5 U	0.5 U	0.5 U	0.5 U
Styrene	ug/L	NS	1 U	1 U	1 U	NS	1 U	1 U	1 U	NS	1 U	0.5 U	0.5 U	0.5 U	0.5 U	0.5 U
Xylene (total)	ug/L	NS	1 U	1 U	1 U	NS	1 U	1 U	1 U	NS	1 U	0.5 U	0.5 U	0.5 U	0.5 U	0.5 U

Notes: Samples from wells RFW-20 & 21, Town-22&23 are analyzed with the USEPA drinking water method 524.2 at the request of the MDE Source Protection and Appropriation Division. Samples from all of the other wells are analyzed with USEPA Method 8260.

NS = Not sampled

U = Compound was analyzed but not detected.

Table 2-5
 Summary of Groundwater Analytical Results - November 2007
 Black & Decker
 Hampstead, Maryland

PARAMETER	Units	EW-1	EW-2	EW-3	EW-3 (DUP)	EW-4	EW-5	EW-6	EW-7	EW-8	EW-9	EW-10
			(2)			(10)						
Chloromethane	ug/L	NS	2 U	1 U	1 U	10 U	1 U	1 U	1 U	1 U	1 U	1 U
Bromomethane	ug/L	NS	2 U	1 U	1 U	10 U	1 U	1 U	1 U	1 U	1 U	1 U
Vinyl Chloride	ug/L	NS	2 U	1 U	1 U	10 U	1 U	1 U	1 U	1 U	1 U	1 U
Chloroethane	ug/L	NS	2 U	1 U	1 U	10 U	1 U	1 U	1 U	1 U	1 U	1 U
Methylene Chloride	ug/L	NS	4 U	2 U	2 U	20 U	2 U	2 U	2 U	2 U	2 U	2 U
Acetone	ug/L	NS	10 U	5 U	5 U	50 U	5 U	5 U	5 U	5 U	5 U	5 U
Carbon Disulfide	ug/L	NS	10 U	5 U	5 U	50 U	5 U	5 U	5 U	5 U	5 U	5 U
1,1-Dichloroethene	ug/L	NS	2 U	1 U	1 U	10 U	1 U	1 U	1 U	1 U	1 U	1 U
1,1-Dichloroethane	ug/L	NS	2 U	1 U	1 U	10 U	1 U	1 U	1 U	1.2	1 U	1 U
1,2-Dichloroethene (total)	ug/L	NS	3	1.8	1.9	10 U	1 U	1 U	7.1	29	1.1	1 U
Chloroform	ug/L	NS	2 U	1 U	1 U	10 U	1 U	1 U	1 U	1 U	1 U	1 U
1,2-Dichloroethane	ug/L	NS	2 U	1 U	1 U	10 U	1 U	1 U	1 U	1 U	1 U	1 U
2-Butanone	ug/L	NS	10 U	5 U	5 U	50 U	5 U	5 U	5 U	5 U	5 U	5 U
1,1,1-Trichloroethane	ug/L	NS	2 U	1 U	1 U	10 U	1	1 U	1 U	1 U	1 U	1 U
Carbon Tetrachloride	ug/L	NS	2 U	1 U	1 U	10 U	1 U	1 U	1 U	1 U	1 U	1 U
Bromodichloromethane	ug/L	NS	2 U	1 U	1 U	10 U	1 U	1 U	1 U	1 U	1 U	1 U
1,2-Dichloropropane	ug/L	NS	2 U	1 U	1 U	10 U	1 U	1 U	1 U	1 U	1 U	1 U
cis-1,3-Dichloropropene	ug/L	NS	2 U	1 U	1 U	10 U	1 U	1 U	1 U	1 U	1 U	1 U
Trichloroethene	ug/L	NS	420	150	130	1200	200	11	5.5	15	1.7	1 U
Dibromochloromethane	ug/L	NS	2 U	1 U	1 U	10 U	1 U	1 U	1 U	1 U	1 U	1 U
1,1,2-Trichloroethane	ug/L	NS	2 U	1 U	1 U	10 U	1 U	1 U	1 U	1 U	1 U	1 U
Benzene	ug/L	NS	2 U	1 U	1 U	10 U	1 U	1 U	1 U	1 U	1 U	1 U
Trans-1,3-Dichloropropene	ug/L	NS	2 U	1 U	1 U	10 U	1 U	1 U	1 U	1 U	1 U	1 U
Bromoform	ug/L	NS	2 U	1 U	1 U	10 U	1 U	1 U	1 U	1 U	1 U	1 U
4-Methyl-2-pentanone	ug/L	NS	10 U	5 U	5 U	50 U	5 U	5 U	5 U	5 U	5 U	5 U
2-Hexanone	ug/L	NS	10 U	5 U	5 U	50 U	5 U	5 U	5 U	5 U	5 U	5 U
Tetrachloroethene	ug/L	NS	67	3.7	3.4	24	7.8	21	11	130	230	6.7
1,1,2,2-Tetrachloroethane	ug/L	NS	2 U	1 U	1 U	10 U	1 U	1 U	1 U	1 U	1 U	1 U
Toluene	ug/L	NS	2 U	1 U	1 U	10 U	1 U	1 U	1 U	1 U	1 U	1 U
Chlorobenzene	ug/L	NS	2 U	1 U	1 U	10 U	1 U	1 U	1 U	1 U	1 U	1 U
Ethylbenzene	ug/L	NS	2 U	1 U	1 U	10 U	1 U	1 U	1 U	1 U	1 U	1 U
Styrene	ug/L	NS	2 U	1 U	1 U	10 U	1 U	1 U	1 U	1 U	1 U	1 U
Xylene (total)	ug/L	NS	2 U	1 U	1 U	10 U	1 U	1 U	1 U	1 U	1 U	1 U

Notes: U = Compound was analyzed for but not detected. Value shown is the method detection limit for quantification.
 J = Indicates an estimated value.

Table 2-5
 Summary of Groundwater Analytical Results - November 2007
 Black & Decker
 Hampstead, Maryland

PARAMETER	Units	RFW-1A	RFW-1B	RFW-2A	RFW-2B	RFW-3B	RFW-4A	RFW-4B	RFW-4B (DUP)	RFW-5A	RFW-6	RFW-7	RFW-8	RFW-9	RFW-10
Chloromethane	ug/L	1 U	1 U	1 U	1 U	1 U	1 U	1 U	1 U	NS	1 U	1 U	NS	1 U	NS
Bromomethane	ug/L	1 U	1 U	1 U	1 U	1 U	1 U	1 U	1 U	NS	1 U	1 U	NS	1 U	NS
Vinyl Chloride	ug/L	1 U	1 U	1 U	1 U	1 U	1 U	1 U	1 U	NS	1 U	1 U	NS	1 U	NS
Chloroethane	ug/L	1 U	1 U	1 U	1 U	1 U	1 U	1 U	1 U	NS	1 U	1 U	NS	1 U	NS
Methylene Chloride	ug/L	2 U	2 U	2 U	2 U	2 U	2 U	2 U	2 U	NS	2 U	2 U	NS	2 U	NS
Acetone	ug/L	5 U	5.4	5 U	5 U	5 U	5 U	5 U	5 U	NS	5 U	5 U	NS	5 U	NS
Carbon Disulfide	ug/L	5 U	5 U	5 U	5 U	5 U	5 U	5 U	5 U	NS	5 U	5 U	NS	5 U	NS
1,1-Dichloroethene	ug/L	1 U	1 U	1 U	1 U	1 U	1 U	1 U	1 U	NS	1 U	1 U	NS	1.1	NS
1,1-Dichloroethane	ug/L	1 U	1 U	1 U	1 U	1 U	1 U	1 U	1 U	NS	1 U	1 U	NS	1 U	NS
1,2-Dichloroethene (total)	ug/L	1 U	1 U	1 U	1 U	4.8	1.1	2.5	2.7	NS	1.1	1 U	NS	2.9	NS
Chloroform	ug/L	1 U	1 U	1 U	1 U	1 U	1.2	1.5	1.6	NS	1 U	1 U	NS	1 U	NS
1,2-Dichloroethane	ug/L	1 U	1 U	1 U	1 U	1 U	1 U	1 U	1 U	NS	1 U	1 U	NS	1 U	NS
2-Butanone	ug/L	5 U	5 U	5 U	5 U	5 U	5 U	5 U	5 U	NS	5 U	5 U	NS	5 U	NS
1,1,1-Trichloroethane	ug/L	1 U	1 U	1 U	1 U	1 U	1 U	1 U	1 U	NS	1 U	1 U	NS	1	NS
Carbon Tetrachloride	ug/L	1 U	1 U	1 U	1 U	1 U	1 U	1 U	1 U	NS	1 U	1 U	NS	1 U	NS
Bromodichloromethane	ug/L	1 U	1 U	1 U	1 U	1 U	1 U	1 U	1 U	NS	1 U	1 U	NS	1 U	NS
1,2-Dichloropropane	ug/L	1 U	1 U	1 U	1 U	1 U	1 U	1 U	1 U	NS	1 U	1 U	NS	1 U	NS
cis-1,3-Dichloropropene	ug/L	1 U	1 U	1 U	1 U	1 U	1 U	1 U	1 U	NS	1 U	1 U	NS	1 U	NS
Trichloroethene	ug/L	1 U	1 U	1 J	1 U	2.7	36	48	51	NS	5.7	3.2	NS	14	NS
Dibromochloromethane	ug/L	1 U	1 U	1 U	1 U	1 U	1 U	1 U	1 U	NS	1 U	1 U	NS	1 U	NS
1,1,2-Trichloroethane	ug/L	1 U	1 U	1 U	1 U	1 U	1 U	1 U	1 U	NS	1 U	1 U	NS	1 U	NS
Benzene	ug/L	1 U	1 U	1 U	1 U	1 U	1 U	1 U	1 U	NS	1 U	1 U	NS	1 U	NS
Trans-1,3-Dichloropropene	ug/L	1 U	1 U	1 U	1 U	1 U	1 U	1 U	1 U	NS	1 U	1 U	NS	1 U	NS
Bromoform	ug/L	1 U	1 U	1 U	1 U	1 U	1 U	1 U	1 U	NS	1 U	1 U	NS	1 U	NS
4-Methyl-2-pentanone	ug/L	5 U	5 U	5 U	1 U	5 U	5 U	5 U	5 U	NS	5 U	5 U	NS	5 U	NS
2-Hexanone	ug/L	5 U	5 U	5 U	5 U	5 U	5 U	5 U	5 U	NS	5 U	5 U	NS	5 U	NS
Tetrachloroethene	ug/L	1 U	1 U	1 U	1 U	2.9	33	71	77	NS	4.6	1 U	NS	1.5	NS
1,1,2,2-Tetrachloroethane	ug/L	1 U	1 U	1 U	1 U	1 U	1 U	1 U	1 U	NS	1 U	1 U	NS	1 U	NS
Toluene	ug/L	1 U	1 U	1 U	1 U	1 U	1 U	1 U	1 U	NS	1 U	1 U	NS	1 U	NS
Chlorobenzene	ug/L	1 U	1 U	1 U	1 U	1 U	1 U	1 U	1 U	NS	1 U	1 U	NS	1 U	NS
Ethylbenzene	ug/L	1 U	1 U	1 U	1 U	1 U	1 U	1 U	1 U	NS	1 U	1 U	NS	1 U	NS
Styrene	ug/L	1 U	1 U	1 U	1 U	1 U	1 U	1 U	1 U	NS	1 U	1 U	NS	1 U	NS
Xylene (total)	ug/L	1 U	1 U	1 U	1 U	1 U	1 U	1 U	1 U	NS	1 U	1 U	NS	1 U	NS

Notes: DUP = Duplicate sample
 NS = Not sampled

U = Compound was analyzed for but not detected. Value shown is the method detection limit for quantification.
 J = Indicates an estimated value.

Table 2-5
 Summary of Groundwater Analytical Results - November 2007
 Black & Decker
 Hampstead, Maryland

PARAMETER	Units	RFW-11A	RFW-11B	RFW-12B	RFW-13	RFW-16	RFW-17	Leister Dairy	Leister Res. #1	Leister Res. #2	Trip Blank	RFW-20	RFW-21	Town #22	Town #23	Trip Blank
		(S)											USEPA drinking water method 524.2			
Chloromethane	ug/L	NS	1 U	5 U	1 U	NS	1 U	1 U	1 U	NS	1 U	0.5 U	0.5 U	0.5 U	0.5 U	0.5 U
Bromomethane	ug/L	NS	1 U	5 U	1 U	NS	1 U	1 U	1 U	NS	1 U	1 U	1 U	1 U	1 U	1 U
Vinyl Chloride	ug/L	NS	1 U	5 U	1 U	NS	1 U	1 U	1 U	NS	1 U	0.5 U	0.5 U	0.5 U	0.5 U	0.5 U
Chloroethane	ug/L	NS	1 U	5 U	1 U	NS	1 U	1 U	1 U	NS	1 U	1 U	1 U	1 U	1 U	1 U
Methylene Chloride	ug/L	NS	2 U	10 U	2 U	NS	2 U	2 U	2 U	NS	2 U	0.5 U	0.5 U	0.5 U	0.5 U	0.5 U
Acetone	ug/L	NS	5 U	25 U	5 U	NS	5 U	5 U	5 U	NS	5 U	10 U	10 U	10 U	4.9 J	10 U
Carbon Disulfide	ug/L	NS	5 U	25 U	5 U	NS	5 U	5 U	5 U	NS	5 U	NA	NA	NA	NA	NA
1,1-Dichloroethene	ug/L	NS	1 U	5 U	1 U	NS	1 U	1 U	1 U	NS	1 U	0.5 U	0.5 U	0.5 U	0.5 U	0.5 U
1,1-Dichloroethane	ug/L	NS	1 U	5 U	1 U	NS	1 U	1 U	1 U	NS	1 U	0.5 U	0.5 U	0.5 U	0.5 U	0.5 U
1,2-Dichloroethene (total)	ug/L	NS	1 U	3.6 J	1 U	NS	1 U	1 U	1 U	NS	1 U	0.5 U	0.5 U	0.5 U	0.5 U	0.5 U
Chloroform	ug/L	NS	1 U	5 U	1 U	NS	1 U	1 U	1 U	NS	1 U	0.5 U	0.5 U	0.5 U	8.7	0.5 U
1,2-Dichloroethane	ug/L	NS	1 U	5 U	1 U	NS	1 U	1 U	1 U	NS	1 U	0.5 U	0.5 U	0.5 U	0.5 U	0.5 U
2-Butanone	ug/L	NS	5 U	25 U	5 U	NS	5 U	5 U	5 U	NS	5 U	10 U	10 U	10 U	10 U	10 U
1,1,1-Trichloroethane	ug/L	NS	1 U	5 U	1 U	NS	1 U	1 U	1 U	NS	1 U	0.5 U	0.5 U	0.5 U	0.5 U	0.5 U
Carbon Tetrachloride	ug/L	NS	1 U	5 U	1 U	NS	1 U	1 U	1 U	NS	1 U	0.5 U	0.5 U	0.5 U	0.5 U	0.5 U
Bromodichloromethane	ug/L	NS	1 U	5 U	1 U	NS	1 U	1 U	1 U	NS	1 U	0.5 U	0.5 U	0.5 U	10	0.5 U
1,2-Dichloropropane	ug/L	NS	1 U	5 U	1 U	NS	1 U	1 U	1 U	NS	1 U	0.5 U	0.5 U	0.5 U	0.5 U	0.5 U
cis-1,3-Dichloropropene	ug/L	NS	1 U	5 U	1 U	NS	1 U	1 U	1 U	NS	1 U	0.5 U	0.5 U	0.5 U	0.5 U	0.5 U
Trichloroethene	ug/L	NS	15	540	11	NS	1 U	1 U	1 U	NS	1 U	1	0.5 U	0.5 U	0.5 U	0.5 U
Dibromochloromethane	ug/L	NS	1 U	5 U	1 U	NS	1 U	1 U	1 U	NS	1 U	0.5 U	0.5 U	0.5 U	8.3	0.5 U
1,1,2-Trichloroethane	ug/L	NS	1 U	5 U	1 U	NS	1 U	1 U	1 U	NS	1 U	0.5 U	0.5 U	0.5 U	0.5 U	0.5 U
Benzene	ug/L	NS	1 U	5 U	1 U	NS	1 U	1 U	1 U	NS	1 U	0.5 U	0.5 U	0.5 U	0.5 U	0.5 U
Trans-1,3-Dichloropropene	ug/L	NS	1 U	5 U	1 U	NS	1 U	1 U	1 U	NS	1 U	0.5 U	0.5 U	0.5 U	0.5 U	0.5 U
Bromoform	ug/L	NS	1 U	5 U	1 U	NS	1 U	1 U	1 U	NS	1 U	0.5 U	0.5 U	0.5 U	1.5	0.5 U
4-Methyl-2-pentanone	ug/L	NS	5 U	25 U	5 U	NS	5 U	5 U	5 U	NS	5 U	10 U	10 U	10 U	10 U	10 U
2-Hexanone	ug/L	NS	5 U	25 U	5 U	NS	5 U	5 U	5 U	NS	5 U	10 U	10 U	10 U	10 U	10 U
Tetrachloroethene	ug/L	NS	1 U	49	37	NS	1 U	1 U	1 U	NS	1 U	0.5 U	0.5 U	0.5 U	0.5 U	0.5 U
1,1,2,2-Tetrachloroethane	ug/L	NS	1 U	5 U	1 U	NS	1 U	1 U	1 U	NS	1 U	0.5 U	0.5 U	0.5 U	0.5 U	0.5 U
Toluene	ug/L	NS	1 U	5 U	1 U	NS	1 U	1 U	1 U	NS	1 U	0.5 U	0.5 U	0.5 U	0.5 U	0.5 U
Chlorobenzene	ug/L	NS	1 U	5 U	1 U	NS	1 U	1 U	1 U	NS	1 U	0.5 U	0.5 U	0.5 U	0.5 U	0.5 U
Ethylbenzene	ug/L	NS	1 U	5 U	1 U	NS	1 U	1 U	1 U	NS	1 U	0.5 U	0.5 U	0.5 U	0.5 U	0.5 U
Styrene	ug/L	NS	1 U	5 U	1 U	NS	1 U	1 U	1 U	NS	1 U	0.5 U	0.5 U	0.5 U	0.5 U	0.5 U
Xylene (total)	ug/L	NS	1 U	5 U	1 U	NS	1 U	1 U	1 U	NS	1 U	0.5 U	0.5 U	0.5 U	0.5 U	0.5 U

Notes: Samples from wells RFW-20 & 21, Town-22&23 are analyzed with the USEPA drinking water method 524.2 at the request of the MDE Source Protection and Appropriation Division. Samples from all of the other wells are analyzed with USEPA Method 8260.

NS = Not sampled

U = Compound was analyzed but not detected.

Table 2-6
 Summary of Groundwater Analytical Results - February 2008
 Black & Decker
 Hampstead, Maryland

PARAMETER	Units	EW-1	EW-2	EW-3	EW-4	EW-5	EW-6	EW-7	EW-8	EW-9	EW-9 (DUP)	EW-10
Chloromethane	ug/L	NS	1 U	1 U	1 U	1 U	1 U	1 U	1 U	1 U	1 U	1 U
Bromomethane	ug/L	NS	1 U	1 U	1 U	1 U	1 U	1 U	1 U	1 U	1 U	1 U
Vinyl Chloride	ug/L	NS	1 U	1 U	1 U	1 U	1 U	1 U	1 U	1 U	1 U	1 U
Chloroethane	ug/L	NS	1 U	1 U	1 U	1 U	1 U	1 U	1 U	1 U	1 U	1 U
Methylene Chloride	ug/L	NS	2 U	2 U	2 U	2 U	2 U	2 U	2 U	2 U	2 U	2 U
Acetone	ug/L	NS	5 U	5 U	5 U	5 U	5 U	5 U	5 U	5 U	5 U	5 U
Carbon Disulfide	ug/L	NS	5 U	5 U	5 U	5 U	5 U	5 U	5 U	5 U	5 U	5 U
1,1-Dichloroethene	ug/L	NS	1 U	1 U	1 U	1 U	1 U	1 U	1 U	1 U	1 U	1 U
1,1-Dichloroethane	ug/L	NS	1 U	1 U	1 U	1 U	1 U	1 U	1.2	1 U	1 U	1 U
1,2-Dichloroethene (total)	ug/L	NS	3	1.6	1 U	1 U	1 U	6.4	18	1 U	1 U	1 U
Chloroform	ug/L	NS	1 U	1 U	1 U	1 U	1 U	1 U	1 U	1 U	1 U	1 U
1,2-Dichloroethane	ug/L	NS	1 U	1 U	1 U	1 U	1 U	1 U	1 U	1 U	1 U	1 U
2-Butanone	ug/L	NS	5 U	5 U	5 U	5 U	5 U	5 U	5 U	5 U	5 U	5 U
1,1,1-Trichloroethane	ug/L	NS	1 U	1 U	1 U	1 U	1 U	1 U	1 U	1 U	1 U	1 U
Carbon Tetrachloride	ug/L	NS	1 U	1 U	1 U	1 U	1 U	1 U	1 U	1 U	1 U	1 U
Bromodichloromethane	ug/L	NS	1 U	1 U	1 U	1 U	1 U	1 U	1 U	1 U	1 U	1 U
1,2-Dichloropropane	ug/L	NS	1 U	1 U	1 U	1 U	1 U	1 U	1 U	1 U	1 U	1 U
cis-1,3-Dichloropropene	ug/L	NS	1 U	1 U	1 U	1 U	1 U	1 U	1 U	1 U	1 U	1 U
Trichloroethene	ug/L	NS	350	130	830	150	8.7	5.4	9.2	1.4	1.4	1 U
Dibromochloromethane	ug/L	NS	1 U	1 U	1 U	1 U	1 U	1 U	1 U	1 U	1 U	1 U
1,1,2-Trichloroethane	ug/L	NS	1 U	1 U	1 U	1 U	1 U	1 U	1 U	1 U	1 U	1 U
Benzene	ug/L	NS	1 U	1 U	1 U	1 U	1 U	1 U	1 U	1 U	1 U	1 U
Trans-1,3-Dichloropropene	ug/L	NS	1 U	1 U	1 U	1 U	1 U	1 U	1 U	1 U	1 U	1 U
Bromoform	ug/L	NS	1 U	1 U	1 U	1 U	1 U	1 U	1 U	1 U	1 U	1 U
4-Methyl-2-pentanone	ug/L	NS	5 U	5 U	5 U	5 U	5 U	5 U	5 U	5 U	5 U	5 U
2-Hexanone	ug/L	NS	5 U	5 U	5 U	5 U	5 U	5 U	5 U	5 U	5 U	5 U
Tetrachloroethene	ug/L	NS	57	3.4	18	4.4	15	11	62	160	170	4.2
1,1,1,2-Tetrachloroethane	ug/L	NS	1 U	1 U	1 U	1 U	1 U	1 U	1 U	1 U	1 U	1 U
Toluene	ug/L	NS	1 U	1 U	1 U	1 U	1 U	1 U	1 U	1 U	1 U	1 U
Chlorobenzene	ug/L	NS	1 U	1 U	1 U	1 U	1 U	1 U	1 U	1 U	1 U	1 U
Ethylbenzene	ug/L	NS	1 U	1 U	1 U	1 U	1 U	1 U	1 U	1 U	1 U	1 U
Styrene	ug/L	NS	1 U	1 U	1 U	1 U	1 U	1 U	1 U	1 U	1 U	1 U
Xylene (total)	ug/L	NS	1 U	1 U	1 U	1 U	1 U	1 U	1 U	1 U	1 U	1 U

Notes: U = Compound was analyzed for but not detected. Value shown is the method detection limit for quantification.
 J = Indicates an estimated value.

Table 2-6
Summary of Groundwater Analytical Results - February 2008
Black & Decker
Hampstead, Maryland

PARAMETER	Units	RFW-1A	RFW-1B	RFW-2A	RFW-2B	RFW-3B	RFW-4A	RFW-4A (DUP)	RFW-4B	RFW-5A	RFW-6	RFW-7	RFW-8	RFW-9	RFW-10
Chloromethane	ug/L	1 U	1 U	1 U	1 U	1 U	1 U	1 U	1 U	NS	1 U	1 U	NS	1 U	NS
Bromomethane	ug/L	1 U	1 U	1 U	1 U	1 U	1 U	1 U	1 U	NS	1 U	1 U	NS	1 U	NS
Vinyl Chloride	ug/L	1 U	1 U	1 U	1 U	1 U	1 U	1 U	1 U	NS	1 U	1 U	NS	1 U	NS
Chloroethane	ug/L	1 U	1 U	1 U	1 U	1 U	1 U	1 U	1 U	NS	1 U	1 U	NS	1 U	NS
Methylene Chloride	ug/L	2 U	2 U	2 U	2 U	2 U	2 U	2 U	2 U	NS	2 U	2 U	NS	2 U	NS
Acetone	ug/L	5 U	5 U	5 U	5 U	5 U	5 U	5 U	5 U	NS	5 U	5 U	NS	5 U	NS
Carbon Disulfide	ug/L	5 U	5 U	5 U	5 U	5 U	5 U	5 U	5 U	NS	5 U	5 U	NS	5 U	NS
1,1-Dichloroethene	ug/L	1 U	1 U	1 U	1 U	1 U	1 U	1 U	1 U	NS	1 U	1 U	NS	1 U	NS
1,1-Dichloroethane	ug/L	1 U	1 U	1 U	1 U	1 U	1 U	1 U	1 U	NS	1 U	1 U	NS	1 U	NS
1,2-Dichloroethene (total)	ug/L	1 U	1 U	1 U	1 U	5	1 U	1 U	5.5	NS	1 U	1 U	NS	11	NS
Chloroform	ug/L	1 U	1 U	1 U	1 U	1 U	1.1	1	1 U	NS	1 U	1 U	NS	1 U	NS
1,2-Dichloroethane	ug/L	1 U	1 U	1 U	1 U	1 U	1 U	1 U	1 U	NS	1 U	1 U	NS	1 U	NS
2-Butanone	ug/L	5 U	5 U	5 U	5 U	5 U	5 U	5 U	5 U	NS	5 U	5 U	NS	5 U	NS
1,1,1-Trichloroethane	ug/L	1 U	1 U	1 U	1 U	1 U	1 U	1 U	1 U	NS	1 U	1 U	NS	1.1	NS
Carbon Tetrachloride	ug/L	1 U	1 U	1 U	1 U	1 U	1 U	1 U	1 U	NS	1 U	1 U	NS	1 U	NS
Bromodichloromethane	ug/L	1 U	1 U	1 U	1 U	1 U	1 U	1 U	1 U	NS	1 U	1 U	NS	1 U	NS
1,2-Dichloropropane	ug/L	1 U	1 U	1 U	1 U	1 U	1 U	1 U	1 U	NS	1 U	1 U	NS	1 U	NS
cis-1,3-Dichloropropene	ug/L	1 U	1 U	1 U	1 U	1 U	1 U	1 U	1 U	NS	1 U	1 U	NS	1 U	NS
Trichloroethene	ug/L	1 U	1 U	2	1.6	1 U	28	27	11	NS	3.4	3.4	NS	16	NS
Dibromochloromethane	ug/L	1 U	1 U	1 U	1 U	1 U	1 U	1 U	1 U	NS	1 U	1 U	NS	1 U	NS
1,1,2-Trichloroethane	ug/L	1 U	1 U	1 U	1 U	1 U	1 U	1 U	1 U	NS	1 U	1 U	NS	1 U	NS
Benzene	ug/L	1 U	1 U	1 U	1 U	1 U	1 U	1 U	1 U	NS	1 U	1 U	NS	1 U	NS
Trans-1,3-Dichloropropene	ug/L	1 U	1 U	1 U	1 U	1 U	1 U	1 U	1 U	NS	1 U	1 U	NS	1 U	NS
Bromoform	ug/L	1 U	1 U	1 U	1 U	1 U	1 U	1 U	1 U	NS	1 U	1 U	NS	1 U	NS
4-Methyl-2-pentanone	ug/L	5 U	5 U	5 U	1 U	5 U	5 U	5 U	5 U	NS	5 U	5 U	NS	5 U	NS
2-Hexanone	ug/L	5 U	5 U	5 U	5 U	5 U	5 U	5 U	5 U	NS	5 U	5 U	NS	5 U	NS
Tetrachloroethene	ug/L	1 U	1 U	1 U	1 U	1.7	22	21	51	NS	2.9	1 U	NS	6.6	NS
1,1,2,2-Tetrachloroethane	ug/L	1 U	1 U	1 U	1 U	1 U	1 U	1 U	1 U	NS	1 U	1 U	NS	1 U	NS
Toluene	ug/L	1 U	1 U	1 U	1 U	1 U	1 U	1 U	1 U	NS	1 U	1 U	NS	1 U	NS
Chlorobenzene	ug/L	1 U	1 U	1 U	1 U	1 U	1 U	1 U	1 U	NS	1 U	1 U	NS	1 U	NS
Ethylbenzene	ug/L	1 U	1 U	1 U	1 U	1 U	1 U	1 U	1 U	NS	1 U	1 U	NS	1 U	NS
Styrene	ug/L	1 U	1 U	1 U	1 U	1 U	1 U	1 U	1 U	NS	1 U	1 U	NS	1 U	NS
Xylene (total)	ug/L	1 U	1 U	1 U	1 U	1 U	1 U	1 U	1 U	NS	1 U	1 U	NS	1 U	NS

Notes: DUP = Duplicate sample
 NS = Not sampled

U = Compound was analyzed for but not detected. Value shown is the method detection limit for quantification.
 J = Indicates an estimated value.

Table 2-6
Summary of Groundwater Analytical Results - February 2008
Black & Decker
Hampstead, Maryland

PARAMETER	Units	RFW-11A	RFW-11B	RFW-12B	RFW-13	RFW-16	RFW-17	Leister Dairy	Leister Res. #1	Leister Res. #2	Trip Blank	RFW-20	RFW-21	Town #22	Town #23	Trip Blank
		USEPA drinking water method 524.2														
Chloromethane	ug/L	NS	1 U	1 U	1 U	NS	1 U	1 U	1 U	NS	1 U	0.5 U	0.5 U	0.5 U	0.5 U	0.5 U
Bromomethane	ug/L	NS	1 U	1 U	1 U	NS	1 U	1 U	1 U	NS	1 U	1 U	1 U	1 U	1 U	1 U
Vinyl Chloride	ug/L	NS	1 U	1 U	1 U	NS	1 U	1 U	1 U	NS	1 U	0.5 U	0.5 U	0.5 U	0.5 U	0.5 U
Chloroethane	ug/L	NS	1 U	1 U	1 U	NS	1 U	1 U	1 U	NS	1 U	1 U	1 U	1 U	1 U	1 U
Methylene Chloride	ug/L	NS	2 U	2 U	2 U	NS	2 U	2 U	2 U	NS	2 U	0.5 U	0.5 U	0.5 U	0.5 U	0.5 U
Acetone	ug/L	NS	5 U	5 U	5 U	NS	5 U	5 U	5 U	NS	5 U	10 U	10 U	10 U	10 U	10 U
Carbon Disulfide	ug/L	NS	5 U	5 U	5 U	NS	5 U	5 U	5 U	NS	5 U	NA	NA	NA	NA	NA
1,1-Dichloroethene	ug/L	NS	1 U	1 U	1 U	NS	1 U	1 U	1 U	NS	1 U	0.5 U	0.5 U	0.5 U	0.5 U	0.5 U
1,1-Dichloroethane	ug/L	NS	1 U	1 U	1 U	NS	1 U	1 U	1 U	NS	1 U	0.5 U	0.5 U	0.5 U	0.5 U	0.5 U
1,2-Dichloroethene (total)	ug/L	NS	1 U	1.6	1 U	NS	1 U	1 U	1 U	NS	1 U	0.5 U	0.5 U	0.5 U	0.5 U	0.5 U
Chloroform	ug/L	NS	1 U	1 U	1 U	NS	1 U	1 U	1 U	NS	1 U	0.5 U	0.5 U	0.5 U	0.5 U	0.5 U
1,2-Dichloroethane	ug/L	NS	1 U	1 U	1 U	NS	1 U	1 U	1 U	NS	1 U	0.5 U	0.5 U	0.5 U	0.5 U	0.5 U
2-Butanone	ug/L	NS	5 U	5 U	5 U	NS	5 U	5 U	5 U	NS	5 U	10 U	10 U	10 U	10 U	10 U
1,1,1-Trichloroethane	ug/L	NS	1 U	1 U	1 U	NS	1 U	1 U	1 U	NS	1 U	0.5 U	0.5 U	0.5 U	0.5 U	0.5 U
Carbon Tetrachloride	ug/L	NS	1 U	1 U	1 U	NS	1 U	1 U	1 U	NS	1 U	0.5 U	0.5 U	0.5 U	0.5 U	0.5 U
Bromodichloromethane	ug/L	NS	1 U	1 U	1 U	NS	1 U	1 U	1 U	NS	1 U	0.5 U	0.5 U	0.5 U	0.5 U	0.5 U
1,2-Dichloropropane	ug/L	NS	1 U	1 U	1 U	NS	1 U	1 U	1 U	NS	1 U	0.5 U	0.5 U	0.5 U	0.5 U	0.5 U
cis-1,3-Dichloropropene	ug/L	NS	1 U	1 U	1 U	NS	1 U	1 U	1 U	NS	1 U	0.5 U	0.5 U	0.5 U	0.5 U	0.5 U
Trichloroethene	ug/L	NS	10	560	3.3	NS	1 U	1 U	1 U	NS	1 U	0.9	0.5 U	0.5 U	0.5 U	0.5 U
Dibromochloromethane	ug/L	NS	1 U	1 U	1 U	NS	1 U	1 U	1 U	NS	1 U	0.5 U	0.5 U	0.5 U	0.5 U	0.5 U
1,1,2-Trichloroethane	ug/L	NS	1 U	1 U	1 U	NS	1 U	1 U	1 U	NS	1 U	0.5 U	0.5 U	0.5 U	0.5 U	0.5 U
Benzene	ug/L	NS	1 U	1 U	1 U	NS	1.6	1 U	1 U	NS	1 U	0.5 U	0.5 U	0.5 U	0.5 U	0.5 U
Trans-1,3-Dichloropropene	ug/L	NS	1 U	1 U	1 U	NS	1 U	1 U	1 U	NS	1 U	0.5 U	0.5 U	0.5 U	0.5 U	0.5 U
Bromoform	ug/L	NS	1 U	1 U	1 U	NS	1 U	1 U	1 U	NS	1 U	0.5 U	0.5 U	0.5 U	0.5 U	0.5 U
4-Methyl-2-pentanone	ug/L	NS	5 U	5 U	5 U	NS	5 U	5 U	5 U	NS	5 U	10 U	10 U	10 U	10 U	10 U
2-Hexanone	ug/L	NS	5 U	5 U	5 U	NS	5 U	5 U	5 U	NS	5 U	10 U	10 U	10 U	10 U	10 U
Tetrachloroethene	ug/L	NS	1 U	40	16	NS	1 U	1 U	1 U	NS	1 U	0.5 U	0.5 U	0.5 U	0.5 U	0.5 U
1,1,2,2-Tetrachloroethane	ug/L	NS	1 U	1 U	1 U	NS	1 U	1 U	1 U	NS	1 U	0.5 U	0.5 U	0.5 U	0.5 U	0.5 U
Toluene	ug/L	NS	1 U	1 U	1 U	NS	1 U	1 U	1 U	NS	1 U	0.5 U	0.5 U	0.5 U	0.5 U	0.5 U
Chlorobenzene	ug/L	NS	1 U	1 U	1 U	NS	1 U	1 U	1 U	NS	1 U	0.5 U	0.5 U	0.5 U	0.5 U	0.5 U
Ethylbenzene	ug/L	NS	1 U	1 U	1 U	NS	1 U	1 U	1 U	NS	1 U	0.5 U	0.5 U	0.5 U	0.5 U	0.5 U
Styrene	ug/L	NS	1 U	1 U	1 U	NS	1 U	1 U	1 U	NS	1 U	0.5 U	0.5 U	0.5 U	0.5 U	0.5 U
Xylene (total)	ug/L	NS	1 U	1 U	1 U	NS	1 U	1 U	1 U	NS	1 U	0.5 U	0.5 U	0.5 U	0.5 U	0.5 U

Notes: Samples from wells RFW-20 & 21, Town-22&23 are analyzed with the USEPA drinking water method 524.2 at the request of the MDE Source Protection and Appropriation Division. Samples from all of the other wells are analyzed with USEPA Method 8260.

NS = Not sampled

U = Compound was analyzed but not detected.

Table 2-7
Summary of Groundwater Analytical Results - May 2008
Black & Decker
Hampstead, Maryland

PARAMETER	Units	EW-1	EW-2	EW-3	EW-4 (10)	EW-5	EW-6	EW-7	EW-8	EW-9	EW-9 DUP	EW-10
Chloromethane	ug/L	NS	1 U	1 U	1 U	1 U	1 U	1 U	1 U	1 U	1 U	1 U
Bromomethane	ug/L	NS	1 U	1 U	1 U	1 U	1 U	1 U	1 U	1 U	1 U	1 U
Vinyl Chloride	ug/L	NS	1 U	1 U	1 U	1 U	1 U	1 U	1 U	1 U	1 U	1 U
Chloroethane	ug/L	NS	1 U	1 U	1 U	1 U	1 U	1 U	1 U	1 U	1 U	1 U
Methylene Chloride	ug/L	NS	4.1 B	4.8 B	44 B	1 U	1 U	1 U	1 U	1 U	1 U	5.1 B
Acetone	ug/L	NS	5 U	5 U	5 U	5 U	5 U	5 U	5 U	5 U	5 U	5 U
Carbon Disulfide	ug/L	NS	5 U	5 U	5 U	5 U	5 U	5 U	5 U	5 U	5 U	5 U
1,1-Dichloroethene	ug/L	NS	1 U	1 U	1 U	1 U	1 U	1 U	1 U	1 U	1 U	1 U
1,1-Dichloroethane	ug/L	NS	1 U	1 U	1 U	1 U	1 U	1 U	1 U	1 U	1 U	1 U
1,2-Dichloroethene (total)	ug/L	NS	3.3	2.2	1 U	1 U	1 U	8.6	25	1 U	1 U	1 U
Chloroform	ug/L	NS	1 U	1 U	1 U	1 U	1 U	1 U	1 U	1 U	1 U	1 U
1,2-Dichloroethane	ug/L	NS	1 U	1 U	1 U	1 U	1 U	1 U	1 U	1 U	1 U	1 U
2-Butanone	ug/L	NS	5 U	5 U	5 U	5 U	5 U	5 U	5 U	5 U	5 U	5 U
1,1,1-Trichloroethane	ug/L	NS	1 U	1 U	1 U	1 U	1 U	1 U	1 U	1 U	1 U	1 U
Carbon Tetrachloride	ug/L	NS	1 U	1 U	1 U	1 U	1 U	1.2	1 U	1 U	1 U	1 U
Bromodichloromethane	ug/L	NS	1 U	1 U	1 U	1 U	1 U	1 U	1 U	1 U	1 U	1 U
1,2-Dichloropropane	ug/L	NS	1 U	1 U	1 U	1 U	1 U	1 U	1 U	1 U	1 U	1 U
cis-1,3-Dichloropropene	ug/L	NS	1 U	1 U	1 U	1 U	1 U	1 U	1 U	1 U	1 U	1 U
Trichloroethene	ug/L	NS	470	160	1000	200	12	9.1	15	1.4	1.6	1 U
Dibromochloromethane	ug/L	NS	1 U	1 U	1 U	1 U	1 U	1 U	1 U	1 U	1 U	1 U
1,1,2-Trichloroethane	ug/L	NS	1 U	1 U	1 U	1 U	1 U	1 U	1 U	1 U	1 U	1 U
Benzene	ug/L	NS	1 U	1 U	1 U	1 U	1 U	1 U	1 U	1 U	1 U	1 U
Trans-1,3-Dichloropropene	ug/L	NS	1 U	1 U	1 U	1 U	1 U	1 U	1 U	1 U	1 U	1 U
Bromoform	ug/L	NS	1 U	1 U	1 U	1 U	1 U	1 U	1 U	1 U	1 U	1 U
4-Methyl-2-pentanone	ug/L	NS	5 U	5 U	5 U	5 U	5 U	5 U	5 U	5 U	5 U	5 U
2-Hexanone	ug/L	NS	5 U	5 U	5 U	5 U	5 U	5 U	5 U	5 U	5 U	5 U
Tetrachloroethene	ug/L	NS	68	4.2	27	9.6	21	20	94	190	230	2.7
1,1,2,2-Tetrachloroethane	ug/L	NS	1 U	1 U	1 U	1 U	1 U	1 U	1 U	1 U	1 U	1 U
Toluene	ug/L	NS	1 U	1 U	1 U	1 U	1 U	1 U	1 U	1 U	1 U	1 U
Chlorobenzene	ug/L	NS	1 U	1 U	1 U	1 U	1 U	1 U	1 U	1 U	1 U	1 U
Ethylbenzene	ug/L	NS	1 U	1 U	1 U	1 U	1 U	1 U	1 U	1 U	1 U	1 U
Styrene	ug/L	NS	1 U	1 U	1 U	1 U	1 U	1 U	1 U	1 U	1 U	1 U
Xylene (total)	ug/L	NS	1 U	1 U	1 U	1 U	1 U	1 U	1 U	1 U	1 U	1 U

DUP = Duplicate sample
 NS = Not sampled
 (2.5) = Dilution factor.

U = Compound was analyzed for but not detected. Value shown is the method detection limit for quantification.
 J = Indicates an estimated value.
 B = Indicates that the analyte was found in the associated blank as well as in the sample.

Table 2-7
 Summary of Groundwater Analytical Results - May 2008
 Black & Decker
 Hampstead, Maryland

PARAMETER	Units	RFW-1A	RFW-1B	RFW-2A	RFW-2B	RFW-3B	RFW-4A	RFW-4A (DUP)	RFW-4B	RFW-5A	RFW-6	RFW-7	RFW-8	RFW-9	RFW-10
Chloromethane	ug/L	1 U	1 U	1 U	1 U	1 U	1 U	1 U	1 U	NS	1 U	1 U	NS	1 U	NS
Bromomethane	ug/L	1 U	1 U	1 U	1 U	1 U	1 U	1 U	1 U	NS	1 U	1 U	NS	1 U	NS
Vinyl Chloride	ug/L	1 U	1 U	1 U	1 U	1 U	1 U	1 U	1 U	NS	1 U	1 U	NS	1 U	NS
Chloroethane	ug/L	1 U	1 U	1 U	1 U	1 U	1 U	1 U	1 U	NS	1 U	1 U	NS	1 U	NS
Methylene Chloride	ug/L	4.5 B	4.2 B	4.2 B	4.1 B	4.6 B	4 B	4.4 B	4 B	NS	4.8 B	4.6 B	NS	4.8 B	NS
Acetone	ug/L	5 U	5 U	5 U	5 U	5 U	5 U	5 U	5 U	NS	1 U	5 U	NS	1 U	NS
Carbon Disulfide	ug/L	5 U	5 U	5 U	5 U	5 U	5 U	5 U	5 U	NS	1 U	5 U	NS	1 U	NS
1,1-Dichloroethene	ug/L	1 U	1 U	1 U	1 U	1 U	1 U	1 U	1 U	NS	1 U	1 U	NS	1 U	NS
1,1-Dichloroethane	ug/L	1 U	1 U	1 U	1 U	1 U	1 U	1 U	1 U	NS	1 U	1 U	NS	1 U	NS
1,2-Dichloroethene (total)	ug/L	1 U	1 U	1 U	1 U	4.5	1 U	1 U	5	NS	1 U	1 U	NS	12	NS
Chloroform	ug/L	1 U	1 U	1 U	1 U	1 U	1.1	1.1	1 U	NS	1 U	1 U	NS	1 U	NS
1,2-Dichloroethane	ug/L	1 U	1 U	1 U	1 U	1 U	1 U	1 U	1 U	NS	1 U	1 U	NS	1 U	NS
2-Butanone	ug/L	5 U	5 U	5 U	5 U	5 U	5 U	5 U	5 U	NS	1 U	5 U	NS	1 U	NS
1,1,1-Trichloroethane	ug/L	1 U	1 U	1 U	1 U	1 U	1 U	1 U	1 U	NS	1 U	1 U	NS	1 U	NS
Carbon Tetrachloride	ug/L	1 U	1 U	1 U	1 U	1 U	1 U	1 U	1 U	NS	1 U	1 U	NS	1 U	NS
Bromodichloromethane	ug/L	1 U	1 U	1 U	1 U	1 U	1 U	1 U	1 U	NS	1 U	1 U	NS	1 U	NS
1,2-Dichloropropane	ug/L	1 U	1 U	1 U	1 U	1 U	1 U	1 U	1 U	NS	5 U	1 U	NS	1 U	NS
cis-1,3-Dichloropropene	ug/L	1 U	1 U	1 U	1 U	1 U	1 U	1 U	1 U	NS	5 U	1 U	NS	1 U	NS
Trichloroethene	ug/L	1 U	1 U	1.4	2.4	1 U	31	29	15	NS	2.8	3.8	NS	14	NS
Dibromochloromethane	ug/L	1 U	1 U	1 U	1 U	1 U	1 U	1 U	1 U	NS	1 U	1 U	NS	1 U	NS
1,1,2-Trichloroethane	ug/L	1 U	1 U	1 U	1 U	1 U	1 U	1 U	1 U	NS	1 U	1 U	NS	1 U	NS
Benzene	ug/L	1 U	1 U	1 U	1 U	1 U	1 U	1 U	1 U	NS	1 U	1 U	NS	1 U	NS
Trans-1,3-Dichloropropene	ug/L	1 U	1 U	1 U	1 U	1 U	1 U	1 U	1 U	NS	1 U	1 U	NS	1 U	NS
Bromoform	ug/L	1 U	1 U	1 U	1 U	1 U	1 U	1 U	1 U	NS	1 U	1 U	NS	1 U	NS
4-Methyl-2-pentanone	ug/L	5 U	5 U	5 U	5 U	5 U	5 U	5 U	5 U	NS	5 U	5 U	NS	1 U	NS
2-Hexanone	ug/L	5 U	5 U	5 U	5 U	5 U	5 U	5 U	5 U	NS	5 U	5 U	NS	1 U	NS
Tetrachloroethene	ug/L	1 U	1 U	1 U	1 U	1.9	24	22	44	NS	2.8	1 U	NS	6.4	NS
1,1,2,2-Tetrachloroethane	ug/L	1 U	1 U	1 U	1 U	1 U	1 U	1 U	1 U	NS	1 U	1 U	NS	1 U	NS
Toluene	ug/L	1 U	1 U	1 U	1 U	1 U	1 U	1 U	1 U	NS	1 U	1 U	NS	1 U	NS
Chlorobenzene	ug/L	1 U	1 U	1 U	1 U	1 U	1 U	1 U	1 U	NS	1 U	1 U	NS	1 U	NS
Ethylbenzene	ug/L	1 U	1 U	1 U	1 U	1 U	1 U	1 U	1 U	NS	1 U	1 U	NS	1 U	NS
Styrene	ug/L	1 U	1 U	1 U	1 U	1 U	1 U	1 U	1 U	NS	1 U	1 U	NS	1 U	NS
Xylene (total)	ug/L	1 U	1 U	1 U	1 U	1 U	1 U	1 U	1 U	NS	1 U	1 U	NS	1 U	NS

DUP = Duplicate sample
 NS = Not sampled
 (2.5) = Dilution factor.

U = Compound was analyzed for but not detected. Value shown is the method detection limit for quantification.
 J = Indicates an estimated value.
 B = Indicates that the analyte was found in the associated blank as well as in the sample.

Table 2-7
 Summary of Groundwater Analytical Results - May 2008
 Black & Decker
 Hampstead, Maryland

PARAMETER	Units	RFW-11A	RFW-11B	RFW-12B	RFW-13	RFW-16	RFW-17	Leister Dairy	Leister Res. #1	Leister Res. #2	Trip Blank	RFW-20	RFW-21	Town #22	Town #23	Trip Blank
		USEPA drinking water method 524.2														
Chloromethane	ug/L	NS	1 U	1 U	1 U	NS	1 U	1 U	1 U	NS	1 U	0.5 U	0.5 U	0.5 U	0.5 U	0.5 U
Bromomethane	ug/L	NS	1 U	1 U	1 U	NS	1 U	1 U	1 U	NS	1 U	1 U	1 U	1 U	1 U	1 U
Vinyl Chloride	ug/L	NS	1 U	1 U	1 U	NS	1 U	1 U	1 U	NS	1 U	0.5 U	0.5 U	0.5 U	0.5 U	0.5 U
Chloroethane	ug/L	NS	1 U	1 U	1 U	NS	1 U	1 U	1 U	NS	1 U	1 U	1 U	1 U	1 U	1 U
Methylene Chloride	ug/L	NS	4.8 B	4.3 B	5 B	NS	5.1 B	5.7 B	4.7 B	NS	1 U	0.5 U	0.5 U	0.5 U	0.5 U	0.5 U
Acetone	ug/L	NS	5 U	5 U	5 U	NS	5 U	5 U	5 U	NS	5 U	10 U	2.3 J	10 U	10 U	2.9 J
Carbon Disulfide	ug/L	NS	5 U	5 U	5 U	NS	5 U	5 U	5 U	NS	5 U	NA	NA	NA	NA	NA
1,1-Dichloroethene	ug/L	NS	1 U	1 U	1 U	NS	1 U	1 U	1 U	NS	1 U	0.5 U	0.5 U	0.5 U	0.5 U	0.5 U
1,1-Dichloroethane	ug/L	NS	1 U	1 U	1 U	NS	1 U	1 U	1 U	NS	1 U	0.5 U	0.5 U	0.5 U	0.5 U	0.5 U
1,2-Dichloroethene (total)	ug/L	NS	1 U	1.9	1 U	NS	1 U	1 U	1 U	NS	1 U	0.5 U	0.5 U	0.5 U	0.5 U	0.5 U
Chloroform	ug/L	NS	1 U	1 U	1 U	NS	1 U	1 U	1 U	NS	1 U	0.5 U	0.5 U	0.5 U	0.5 U	0.5 U
1,2-Dichloroethane	ug/L	NS	1 U	1 U	1 U	NS	1 U	1 U	1 U	NS	1 U	0.5 U	0.5 U	0.5 U	0.5 U	0.5 U
2-Butanone	ug/L	NS	5 U	5 U	5 U	NS	5 U	5 U	5 U	NS	5 U	10 U	10 U	10 U	10 U	10 U
1,1,1-Trichloroethane	ug/L	NS	1 U	1 U	1 U	NS	1 U	1 U	1 U	NS	1 U	0.5 U	0.5 U	0.5 U	0.5 U	0.5 U
Carbon Tetrachloride	ug/L	NS	1 U	1 U	1 U	NS	1 U	1 U	1 U	NS	1 U	0.5 U	0.5 U	0.5 U	0.5 U	0.5 U
Bromodichloromethane	ug/L	NS	1 U	1 U	1 U	NS	1 U	1 U	1 U	NS	1 U	0.5 U	0.5 U	0.5 U	0.5 U	0.5 U
1,2-Dichloropropane	ug/L	NS	1 U	1 U	1 U	NS	1 U	1 U	1 U	NS	1 U	0.5 U	0.5 U	0.5 U	0.5 U	0.5 U
cis-1,3-Dichloropropene	ug/L	NS	1 U	1 U	1 U	NS	1 U	1 U	1 U	NS	1 U	0.5 U	0.5 U	0.5 U	0.5 U	0.5 U
Trichloroethene	ug/L	NS	12	580	3.4	NS	1 U	1 U	1 U	NS	1 U	0.8	0.5 U	0.5 U	0.5 U	0.5 U
Dibromochloromethane	ug/L	NS	1 U	1 U	1 U	NS	1 U	1 U	1 U	NS	1 U	0.5 U	0.5 U	0.5 U	0.5 U	0.5 U
1,1,2-Trichloroethane	ug/L	NS	1 U	1 U	1 U	NS	1 U	1 U	1 U	NS	1 U	0.5 U	0.5 U	0.5 U	0.5 U	0.5 U
Benzene	ug/L	NS	1 U	1 U	1 U	NS	1 U	1 U	1 U	NS	1 U	0.5 U	0.5 U	0.5 U	0.5 U	0.5 U
Trans-1,3-Dichloropropene	ug/L	NS	1 U	1 U	1 U	NS	1 U	1 U	1 U	NS	1 U	0.5 U	0.5 U	0.5 U	0.5 U	0.5 U
Bromoform	ug/L	NS	1 U	1 U	1 U	NS	1 U	1 U	1 U	NS	1 U	0.5 U	0.5 U	0.5 U	0.5 U	0.5 U
4-Methyl-2-pentanone	ug/L	NS	5 U	5 U	5 U	NS	5 U	5 U	5 U	NS	5 U	10 U	10 U	10 U	10 U	10 U
2-Hexanone	ug/L	NS	5 U	5 U	5 U	NS	5 U	5 U	5 U	NS	5 U	10 U	10 U	10 U	10 U	10 U
Tetrachloroethene	ug/L	NS	1 U	37	18	NS	1 U	1 U	1 U	NS	1 U	0.5 U	0.5 U	0.5 U	0.5 U	0.5 U
1,1,2,2-Tetrachloroethane	ug/L	NS	1 U	1 U	1 U	NS	1 U	1 U	1 U	NS	1 U	0.5 U	0.5 U	0.5 U	0.5 U	0.5 U
Toluene	ug/L	NS	1 U	1 U	1 U	NS	1 U	1 U	1 U	NS	1 U	0.5 U	0.5 U	0.5 U	0.5 U	0.5 U
Chlorobenzene	ug/L	NS	1 U	1 U	1 U	NS	1 U	1 U	1 U	NS	1 U	0.5 U	0.5 U	0.5 U	0.5 U	0.5 U
Ethylbenzene	ug/L	NS	1 U	1 U	1 U	NS	1 U	1 U	1 U	NS	1 U	0.5 U	0.5 U	0.5 U	0.5 U	0.5 U
Styrene	ug/L	NS	1 U	1 U	1 U	NS	1 U	1 U	1 U	NS	1 U	0.5 U	0.5 U	0.5 U	0.5 U	0.5 U
Xylene (total)	ug/L	NS	1 U	1 U	1 U	NS	1 U	1 U	1 U	NS	1 U	0.5 U	0.5 U	0.5 U	0.5 U	0.5 U

Note: Samples from wells RFW-20&21, Town-22&23 are analyzed with USEPA Method 524.2 at the request of the MDE Source Protection and Appropriation Division. Samples from all other wells are analyzed with U = Compound was analyzed for but not detected. Value shown is the method detection limit
 J = Indicates an estimated value.
 B = Indicates that the analyte was found in the associated blank as well as in the sample.

DUP = Duplicate sample
 NS = Not sampled
 (2.5) = Dilution factor.

3. OPERATION AND MAINTENANCE OF THE TREATMENT SYSTEM

A summary of the maintenance activities that were performed on the extraction and treatment system during the reporting period (July 2007 through June 2008) is provided in Table 3-1. This table is comprehensive in summarizing significant maintenance events or activities, while not including those activities considered unworthy of note (such as replacement of light bulbs, lubrication of moving parts, as appropriate, or other routine activities).

Table 3-1
Treatment System Maintenance Activities (July 2007 through June 2008)
Black & Decker
Hampstead, Maryland

Date	Event/Corrective Action
Jul-07	Micro-Tech designs onsite for periodic calibration of the Wet Well, Air Stripper and the Chemical feed.
Aug-07	The pumps that drain the air stripper column were cycling. The valve in the ceiling was adjusted to create a steady flow. This caused pressure to build in the system. Wells EW-3 & EW-8 were turned off temporarily to reduce the pressure. There was added demand to the system due to a 300 ton chiller used within the facility. The chiller was drawing additional water from the system. The additional demand caused the instability in the pumps that drain the air stripper column. the two wells were off for 66 hours until the pressure could be reduced in the system. All wells are running again.
Oct-07	EW-2 went down due to a bad timer and control relay. Both the timer and control relays were replaced. EW-2 also went down for 4 days due to a bad control contactor. The control contactor was replaced. 2 short shutdowns of the system occurred, 1 due to a short power outage the other due
Dec-07	EW-10 tripped off due to 115 volt power breaker turned off in the old boiler room causing the heater in the well house to be turned off. The breaker was turned back on. EW-10 is back online. There was a high column blower failure due to ice in the blower in take, the ice was removed and the system was back online.
Jan-08	EW-6 went down due to faulty heater. The heater was replaced well back online. Alarm at the stripper due to High column pressure the system was reset.
Feb-08	Alarm at the stripper. EW-7 went down due to faulty heater. The heater was replaced well back online.
Mar-08	There were 2 short power outages causing the system to go down. Stripper alarm sounded due to a high wet well. Wet well was reset. The pump in EW-3 was drawing high amps. The well was run during the day and turned off at night during the last week of March. The pump has been replaced and the well is back up and running all day.
Apr-08	Installed a new pump motor in well EW-3. Well bleached and back online. A short power outage caused the system to go down. The system was reset.
Jun-08	Alarm at the air stripper, due to a power outage. The system was down for 17 hours, the system was reset, all wells are running. An alarm at the stripper due to a high wet well, the system was reset and all wells are running.

4. TREATMENT SYSTEM PERFORMANCE EVALUATION

During the reporting period of July 2007 to June 2008, depth-to-water measurements were collected in all site monitor wells on a monthly basis. A groundwater elevation contour map was constructed each month to verify that the groundwater extraction system was providing a hydraulic barrier to prevent any groundwater contamination from migrating off-site. Pumping rates were adjusted as necessary to ensure that hydraulic control was being maintained across the site. Significant drawdown has been observed in both shallow and deeper monitor wells throughout the long-term pumping of the extraction well system, indicating that considerable interconnection exists between the shallow and deeper groundwater.

The groundwater elevation data collected in May 2008 were contoured using KT3D (Tonkin and Larson, 2002), a software program designed to contour groundwater elevation data while taking into account one or more pumping centers. As discussed in *A Systematic Approach for Evaluation of Capture Zones at Pump and Treat System* (USEPA, 2008), KT3D uses a linear-log kriging method that accounts for more tightly spaced groundwater elevation contours around pumping centers. Traditional computer-contouring packages utilize linear kriging methods that can overestimate predicted capture zones around pumping centers.

As shown in Figure 2-1, the groundwater elevation contour map generated by KT3D using groundwater elevation and pumping rate data for May 2008 shows a large depression in the groundwater surface in the vicinity of the pumping well networks at the site. The groundwater pathlines show that the direction of groundwater flow is toward the extraction wells and the pumping well network is establishing an effective hydraulic barrier along the site property boundaries. The predicted groundwater capture zones for the pumping wells extend across the site property.

The system as presently configured is successful in meeting the objective of capturing on-site groundwater, thereby reducing the potential off-site migration of contaminated groundwater. The system is also successful in treating the collected groundwater to remove the VOCs from the water. The laboratory analytical results of the treated discharge water indicate that no VOCs are present.

5. RECOMMENDATIONS

As discussed in Section 4, the treatment system has created a hydraulic boundary that prevents the off-site migration of groundwater. The extraction system will continue to operate as currently configured to pump and treat contaminated groundwater. Depth-to-water measurements will continue to be collected on a monthly basis in all site monitor wells to construct a groundwater elevation contour map for the site. The groundwater elevation contour map will be used to verify that the required area of groundwater capture is being maintained. If necessary, pumping rates will be adjusted to maintain groundwater capture due to seasonal fluctuations in groundwater elevations. The treatment system will also continue to operate as currently configured, as data collected have proven that the treatment system is fully effective in removing VOCs from the extracted groundwater.

APPENDIX A
WITHDRAWAL REPORTS

MARYLAND DEPARTMENT of the ENVIRONMENT, WATER MANAGEMENT ADMINISTRATION, 1800 WASHINGTON BLVD, BALTIMORE, MD 21230

Operator Justin Myers, ESS Certification # 8406

Black & Decker WTP

PWSID # 106-0004 County: Carroll

Month: April

Operated by Maryland Environmental Service

Address: BTR CAPITAL GROUP, Hampstead, MD 21073
625 Hanover Pike, Hampstead, Carroll County, Maryland

Year: 2008

GENERAL (DOMESTIC WATER)				CHEMICAL							MONITORING				DISTRIBUTION		RAW WATER		Comments
Date	Day	Weather	Flow meter reading o	MGD Total FQIR	pH P.O.E	Free Cl2	Na2CO3 Level	Na2CO3 (gpd)	NaOCL Level	NaOCL (gpd)	VOC'S (ppb)	Bacti Pos/Neg	pH su	TFC mg/l	DISTRIBUTION LOCATION	Operator Initials	pH su	TOTAL RAW WATER WELL (mgd)	
1	tue	rain	0	0.0034	7.3	1.37	36.00	2.00	57.00	0.00						djones		0.180613	
2	wed	clear	0	0.0046	7.2	1.32	34.00	1.00	57.00	0.00			7.10	0.70	Eng Lab	djones	5.10	0.175106	
3	thur	clear	0	0.0039	7.3	1.37	33.00	1.00	57.00	0.00						djones		0.180037	
4	fri	rain	0	0.0025	7.5	1.48	32.00	1.00	57.00	0.00			7.2	1.10	Admin bld 1st fl	djones		0.191177	
5	sat	clear	0	0.0000	7.4	1.53	51.00	0.00	57.00	0.00						djones		0.158107	
6	sun	rain	0	0.0150	7.1	1.51	51.00	5.00	57.00	0.00						djones		0.179357	
7	mon	cldy	0	0.0145	7.0	1.41	46.00	5.00	57.00	0.00			7.1	1.00	Eng Lab	ss		0.175584	
8	tue	cldy	0	0.0037	7.2	1.38	41.00	1.00	57.00	0.00						ss		0.199104	
9	wed	cldy	0	0.0039	7.7	1.32	40.00	3.50	57.00	0.00			7.0	0.70	Admin bld 2nd fl	ss		0.180488	
10	thur	clear	0	0.0069	6.8	1.22	36.50	0.50	57.00	0.00						gd		0.231233	
11	fri	clear	0	0.0023	7.1	1.14	36.00	1.00	57.00	0.00						ss	5.50	0.198135	
12	sat	cldy	0	0.0048	7.2	1.04	35.00	1.00	57.00	0.00						ss		0.199179	
13	sun	cldy	0	0.0025	7.1	1.04	34.00	1.00	57.00	0.00						ss		0.178699	
14	mon	clear	0	0.0058	6.8	1.06	33.00	2.00	57.00	0.00			6.7	1.00	Eng Lab	djones		0.200929	
15	tue	clear	0	0.0070	7.2	1.05	31.00	3.00	57.00	0.00						djones		0.207056	
16	wed	clear	0	0.0051	7.4	1.07	28.00	1.00	57.00	0.00			7.1	0.90	Admin bld 1st fl	djones	5.30	0.191411	
17	thur	clear	0	0.0052	7.3	1.29	27.00	1.00	57.00	0.00						djones		0.197835	
18	fri	clear	0	0.0139	7.5	1.51	46.00	5.00	57.00	0.00			7.3	1.30	Admin bld 2nd fl	djones		0.207844	
19	sat	clear	0	0.0014	7.3	1.59	41.00	1.00	57.00	0.00						djones		0.197704	
20	sun	rain	0	0.0035	7.5	1.36	40.00	1.00	57.00	0.00						gd		0.204687	
21	mon	cldy	0	0.0041	7.5	1.39	39.00	1.00	57.00	0.00						gd		0.181700	
22	tue	clear	0	0.0027	7.3	1.46	38.00	1.00	57.00	0.00			6.9	0.80	Eng Lab	djones		0.215907	
23	wed	clear	0	0.0050	7.3	1.52	37.00	1.00	57.00	0.00			7.0	1.30	Admin bld 1st fl	djones	5.30	0.186692	
24	thur	clear	0	0.0049	7.4	1.53	36.00	2.00	57.00	0.00						djones		0.205995	
25	fri	cldy	0	0.0027	7.4	1.48	34.00	0.00	57.00	0.00			7.0	1.20	Admin bld 2nd fl	djones		0.207472	
26	sat	clear	0	0.0024	7.4	1.33	34.00	1.00	57.00	0.00						djones		0.202060	
27	sun	rain	0	0.0025	7.0	1.08	33.00	1.00	57.00	0.00						djones		0.207957	
28	mon	rain	0	0.0024	7.2	1.21	32.00	1.00	57.00	0.00			7.9	1.00	Admin bld 1st fl	ss		0.194881	
29	tue	clear	0	0.0052	7.5	0.97	31.00	2.00	57.00	0.00						ss		0.200293	
30	wed	clear	0	0.0026	7.7	1.41	29.00	2.00	57.00	0.00			7.8	1.10	Eng Lab	wt	5.00	0.197355	
31																			
Total				0.1444	7.29	1.31	1094.5	49.00	1710.0	0.00	0.0	0.0	86	12				5.834597	
Average				0.0048	7.29	1.31	36.48	1.63	57.00	0.00	0.0	0.0	7.18	1.01				0.194487	
Minimum				0.0000	6.80	0.97	27.00	0.00	57.00	0.00	0.0	0.0	6.70	0.70				0.158107	MOR
Maximum				0.0150	7.70	1.59	51.00	5.00	57.00	0.00	0.0	0.0	7.90	1.30				0.231233	04/09/07

MARYLAND DEPARTMENT of the ENVIRONMENT, WATER MANAGEMENT ADMINISTRATION, 1800 WASHINGTON BLVD, BALTIMORE, MD 21230

Operator Justin Myers, ESS Certification # 8406

Black & Decker WTP

PWSID # 106-0004 County: Carroll

Month: May

Operated by

Address: BTR CAPITAL GROUP, Hampstead, MD 21073

Maryland Environmental Service

625 Hanover Pike, Hampstead, Carroll County, Maryland

Year: 2008

GENERAL			DOMESTIC WATER		CHEMICAL						MONITORING		DISTRIBUTION			RAW WATER		Comments	
Date	Day	Weather	Flow meter reading 0	MGD Total FGIR	pH P.O.E	Free Cl ₂	Na ₂ CO ₃ Level	Na ₂ CO ₃ (gpd)	NaOCL Level	NaOCL (gpd)	VOC'S (ppb)	Bacil Pos/Neg	pH su	TRC mg/l	DISTRIBUTION LOCATION	Operator Initials	pH su		TOTAL RAW WATER-WELL (mgd)
1	thur	cldy	0	0.0057	7.7	1.22	27.00	3.00	57.00	0.00						mw		0.229917	
2	fri	clr	0	0.0023	7.2	1.94	44.00	1.00	57.00	0.00			7.50	1.10	Admin 2nd Fl	ss	8.00	0.178900	
3	sat	cldy	0	0.0024	7.2	2.10	43.00	2.00	57.00	0.00						ss		0.203418	
4	sun	clr	0	0.0021	7.4	2.15	41.00	0.00	57.00	0.00						ss		0.190765	
5	mon	clr	0	0.0028	7.3	2.20	41.00	1.00	57.00	0.00			6.9	1.70	Eng Lab	djones		0.202553	
6	tue	clr	0	0.0050	7.9	1.77	43.00	2.00	57.00	0.00						djones		0.213168	
7	wed	clr	0	0.0047	7.6	1.68	41.00	2.00	57.00	0.00			7.3	1.60	Admin 1st Fl	djones	5.20	0.189537	
8	thur	cldy	0	0.0023	7.3	1.78	39.00	1.00	57.00	0.00						djones		0.201169	
9	fri	rain	0	0.0027	7.5	1.69	38.00	2.00	57.00	0.00			7.2	1.50	Admin 2nd Fl	djones		0.216931	
10	sat	clr	0	0.0023	7.4	1.43	36.00	1.00	57.00	0.00						mw		0.201094	
11	sun	slr	0	0.0027	7.4	1.55	35.00	1.00	57.00	0.00						mw		0.185365	
12	mon	rain	0	0.0049	7.7	1.67	34.00	1.00	57.00	0.00			7.6	1.30	Eng Lab	djones		0.204250	
13	tue	clr	0	0.0024	7.2	1.54	33.00	1.00	57.00	0.00						djones		0.219478	
14	wed	clr	0	0.0051	7.8	1.49	32.00	1.00	57.00	0.00			7.2	1.30	Admin 2nd Fl	djones	5.10	0.189094	
15	thur	cldy	0	0.0023	7.3	1.52	31.00	3.00	57.00	0.00						djones		0.217778	
16	fri	rain	0	0.0026	7.6	1.30	48.00	1.00	57.00	0.00			6.6	1.00	Admin 1st Fl	gd		0.215874	
17	sat	clr	0	0.0024	6.7	1.30	47.00	1.00	57.00	0.00						gd		0.200430	
18	sun	rain	0	0.0025	7.5	1.18	46.00	1.00	57.00	0.00						ss		0.211138	
19	mon	cldy	0	0.0050	8.0	1.27	45.00	1.00	57.00	0.00			7.0	1.30	Admin 1st Fl	ss		0.205056	
20	tue	rain	0	0.0023	7.1	1.03	44.00	0.00	57.00	1.00						ss		0.186031	
21	wed	clr	0	0.0051	7.2	1.39	44.00	1.00	56.00	0.00			7.0	1.20	Eng Lab	djones	5.20	0.200234	
22	thur	cldy	0	0.0051	7.2	1.41	43.00	1.00	56.00	0.00						djones		0.208092	
23	fri	clr	0	0.0025	7.4	1.53	42.00	1.00	56.00	0.00			7.1	1.20	Admin 2nd Fl	djones		0.220269	
24	sat	clr	0	0.0000	7.4	1.30	41.00	0.00	56.00	0.00						ss		0.206241	
25	sun	clr	0	0.0000	7.5	1.17	41.00	0.00	56.00	0.00						ss		0.187440	
26	mon	clr	0	0.0026	7.4	1.28	41.00	2.00	56.00	0.00						djones		0.202841	
27	tue	rain	0	0.0023	7.5	1.51	39.00	0.00	56.00	0.00			7.6	1.10	Admin 1st Fl	djones		0.205953	
28	wed	clr	0	0.0050	7.2	1.43	39.00	1.00	56.00	0.00			7.1	1.30	Eng Lab	djones	5.00	0.204956	
29	thur	clr	0	0.0023	7.1	1.44	38.00	1.00	56.00	0.00						djones		0.204466	
30	fri	clr	0	0.0025	7.2	1.42	37.00	1.00	56.00	0.00			7.2	1.10	Admin 2nd Fl	djones		0.214920	
31	sat	rain	0	0.0023	7.1	1.30	36.00	1.00	56.00	0.00						mw		0.198869	
Total				0.0942	229.0	46.99	1229.0	35.00	1756.0	1.00	0.0	0.0	93	17				6.316227	
Average				0.0030	7.39	1.52	39.65	1.13	56.65	0.03	0.0	0.0	7.18	1.28				0.203749	
Minimum				0.0000	6.70	1.03	27.00	0.00	56.00	0.00	0.0	0.0	6.60	1.00				0.178900	MOR
Maximum				0.0057	8.00	2.20	48.00	3.00	57.00	1.00	0.0	0.0	7.60	1.70				0.229917	04/09/07

MARYLAND DEPARTMENT of the ENVIRONMENT, WATER MANAGEMENT ADMINISTRATION, 1800 WASHINGTON BLVD, BALTIMORE, MD 21230

Operator Earle Villarreal ESS Certification # 1017

Black & Decker WTP

PWSID # 106-0004 County: Carroll

Month: June

Operated by

Address: BTR CAPITAL GROUP, Hampstead, MD 21073

Maryland Environmental Service

625 Hanover Pike, Hampstead, Carroll County, Maryland

Year: 2008

GENERAL (DOMESTIC WATER)				CHEMICAL							MONITORING			DISTRIBUTION			RAW WATER		Comments	
Date	Day	Weather	Flow meter reading 0	MGD Total FOIR	pH P.O.E	Free Cl ₂	Na ₂ CO ₃ Level	Na ₂ CO ₃ (gpd)	NaOCl Level	NaOCl (gpd)	VOC'S (ppb)	Bacti Pos/Neg	pH su	TRC mg/l	DISTRIBUTION LOCATION	Operator Initials	pH su	TOTAL RAW WATER WELL (mgd)		
1	sun	clr	0	0.0027	7.10	1.34	35.00	1.00	56.00	0.00						mwhitt		0.196313	June, 2008	
2	mon	clr	0	0.0054	7.40	1.48	34.00	1.00	56.00	0.00			6.90	1.10	Admin 1st fl	djones		0.211121		
3	tue	clr	0	0.0027	7.90	1.43	33.00	1.00	56.00	0.00						djones		0.213885		
4	wed	cldy	0	0.0053	7.70	1.34	32.00	2.00	56.00	0.00			7.50	1.20	Eng Lab	djones	5.10	0.198851		
5	thur	clr	0	0.0054	7.30	1.46	30.00	1.00	56.00	0.00						djones		0.226366		
6	fri	clr	0	0.0000	7.60	1.35	29.00	0.00	56.00	0.00						ss		0.193225		
7	sat	clr	0	0.0024	7.40	1.27	29.00	1.00	56.00	0.00						djones		0.180047		
8	sun	clr	0	0.0028	7.50	1.31	28.00	1.00	56.00	0.00						djones		0.136563		
9	mon	clr	0	0.0049	7.00	1.19	47.00	2.00	56.00	0.00						ss		0.302296		
10	tue	clr	0	0.0036	7.30	1.32	45.00	0.00	56.00	0.00			8.00	1.00	Admin 1st fl	ss		0.132756		
11	wed	clr	0	0.0051			45.00	2.00	56.00	0.00						djones		0.199246	pow outage	
12	thur	clr	0	0.0050	7.10	1.20	43.00	2.00	56.00	0.00						gk	5.30	0.209655		
13	fri	clr	0	0.0023	6.90	1.20	41.00	1.00	56.00	0.00			6.80	1.10	Admin 2nd fl	gk		0.260750		
14	sat	clr	0	0.0000	7.10	1.11	40.00	1.00	56.00	0.00						gk		0.186976		
15	sun	clr	0	0.0030	7.30	0.97	39.00	1.00	56.00	0.00						gk		0.199453		
16	mon	clr	0	0.0042	7.30	1.11	38.00	1.00	56.00	0.00			7.10	0.80	Eng Lab	djones		0.209063		
17	tue	clr	0	0.0054	7.00	1.28	37.00	1.00	56.00	0.00						djones		0.207403		
18	wed	clr	0	0.0051	7.10	1.21	36.00	2.00	56.00	0.00			6.80	1.10	Admin 1st fl	djones	5.10	0.200904		
19	thur	clr	0	0.0032	6.80	1.16	34.00	1.00	56.00	0.00						djones		0.202175		
20	fri	clr	0	0.0020	7.10	1.18	33.00	1.00	56.00	0.00			7.00	1.10	Admin 2nd fl	djones		0.180816		
21	sat	clr	0	0.0023	6.90	1.05	32.00	1.00	56.00	0.00						djones		0.203499		
22	sun	clr	0	0.0025	7.00	1.08	31.00	1.00	56.00	0.00						djones		0.239148		
23	mon	clr	0	0.0050	7.00	1.02	30.00	1.00	56.00	0.00			7.10	1.00		djones		0.192275		
24	tue	clr	0	0.0048	7.10	0.99	29.00	1.00	56.00	0.00						djones		0.217363		
25	wed	clr	0	0.0023	6.90	1.22	28.00	1.00	56.00	0.00						djones		0.180217		
26	thur	cldy	0	0.0048	7.40	1.24	27.00	1.00	56.00	0.00			7.00	1.00	Eng Lab	djones	5.20	0.203683		
27	fri	clr	0	0.0024	7.60	1.17	46.00	1.00	56.00	0.00			7.00	0.90	Admin 2nd fl	djones		0.185694		
28	sat	cldy	0	0.0023	7.20	1.10	45.00	1.00	56.00	0.00						djones		0.195119		
29	sun	cldy	0	0.0025	7.40	1.15	44.00	1.00	56.00	0.00						djones		0.245486		
30	mon	clr	0	0.0026	8.20	1.01	43.00	1.00	56.00	0.00			7.10	0.80	Admin 1st fl	ss		0.198144		
31																				
Total				0.1020	210.6	34.94	1083.0	33.00	1680.0	0.00	0.0	0.0	78.3	1.1				6.108492		
Average				0.0034	7.26	1.20	36.10	1.10	56.00	0.00	0.0	0.0	7.12	1.01				0.203616		
Minimum				0.0000	6.80	0.97	27.00	0.00	56.00	0.00	0.0	0.0	6.80	0.80				0.132756	MOR	
Maximum				0.0054	8.20	1.48	47.00	2.00	56.00	0.00	0.0	0.0	8.00	1.20				0.302296	04/09/07	

APPENDIX B
DISCHARGE MONITORING REPORTS

PERMITTEE NAME/ADDRESS (Include Facility Name/Location if different)
 NAME **AG/GFI Hampstead, Inc**
 ADDRESS **626 Hanover Pike**

NATIONAL POLLUTANT DISCHARGE ELIMINATION SYSTEM (NPDES)
DISCHARGE MONITORING REPORT (DMR)
 (2-16) (17-19)

State Discharge Permit
02-DP-0022

Form Approved. 12345
 OMB No. 2040-0004.
 Approval expires 05-31-98

MD0001881
 PERMIT NUMBER

001
 DISCHARGE NUMBER

Hampstead, MD 21074
 FACILITY **Black and Decker WWTP**
 LOCATION **626 Hanover Pike**
 ATTN

MONITORING PERIOD						
YEAR	MO	DAY	TO	YEAR	MO	DAY
08	04	01	TO	08	04	30
(20-21)	(22-23)	(24-25)		(26-27)	(28-29)	(30-31)

*** NO DISCHARGE ***
 NOTE: Read instructions before completing this form.

PARAMETER (32-37)	SAMPLE MEASUREMENT	QUANTITY OR LOADING (3 Card Only (46-53) (54-61))			QUANTITY OR CONCENTRATION (4 Card Only (38-45) (46-53) (54-61))			NO. EX (62-63)	FREQUENCY OF ANALYSIS (64-68)	SAMPLE TYPE (69-70)	
		AVERAGE	MAXIMUM	UNITS	MINIMUM	AVERAGE	MAXIMUM				UNITS
BOD, 5-DAY (20 DEG. C) 00310 1 0 0 EFFLUENT GROSS VALUE	SAMPLE MEASUREMENT	*****	*****	****	*****	*****	0	(19)	0	ONE/MONTH	GRAB
	PERMIT REQUIREMENT						115			ONE/MONTH	GRAB
pH	SAMPLE MEASUREMENT	*****	*****	****	6.0	*****	6.4	(12)	0	TWO/WEEK	GRAB
00400 1 0 0 EFFLUENT GROSS VALUE	PERMIT REQUIREMENT				6.0		8.5			TWO/WEEK	GRAB
SOLIDS, TOTAL SUSPENDED 00530 1 0 0 EFFLUENT GROSS VALUE	SAMPLE MEASUREMENT	*****	*****	****	*****	0	0	(19)	0	ONE/MONTH	GRAB
	PERMIT REQUIREMENT					20	30			ONE/MONTH	GRAB
FLOW, IN CONDUIT OR THRU TREATMENT PLANT 50050 1 0 0 EFFLUENT GROSS VALUE	SAMPLE MEASUREMENT	163300	673000	(07)	*****	*****	*****		0	MEASURED	RECORD
	PERMIT REQUIREMENT	REPORT	REPORT	GPD						MEASURED	RECORD
CHLORINE, TOTAL RESIDUAL 50060 1 0 0 EFFLUENT GROSS VALUE	SAMPLE MEASUREMENT	*****	*****	****	*****	<0.1	<0.1	(19)	0	ONE/MONTH	GRAB
	PERMIT REQUIREMENT					0.01	0.019			ONE/MONTH	GRAB
TETRACHLOROETHYLENE 34475 1 0 0 EFFLUENT GROSS VALUE	SAMPLE MEASUREMENT	*****	*****	****	*****	*****	0		0	ONE/MONTH	GRAB
	PERMIT REQUIREMENT						5			ONE/MONTH	GRAB
1,1,1-TRICHLOROETHANE 34506 1 0 0 EFFLUENT GROSS VALUE	SAMPLE MEASUREMENT	*****	*****	****	*****	*****	0		0	ONE/MONTH	GRAB
	PERMIT REQUIREMENT						5			ONE/MONTH	GRAB

NAME/TITLE PRINCIPAL EXECUTIVE OFFICER	I certify under penalty of law that this document and all attachments were prepared under my direction or supervision in accordance with a system designed to assure that qualified personnel properly gather and evaluate the information submitted. Based on my inquiry of the person or persons who manage the system, or those persons directly responsible for gathering the information, the information submitted is, to the best of my knowledge and belief, true, accurate, and complete. I am aware that there are significant penalties for submitting false information, including the possibility of fine and imprisonment for knowing violations.	TELEPHONE	DATE			
Jim Harkins, Director MES		SIGNATURE OF PRINCIPAL EXECUTIVE OFFICER OR AUTHORIZED AGENT	410 729-8350	08	05	22
TYPED OR PRINTED		AREA CODE	NUMBER	YEAR	MO	DAY

COMMENT AND EXPLANATION OF ANY VIOLATIONS (Reference all attachments here)

PERMITTEE NAME/ADDRESS (Include Facility Name/Location if different)

NAME **AG/GFI Hampstead, Inc**

ADDRESS **626 Hanover Pike**

Hampstead, MD 21074

FACILITY **Black and Decker WWTP**

LOCATION **626 Hanover Pike**

ATTN:

NATIONAL POLLUTANT DISCHARGE ELIMINATION SYSTEM (NPDES)
DISCHARGE MONITORING REPORT (DMR)
(2-16) (17-19)

State Discharge Permit
02-DP-0022

MD0001881
PERMIT NUMBER

001
DISCHARGE NUMBER

Form Approved. 12345
OMB No. 2040-0004.
Approval expires 05-31-98

MONITORING PERIOD					
YEAR	MO	DAY	YEAR	MO	DAY
FROM 08	04	01	TO 08	04	30
(20-21)	(22-23)	(24-25)	(26-27)	(28-29)	(30-31)

*** NO DISCHARGE ***
NOTE: Read instructions before completing this form.

PARAMETER (32-37)	SAMPLE MEASUREMENT	QUANTITY OR LOADING (3 Card Only (46-53) (54-61))			QUANTITY OR CONCENTRATION (4 Card Only (38-45) (46-53) (54-61))			UNITS	NO. EX (62-63)	FREQUENCY OF ANALYSIS (64-68)	SAMPLE TYPE (69-70)
		AVERAGE	MAXIMUM	UNITS	MINIMUM	AVERAGE	MAXIMUM				
TRICHLOROETHENE	SAMPLE MEASUREMENT	*****	*****		*****	*****	0		0	ONE/MONTH	GRAB
79141 1 0 0 EFFLUENT GROSS VALUE	PERMIT REQUIREMENT			****			5	ug/l		ONE/MONTH	GRAB
OIL AND GREASE TOTAL RECOVERABLE	SAMPLE MEASUREMENT	*****	*****		*****	0	0	(19)	0	ONE/MONTH	GRAB
70030 1 0 0 EFFLUENT GROSS VALUE	PERMIT REQUIREMENT			****		10	5	MG/L		ONE/MONTH	GRAB
	SAMPLE MEASUREMENT										
	PERMIT REQUIREMENT										
	SAMPLE MEASUREMENT										
	PERMIT REQUIREMENT										
	SAMPLE MEASUREMENT										
	PERMIT REQUIREMENT										
	SAMPLE MEASUREMENT										
	PERMIT REQUIREMENT										
	SAMPLE MEASUREMENT										
	PERMIT REQUIREMENT										
NAME/TITLE PRINCIPAL EXECUTIVE OFFICER	I certify under penalty of law that this document and all attachments were prepared under my direction or supervision in accordance with a system designed to assure that qualified personnel properly gather and evaluate the information submitted. Based on my inquiry of the person or persons who manage the system, or those persons directly responsible for gathering the information, the information submitted is, to the best of my knowledge and belief, true, accurate, and complete. I am aware that there are significant penalties for submitting false information, including the possibility of fine and imprisonment for knowing violations.							TELEPHONE		DATE	
Jim Harkins, Director MES								SIGNATURE OF PRINCIPAL EXECUTIVE OFFICER OR AUTHORIZED AGENT		410	729-8350
TYPED OR PRINTED			AREA CODE	NUMBER	YEAR	MO	DAY				

COMMENT AND EXPLANATION OF ANY VIOLATIONS (Reference all attachments here)

PERMITTEE NAME/ADDRESS (Include Facility Name/Location if different)
 NAME **AG/GFI Hampstead, Inc**
 ADDRESS **626 Hanover Pike**

NATIONAL POLLUTANT DISCHARGE ELIMINATION SYSTEM (NPDES)
DISCHARGE MONITORING REPORT (DMR)
 (2-16) (17-19)

State Discharge Permit
02-DP-0022

Form Approved: 12345
 OMB No. 2040-0004.
 Approval expires 05-31-98

MD0001881
 PERMIT NUMBER

101
 DISCHARGE NUMBER

Hampstead, MD 21074
 FACILITY **Black and Decker WWTP**
 LOCATION **626 Hanover Pike**
 ATTN:


MONITORING PERIOD					
YEAR	MO	DAY	YEAR	MO	DAY
FROM 08	04	01	TO 08	04	30
(20-21)	(22-23)	(24-25)	(26-27)	(28-29)	(30-31)

*** NO DISCHARGE ***
 NOTE: Read instructions before completing this form.

PARAMETER (32-37)	SAMPLE MEASUREMENT	QUANTITY OR LOADING (34-61)			QUANTITY OR CONCENTRATION (46-61)			NO. EX (62-63)	FREQUENCY OF ANALYSIS (64-68)	SAMPLE TYPE (69-70)
		AVERAGE (3 Card Only 46-53)	MAXIMUM (3 Card Only 54-61)	UNITS (3 Card Only 54-61)	MINIMUM (4 Card Only 38-45)	AVERAGE (4 Card Only 46-53)	MAXIMUM (4 Card Only 54-61)			
FLOW, IN CONDUIT OR THRU TREATMENT PLANT 50050 1 0 0 EFFLUENT GROSS VALUE		352833	582000	(07) GPD	*****	*****	*****	0	ONE/MONTH	GRAB
	PERMIT REQUIREMENT	REPORT	REPORT						ONE/MONTH	GRAB
COLIFORM, FECAL GENERAL 74055 1 0 0 EFFLUENT GROSS VALUE		*****	*****	****	*****	*****	1	(30)	ONE/WEEK	GRAB
	PERMIT REQUIREMENT						200	MPN	ONE/WEEK	GRAB
	SAMPLE MEASUREMENT									
	PERMIT REQUIREMENT									
	SAMPLE MEASUREMENT									
	PERMIT REQUIREMENT									
	SAMPLE MEASUREMENT									
	PERMIT REQUIREMENT									
	SAMPLE MEASUREMENT									
	PERMIT REQUIREMENT									

NAME/TITLE PRINCIPAL EXECUTIVE OFFICER
Jim Harkins, Director MES
 TYPED OR PRINTED

I certify under penalty of law that this document and all attachments were prepared under my direction or supervision in accordance with a system designed to assure that qualified personnel properly gather and evaluate the information submitted. Based on my inquiry of the person or persons who manage the system, or those persons directly responsible for gathering the information, the information submitted is, to the best of my knowledge and belief, true, accurate, and complete. I am aware that there are significant penalties for submitting false information, including the possibility of fine and imprisonment for knowing violations.


 SIGNATURE OF PRINCIPAL EXECUTIVE OFFICER OR AUTHORIZED AGENT

TELEPHONE: **410 729-8350**
 AREA CODE NUMBER
 DATE: **08 05 22**
 YEAR MO DAY

COMMENT AND EXPLANATION OF ANY VIOLATIONS (Reference all attachments here)

PERMITTEE NAME/ADDRESS (Include Facility Name/Location if different)
 NAME **AG/GFI Hampstead, Inc**
 ADDRESS **626 Hanover Pike**

NATIONAL POLLUTANT DISCHARGE ELIMINATION SYSTEM (NPDES)
DISCHARGE MONITORING REPORT (DMR)
 (2-16) (17-19)

State Discharge Permit
02-DP-0022

Form Approved. 12345
 OMB No. 2040-0004.
 Approval expires 05-31-98


MD0001881
 PERMIT NUMBER

001
 DISCHARGE NUMBER

Hampstead, MD 21074
 FACILITY **Black and Decker WWTP**
 LOCATION **626 Hanover Pike**
 ATTN.

MONITORING PERIOD							
FROM	YEAR	MO	DAY	TO	YEAR	MO	DAY
	08	05	01		08	05	31
	(20-21)	(22-23)	(24-25)		(26-27)	(28-29)	(30-31)

*** NO DISCHARGE ***
 NOTE: Read instructions before completing this form.

PARAMETER (32-37)	SAMPLE MEASUREMENT	QUANTITY OR LOADING (3 Card Only (46-53) (54-61))			QUANTITY OR CONCENTRATION (4 Card Only (38-45) (46-53) (54-61))			NO EX (62-63)	FREQUENCY OF ANALYSIS (64-68)	SAMPLE TYPE (69-70)	
		AVERAGE	MAXIMUM	UNITS	MINIMUM	AVERAGE	MAXIMUM				UNITS
BOD, 5-DAY (20 DEG. C) 00310 1 0 0 EFFLUENT GROSS VALUE	SAMPLE MEASUREMENT	*****	*****	****	*****	*****	0	(19)	0	ONE/MONTH	GRAB
	PERMIT REQUIREMENT	*****	*****	****	*****	*****	15	MG/L		ONE/MONTH	GRAB
pH 00400 1 0 0 EFFLUENT GROSS VALUE	SAMPLE MEASUREMENT	*****	*****	****	6.2	*****	6.7	(12)	0	TWO/WEEK	GRAB
	PERMIT REQUIREMENT	*****	*****	****	6.0	*****	8.5	SU		TWO/WEEK	GRAB
SOLIDS, TOTAL SUSPENDED 00530 1 0 0 EFFLUENT GROSS VALUE	SAMPLE MEASUREMENT	*****	*****	****	*****	5	5	(19)	0	ONE/MONTH	GRAB
	PERMIT REQUIREMENT	*****	*****	****	*****	20	30	MG/L		ONE/MONTH	GRAB
FLOW, IN CONDUIT OR THRU TREATMENT PLANT 50050 1 0 0 EFFLUENT GROSS VALUE	SAMPLE MEASUREMENT	202581	399000	(07)	*****	*****	*****		0	MEASURED	RECORD
	PERMIT REQUIREMENT	REPORT	REPORT	GPD	*****	*****	*****	****		MEASURED	RECORD
CHLORINE, TOTAL RESIDUAL 50060 1 0 0 EFFLUENT GROSS VALUE	SAMPLE MEASUREMENT	*****	*****	****	*****	<0.1	<0.1	(19)	0	ONE/MONTH	GRAB
	PERMIT REQUIREMENT	*****	*****	****	*****	0.011	0.019	MG/L		ONE/MONTH	GRAB
TETRACHLOROETHYLENE 34475 1 0 0 EFFLUENT GROSS VALUE	SAMPLE MEASUREMENT	*****	*****	****	*****	*****	0		0	ONE/MONTH	GRAB
	PERMIT REQUIREMENT	*****	*****	****	*****	*****	5	ug/l		ONE/MONTH	GRAB
1,1,1-TRICHLOROETHANE 34506 1 0 0 EFFLUENT GROSS VALUE	SAMPLE MEASUREMENT	*****	*****	****	*****	*****	0		0	ONE/MONTH	GRAB
	PERMIT REQUIREMENT	*****	*****	****	*****	*****	5	ug/l		ONE/MONTH	GRAB
NAME/TITLE PRINCIPAL EXECUTIVE OFFICER	I certify under penalty of law that this document and all attachments were prepared under my direction or supervision in accordance with a system designed to assure that qualified personnel properly gather and evaluate the information submitted. Based on my inquiry of the person or persons who manage the system, or those persons directly responsible for gathering the information, the information submitted is, to the best of my knowledge and belief, true, accurate, and complete. I am aware that there are significant penalties for submitting false information, including the possibility of fine and imprisonment for knowing violations.						TELEPHONE		DATE		
Jim Harkins, Director MES							410 729-8350		08	06	23
TYPED OR PRINTED							AREA CODE NUMBER		YEAR	MO	DAY

COMMENT AND EXPLANATION OF ANY VIOLATIONS (Reference all attachments here)

PERMITTEE NAME/ADDRESS (Include Facility Name/Location if different)
 NAME **AG/GFI Hampstead, Inc**
 ADDRESS **626 Hanover Pike**

Hampstead, MD 21074
 FACILITY **Black and Decker WWTP**
 LOCATION **626 Hanover Pike**

NATIONAL POLLUTANT DISCHARGE ELIMINATION SYSTEM (NPDES)
 DISCHARGE MONITORING REPORT (DMR)
 (2-16) (17-19)

State Discharge Permit
 02-DP-0022

MD0001881
 PERMIT NUMBER


101
 DISCHARGE NUMBER

Form Approved. 12345
 OMB No. 2040-0004.
 Approval expires 05-31-98

MONITORING PERIOD							
YEAR	MO	DAY	TO	YEAR	MO	DAY	
08	05	01	TO	08	05	31	
(20-21)		(22-23)		(24-25)		(26-27)	
				(28-29)		(30-31)	

*** NO DISCHARGE ***
 NOTE: Read instructions before completing this form.

PARAMETER (32-37)	SAMPLE MEASUREMENT	QUANTITY OR LOADING (54-61)			QUANTITY OR CONCENTRATION (54-61)			NO EX (62-63)	FREQUENCY OF ANALYSIS (64-68)	SAMPLE TYPE (69-70)	
		AVERAGE (3 Card Only) (46-53)	MAXIMUM	UNITS	MINIMUM (4 Card Only) (38-45)	AVERAGE	MAXIMUM				UNITS
FLOW, IN CONDUIT OR THRU TREATMENT PLANT 50050 1 0 0 EFFLUENT GROSS VALUE		265581	740000	(07)	*****	*****	*****		0	ONE/MONTH	GRAB
	PERMIT REQUIREMENT	REPORT	REPORT	GPD	*****	*****	*****	****		ONE/MONTH	GRAB
COLIFORM, FECAL GENERAL 74055 1 0 0 EFFLUENT GROSS VALUE		*****	*****	****	*****	*****	1	(30)	0	ONE/WEEK	GRAB
	PERMIT REQUIREMENT	*****	*****	****	*****	*****	200	MPN		ONE/WEEK	GRAB
	SAMPLE MEASUREMENT										
	PERMIT REQUIREMENT										
	SAMPLE MEASUREMENT										
	PERMIT REQUIREMENT										
	SAMPLE MEASUREMENT										
	PERMIT REQUIREMENT										
	SAMPLE MEASUREMENT										
	PERMIT REQUIREMENT										

NAME/TITLE PRINCIPAL EXECUTIVE OFFICER	I certify under penalty of law that this document and all attachments were prepared under my direction or supervision in accordance with a system designed to assure that qualified personnel properly gather and evaluate the information submitted. Based on my inquiry of the person or persons who manage the system, or those persons directly responsible for gathering the information, the information submitted is, to the best of my knowledge and belief, true, accurate, and complete. I am aware that there are significant penalties for submitting false information, including the possibility of fine and imprisonment for knowing violations.	 SIGNATURE OF PRINCIPAL EXECUTIVE OFFICER OR AUTHORIZED AGENT	TELEPHONE		DATE		
TYPED OR PRINTED			410	729-8350	08	06	23
			AREA CODE	NUMBER	YEAR	MO	DAY

COMMENT AND EXPLANATION OF ANY VIOLATIONS (Reference all attachments here)

PERMITTEE NAME/ADDRESS (Include Facility Name/Location if different)

NAME **AG/GFI Hampstead, Inc**
 ADDRESS **626 Hanover Pike**
Hampstead, MD 21074
 FACILITY **Black and Decker WWTP**
 LOCATION **626 Hanover Pike**

DISCHARGE MONITORING REPORT (DMR)
 (2-16) (17-19)

MD0001881 PERMIT NUMBER
001 DISCHARGE NUMBER

02-DP-0022

Form Approved. 12345
 OMB No. 2040-0004
 Approval expires 05-31-98

MONITORING PERIOD

YEAR	MO	DAY	YEAR	MO	DAY
08	06	01	08	06	30

FROM (20-21) (22-23) (24-25) TO (26-27) (28-29) (30-31)


*** NO DISCHARGE ***
 NOTE: Read instructions before completing this form.

PARAMETER (32-37)	SAMPLE MEASUREMENT	QUANTITY OR LOADING (3 Card Only) (46-53)			QUANTITY OR CONCENTRATION (4 Card Only) (38-45) (46-53) (54-61)			NO. EX (62-63)	FREQUENCY OF ANALYSIS (64-68)	SAMPLE TYPE (69-70)
		AVERAGE	MAXIMUM	UNITS	MINIMUM	AVERAGE	MAXIMUM			
BOD, 5-DAY (20 DEG. C) 00310 1 0 0 EFFLUENT GROSS VALUE		*****	*****	****	*****	*****	0	(19)	0	ONE/MONTH GRAB
pH		*****	*****	****	6.4	*****	6.8	(12)	0	TWO/WEEK GRAB
SOLIDS, TOTAL SUSPENDED 00530 1 0 0 EFFLUENT GROSS VALUE		*****	*****	****	*****	9	9	(19)	0	ONE/MONTH GRAB
FLOW, IN CONDUIT OR THRU TREATMENT PLANT 50050 1 0 0 EFFLUENT GROSS VALUE		138500	163000	(07) GPD	*****	*****	*****	****	0	MEASURED RECORD
CHLORINE, TOTAL RESIDUAL 50060 1 0 0 EFFLUENT GROSS VALUE		*****	*****	****	*****	<0.1	<0.1	(19)	0	ONE/MONTH GRAB
TETRACHLOROETHYLENE 34475 1 0 0 EFFLUENT GROSS VALUE		*****	*****	****	*****	*****	0	ug/l	0	ONE/MONTH GRAB
1,1,1-TRICHLOROETHANE 34506 1 0 0 EFFLUENT GROSS VALUE		*****	*****	****	*****	*****	0	ug/l	0	ONE/MONTH GRAB

MES/TECH ENG SERVICES
4107298340
07/23/2008 11:15 FAX

NAME/TITLE PRINCIPAL EXECUTIVE OFFICER
Jim Harkins, Director MES
 TYPED OR PRINTED

I certify under penalty of law that this document and all attachments were prepared under my direction or supervision in accordance with a system designed to assure that qualified personnel properly gather and evaluate the information submitted. Based on my inquiry of the person or persons who manage the system, or those persons directly responsible for gathering the information, the information submitted is, to the best of my knowledge and belief, true, accurate, and complete. I am aware that there are significant penalties for submitting false information, including the possibility of fine and imprisonment for knowing violations.


 SIGNATURE OF PRINCIPAL EXECUTIVE OFFICER OR AUTHORIZED AGENT

TELEPHONE		DATE		
410	729-8350	08	07	23
AREA CODE	NUMBER	YEAR	MO	DAY

COMMENT AND EXPLANATION OF ANY VIOLATIONS (Reference all attachments here)

PERMITTEE NAME/ADDRESS (Include Facility Name/Location if different)

NAME **AG/GFI Hampstead, Inc**

ADDRESS **626 Hanover Pike**

Hampstead, MD 21074

FACILITY **Black and Decker WWTP**

LOCATION **626 Hanover Pike**

ATTN:

NATIONAL POLLUTANT DISCHARGE ELIMINATION SYSTEM (NPDES)
DISCHARGE MONITORING REPORT (DMR)
 (2-16) (17-19)

State Discharge Permit
02-DP-0022

Form Approved. 12345
 OMB No. 2040-0004.
 Approval expires 05-31-98

MD0001881
 PERMIT NUMBER

001
 DISCHARGE NUMBER

MONITORING PERIOD						
YEAR	MO	DAY	TO	YEAR	MO	DAY
08	06	01		08	06	30
(20-21)		(22-23)		(24-25)		(26-27)
				(28-29)		(30-31)

*** NO DISCHARGE ***
 NOTE: Read instructions before completing this form.

PARAMETER (32-37)	SAMPLE MEASUREMENT	QUANTITY OR LOADING (54-61)			QUANTITY OR CONCENTRATION (54-61)			UNITS	NO. EX (62-63)	FREQUENCY OF ANALYSIS (64-68)	SAMPLE TYPE (69-70)
		AVERAGE (46-53)	MAXIMUM (54-61)	UNITS	MINIMUM (38-45)	AVERAGE (46-53)	MAXIMUM (54-61)				
TRICHLOROETHENE 79141 1 0 0 EFFLUENT GROSS VALUE	*****	*****	*****	****	*****	*****	0	ug/l	0	ONE/MONTH	GRAB
OIL AND GREASE TOTAL RECOVERABLE 70030 1 0 0 EFFLUENT GROSS VALUE	*****	*****	*****	****	*****	0	0	(19)	0	ONE/MONTH	GRAB
	SAMPLE MEASUREMENT										
	SAMPLE MEASUREMENT										
	SAMPLE MEASUREMENT										
	SAMPLE MEASUREMENT										
	SAMPLE MEASUREMENT										

MES/TECH ENG SERVICES

4107298340


07/23/2008

NAME/TITLE PRINCIPAL EXECUTIVE OFFICER

Jim Harkins, Director MES

TYPED OR PRINTED

I certify under penalty of law that this document and all attachments were prepared under my direction or supervision in accordance with a system designed to assure that qualified personnel properly gather and evaluate the information submitted. Based on my inquiry of the person or persons who manage the system, or those persons directly responsible for gathering the information, the information submitted is, to the best of my knowledge and belief, true, accurate, and complete. I am aware that there are significant penalties for submitting false information, including the possibility of fine and imprisonment for knowing violations.


 SIGNATURE OF PRINCIPAL EXECUTIVE OFFICER OR AUTHORIZED AGENT

TELEPHONE		DATE		
410	729-8350	08	07	23
AREA CODE	NUMBER	YEAR	MO	DAY

COMMENT AND EXPLANATION OF ANY VIOLATIONS (Reference all attachments here)

PERMITTEE NAME/ADDRESS (Include Facility Name/Location if different)
 NAME **AG/GFI Hampstead, Inc**

ADDRESS **626 Hanover Pike**
Hampstead, MD 21074
 FACILITY **Black and Decker WWTP**
 LOCATION **626 Hanover Pike**

ATTN:

NATIONAL POLLUTANT DISCHARGE ESTIMATION SYSTEM (NPDES)
DISCHARGE MONITORING REPORT (DMR)
 (2-16) (17-19)

MD0001881
 PERMIT NUMBER

201
 DISCHARGE NUMBER

State Discharge Permit
02-DP-0022

Form Approved. 12345
 OMB No. 2040-0004.
 Approval expires 05-31-98

MONITORING PERIOD							
YEAR	MO	DAY	TO	YEAR	MO	DAY	
FROM 08	04	01	TO	08	06	30	
(20-21)		(22-23)		(24-25)		(26-27)	
				(28-29)		(30-31)	


*** NO DISCHARGE ***
 NOTE: Read instructions before completing this form.

PARAMETER (32-37)	SAMPLE MEASUREMENT	QUANTITY OR LOADING (3 Card Only) (46-53)			QUANTITY OR CONCENTRATION (4 Card Only) (38-45)				NO. EX (62-63)	FREQUENCY OF ANALYSIS (64-68)	SAMPLE TYPE (69-70)
		AVERAGE	MAXIMUM	UNITS	MINIMUM	AVERAGE	MAXIMUM	UNITS			
FLOW, IN CONDUIT OR THRU TREATMENT PLANT. 50050 1 0 0 EFFLUENT GROSS VALUE		200586	302296	(07) GPD	*****	*****	*****	****	0	MEASURED	RECORD
TETRACHLOROETHYLENE 34475 1 0 0 EFFLUENT GROSS VALUE		*****	*****	****	*****	0	0	ug/l	0	ONE/ QUARTER	GRAB
1,1,1-TRICHLOROETHANE 34506 1 0 0 EFFLUENT GROSS VALUE		*****	*****	****	*****	0	0	ug/l	0	ONE/ QUARTER	GRAB
TRICHLOROETHENE 79141 1 0 0 EFFLUENT GROSS VALUE		*****	*****	****	*****	0	0	ug/l	0	ONE/ QUARTER	GRAB
	SAMPLE MEASUREMENT										
	SAMPLE MEASUREMENT										
	SAMPLE MEASUREMENT										

MES/TECH ENG SERVICES 4107298340 FAX 11:16 07/23/2008

NAME/TITLE PRINCIPAL EXECUTIVE OFFICER
Jim Harkins, Director MES
 TYPED OR PRINTED

I certify under penalty of law that this document and all attachments were prepared under my direction or supervision in accordance with a system designed to assure that qualified personnel properly gather and evaluate the information submitted. Based on my inquiry of the person or persons who manage the system, or those persons directly responsible for gathering the information, the information submitted is, to the best of my knowledge and belief, true, accurate, and complete. I am aware that there are significant penalties for submitting false information, including the possibility of fine and imprisonment for knowing violations.


 SIGNATURE OF PRINCIPAL EXECUTIVE OFFICER OR AUTHORIZED AGENT

TELEPHONE		DATE		
410	729-8350	08	07	23
AREA CODE	NUMBER	YEAR	MO	DAY

COMMENT AND EXPLANATION OF ANY VIOLATIONS (Reference all attachments here)
Quarterly Report! Outfall 201 quarterly sample collected on 5/21/08.

APPENDIX C
GROUNDWATER TREATMENT SYSTEM ANALYTICAL RESULTS



ATLANTIC COAST
Laboratories, Incorporated

630 Churchmans Road
Newark, Delaware 19702
302-266-9121 • 454-8720 (FAX)
WWW.ATLANTICCOASTLABS.COM

REPORT OF ANALYSIS

Maryland Environmental Services (A)
259 Najoles Road
Millersville, MD 21108

Order Number: A08040147
Project Name: Black & Decker WWTP
Receive Date: 4/2/2008
Client Code: MES_A
Project Location: Black & Decker WWTP

Attention: Mr. Jay Janney

Sample # A08040147-01

Sample Date: 4/2/2008 10:40

Site: Black & Decker 001

Matrix: Waste Water

Client Sample ID:

Sample Comments: None

Test	Result	Units	RDL	Method	Analysis Date	Analyst
BOD-5	<2	mg/L	2	SM 5210 B	4/3/2008 11:30:00 AM	SKent
Total Suspended Solids	<4	mg/L	4	SM 2540D	4/7/2008 3:26:00 PM	JMcGuire

Sample # A08040147-01A

Sample Date: 4/2/2008 10:40

Site: Black & Decker 001

Matrix: Waste Water

Client Sample ID: A

Sample Comments: None

Test	Result	Units	RDL	Method	Analysis Date	Analyst
Oil and Grease (HEM)	<5	mg/L	5	EPA 1664	4/3/2008 3:55:00 PM	HHerman

Sample # A08040147-01B

Sample Date: 4/2/2008 10:40

Site: Black & Decker 001

Matrix: Waste Water

Client Sample ID: B

Sample Comments: None

Test	Result	Units	RDL	Method	Analysis Date	Analyst
1,1,1-Trichloroethane	<1	ug/L	1	EPA 8260B	4/3/2008 3:52:00 PM	WWells
Tetrachloroethene	<1	ug/L	1	EPA 8260B	4/3/2008 3:52:00 PM	WWells
Trichloroethene	<1	ug/L	1	EPA 8260B	4/3/2008 3:52:00 PM	WWells

Approved:

Senior Chemist

Reported:

4/11/2008 12:40:23 PM

RDL = Reporting Detection Limit N/A = Not Applicable
Laboratory Certification Numbers: Delaware - DE00011 Maryland - #138 Pennsylvania - 68-335 New Jersey - DE568



ATLANTIC COAST
Laboratories, Incorporated

630 Churchmans Road
Newark, Delaware 19702
302-266-9121 • 454-8720 (FAX)
WWW.ATLANTICCOASTLABS.COM

REPORT OF ANALYSIS

Maryland Environmental Services (A)
259 Najoles Road
Millersville, MD 21108

Order Number: A08041406
Project Name: Black & Decker WWTP
Receive Date: 4/25/2008
Client Code: MES_A
Project Location: Black & Decker WWTP

Attention: Mr. Jay Janney

Sample # A08041406-01 **Sample Date: 3/27/2008 12:05**

Site: Black & Decker 001
Client Sample ID: RUSH 3/27
Sample Comments: None

Matrix: Waste Water

<u>Test</u>	<u>Result</u>	<u>Units</u>	<u>RDL</u>	<u>Method</u>	<u>Analysis Date</u>	<u>Analyst</u>
Oil and Grease (HEM)	<5	mg/L	5	EPA 1664	4/25/2008 4:43:00 PM	HHerman

Approved: *Warren Van Antwerp*
Quality Assurance Manager

Reported: 4/30/2008 6:50:43 AM

RDL = Reporting Detection Limit N/A = Not Applicable
Laboratory Certification Numbers: Delaware - DE00011 Maryland - #138 Pennsylvania - 68-335 New Jersey - DE568



REPORT OF ANALYSIS

Maryland Environmental Services (A)
259 Najoles Road
Millersville, MD 21108

Order Number: A08051043
Project Name: Black & Decker WWTP
Receive Date: 5/21/2008
Client Code: MES_A
Project Location: Black & Decker WWTP

Attention: Mr. Jay Janney

Sample # A08051043-01

Sample Date: 5/21/2008 11:30

Site: Black & Decker 001

Matrix: Waste Water

Client Sample ID:

Sample Comments: None

<u>Test</u>	<u>Result</u>	<u>Units</u>	<u>RDL</u>	<u>Method</u>	<u>Analysis Date</u>	<u>Analyst</u>
BOD-5	<2	mg/L	2	SM 5210 B	5/22/2008 1:30:00 PM	JMcGuire
Total Suspended Solids	5	mg/L	4	SM 2540D	5/23/2008 5:47:00 PM	JMcGuire

Sample # A08051043-01A

Sample Date: 5/21/2008 11:30

Site: Black & Decker 001

Matrix: Waste Water

Client Sample ID:

Sample Comments: None

<u>Test</u>	<u>Result</u>	<u>Units</u>	<u>RDL</u>	<u>Method</u>	<u>Analysis Date</u>	<u>Analyst</u>
Oil and Grease (HEM)	9.0	mg/L	5	EPA 1664	5/27/2008 10:37:00 AM	HHerman

Sample # A08051043-01B

Sample Date: 5/21/2008 11:30

Site: Black & Decker 001

Matrix: Waste Water

Client Sample ID:

Sample Comments: None

<u>Test</u>	<u>Result</u>	<u>Units</u>	<u>RDL</u>	<u>Method</u>	<u>Analysis Date</u>	<u>Analyst</u>
1,1,1-Trichloroethane	<1	ug/L	1	EPA 8260B	5/30/2008 3:06:00 PM	WWells
Tetrachloroethene	<1	ug/L	1	EPA 8260B	5/30/2008 3:06:00 PM	WWells
Trichloroethene	<1	ug/L	1	EPA 8260B	5/30/2008 3:06:00 PM	WWells

Approved: 
Quality Assurance Manager

Reported: 6/10/2008 7:18:16 AM

RDL = Reporting Detection Limit N/A = Not Applicable
Laboratory Certification Numbers: Delaware - DE00011 Maryland - #138 Pennsylvania - 68-335 New Jersey - DE568



ATLANTIC COAST
Laboratories, Incorporated

630 Churchmans Road
Newark, Delaware 19702
302-266-9121 • 454-8720 (FAX)
WWW.ATLANTICCOASTLABS.COM

REPORT OF ANALYSIS
REVISED 6/19/2008

Maryland Environmental Services (A)
259 Najoles Road
Millersville, MD 21108

Order Number: A08051042
Project Name: Black & Decker WTP
Receive Date: 5/21/2008
Client Code: MES_A
Project Location: Black & Decker WTP

Attention: Mr. Jay Janney

Sample # A08051042-01

Sample Date: 5/21/2008 11:55

Site: Black & Decker 201

Matrix: Drinking Water

Client Sample ID: #5

Sample Comments: None

Test	Result	Units	RDL	Method	Analysis Date	Analyst
1,1,1-Trichloroethane	<1	ug/L	1	EPA 8260B	5/29/2008 7:12:00 PM	WWells
Tetrachloroethene	<1	ug/L	1	EPA 8260B	5/29/2008 7:12:00 PM	WWells
Trichloroethene	<1	ug/L	1	EPA 8260B	5/29/2008 7:12:00 PM	WWells

Sample # A08051042-01A

Sample Date: 5/21/2008 11:50

Site:

Matrix: Drinking Water

Client Sample ID: #6 B&D POE

Sample Comments: None

Test	Result	Units	RDL	Method	Analysis Date	Analyst
Bromodichloromethane	<0.5	ug/L	0.5	EPA 524.2	5/29/2008 7:44:00 PM	WWells
Bromoform	3.1	ug/L	0.5	EPA 524.2	5/29/2008 7:44:00 PM	WWells
Chloroform	0.8	ug/L	0.5	EPA 524.2	5/29/2008 7:44:00 PM	WWells
Dibromochloromethane	1.1	ug/L	0.5	EPA 524.2	5/29/2008 7:44:00 PM	WWells
Total Trihalomethanes	5.0	ug/L		EPA 524.2	5/29/2008 7:44:00 PM	WWells
1,1,1,2-Tetrachloroethane	<0.5	ug/L	0.5	EPA 524.2	5/29/2008 7:44:00 PM	WWells
1,1,1-Trichloroethane	<0.5	ug/L	0.5	EPA 524.2	5/29/2008 7:44:00 PM	WWells
1,1,2,2-Tetrachloroethane	<0.5	ug/L	0.5	EPA 524.2	5/29/2008 7:44:00 PM	WWells
1,1,2-Trichloroethane	<0.5	ug/L	0.5	EPA 524.2	5/29/2008 7:44:00 PM	WWells
1,1-Dichloroethane	<0.5	ug/L	0.5	EPA 524.2	5/29/2008 7:44:00 PM	WWells
1,1-Dichloroethene	<0.5	ug/L	0.5	EPA 524.2	5/29/2008 7:44:00 PM	WWells
1,1-Dichloropropene	<0.5	ug/L	0.5	EPA 524.2	5/29/2008 7:44:00 PM	WWells
1,2,3-Trichlorobenzene	<0.5	ug/L	0.5	EPA 524.2	5/29/2008 7:44:00 PM	WWells
1,2,3-Trichloropropane	<0.5	ug/L	0.5	EPA 524.2	5/29/2008 7:44:00 PM	WWells
1,2,4-Trichlorobenzene	<0.5	ug/L	0.5	EPA 524.2	5/29/2008 7:44:00 PM	WWells
1,2,4-Trimethylbenzene	<0.5	ug/L	0.5	EPA 524.2	5/29/2008 7:44:00 PM	WWells
1,2-Dibromo-3-Chloropropane	<0.5	ug/L	0.5	EPA 524.2	5/29/2008 7:44:00 PM	WWells

Approved:

Waverly Van Arsdale
Quality Assurance Manager

Reported:

6/19/2008 6:59:14 AM

RDL = Reporting Detection Limit

N/A = Not Applicable

Laboratory Certification Numbers:

Delaware - DE00011

Maryland - #138

Pennsylvania - 68-335

New Jersey - DE568



ATLANTIC COAST
Laboratories, Incorporated

630 Churchmans Road
Newark, Delaware 19702
302-266-9121 • 454-8720 (FAX)
WWW.ATLANTICCOASTLABS.COM

REPORT OF ANALYSIS

Maryland Environmental Services (A)
259 Najoles Road
Millersville, MD 21108

Order Number: A08060351
Project Name: Black & Decker WWTP
Receive Date: 6/5/2008
Client Code: MES_A
Project Location: Black & Decker WWTP

Attention: Mr. Jay Janney

Sample # A08060351-01 **Sample Date: 6/5/2008 11:05**

Site: Black & Decker 001
Client Sample ID:
Sample Comments: None

Matrix: Waste Water

<u>Test</u>	<u>Result</u>	<u>Units</u>	<u>RDL</u>	<u>Method</u>	<u>Analysis Date</u>	<u>Analyst</u>
BOD-5	<2	mg/L	2	SM 5210 B	6/6/2008 11:30:00 AM	YThomas
Total Suspended Solids	9	mg/L	4	SM 2540D	6/6/2008 2:10:00 PM	JMcGuire

Sample # A08060351-01A **Sample Date: 6/5/2008 11:05**

Site: Black & Decker 001
Client Sample ID: A
Sample Comments: None

Matrix: Waste Water

<u>Test</u>	<u>Result</u>	<u>Units</u>	<u>RDL</u>	<u>Method</u>	<u>Analysis Date</u>	<u>Analyst</u>
Oil and Grease (HEM)	<5	mg/L	5	EPA 1664	6/6/2008 3:20:00 PM	HHerman

Sample # A08060351-01B **Sample Date: 6/5/2008 11:05**

Site: Black & Decker 001
Client Sample ID: B
Sample Comments: None

Matrix: Waste Water

<u>Test</u>	<u>Result</u>	<u>Units</u>	<u>RDL</u>	<u>Method</u>	<u>Analysis Date</u>	<u>Analyst</u>
1,1,1-Trichloroethane	<1	ug/L	1	EPA 8260B	6/12/2008 6:37:00 PM	WWells
Tetrachloroethene	<1	ug/L	1	EPA 8260B	6/12/2008 6:37:00 PM	WWells
Trichloroethene	<1	ug/L	1	EPA 8260B	6/12/2008 6:37:00 PM	WWells

Approved: *Walter Van Arsdale*
Quality Assurance Manager

Reported: 6/17/2008 2:34:42 PM

RDL = Reporting Detection Limit N/A = Not Applicable
Laboratory Certification Numbers: Delaware - DE00011 Maryland - #138 Pennsylvania - 68-335 New Jersey - DE568

APPENDIX D
GROUNDWATER ANALYTICAL DATA PACKAGE (MAY 2008)

ANALYTICAL REPORT

Job Number: 500-11401-1

Job Description: Black and Decker

For:

Weston Solutions, Inc.

1400 Weston Way

PO BOX 2653

West Chester, PA 19380

Attention: Mr. Tom Cornuet



Richard C Wright

Project Manager II

richard.wright@testamericainc.com

05/29/2008

cc: Greg Flasinski

These test results meet all the requirements of NELAC for accredited parameters.

The Lab Certification ID# is 100201.

All questions regarding this test report should be directed to the TestAmerica Project Manager whose signature appears on this report. All pages of this report are integral parts of the analytical data. Therefore, this report should be reproduced only in its entirety.

Reporting limits are adjusted for sample size used, dilutions and moisture content if applicable.

TestAmerica Laboratories, Inc.

TestAmerica Chicago 2417 Bond Street, University Park, IL 60466

Tel (708) 534-5200 Fax (708) 534-5211 www.testamericainc.com



Job Narrative
500-J11401-1

Comments

No additional comments.

Receipt

All samples were received in good condition within temperature requirements.

GC/MS VOA

Method(s) 8260B: The following sample(s) was diluted due to the abundance of target analytes: EW-4 (500-11401-21). Elevated reporting limits (RLs) are provided.

Method(s) 8260B: Method Blank 38500 had Methylene Chloride above the reporting. Hits for methylene chloride in the associated samples have been flagged with a "B" to denote the possible lab contamination.

No other analytical or quality issues were noted.

EXECUTIVE SUMMARY - Detections

Client: Weston Solutions, Inc.

Job Number: 500-11401-1

Lab Sample ID Analyte	Client Sample ID	Result / Qualifier		Reporting Limit	Units	Method
500-11401-1 Methylene Chloride	RFW-1A	4.5	B	2.0	ug/L	8260B
500-11401-2 Methylene Chloride	RFW-1B	4.2	B	2.0	ug/L	8260B
500-11401-3 Methylene Chloride Trichloroethene	RFW-2A	4.2 1.4	B	2.0 1.0	ug/L ug/L	8260B 8260B
500-11401-4 Methylene Chloride Trichloroethene	RFW-2B	4.1 2.4	B	2.0 1.0	ug/L ug/L	8260B 8260B
500-11401-5 Methylene Chloride cis-1,2-Dichloroethene Tetrachloroethene	RFW-3B	4.6 4.5 1.9	B	2.0 1.0 1.0	ug/L ug/L ug/L	8260B 8260B 8260B
500-11401-6 Methylene Chloride Chloroform Trichloroethene Tetrachloroethene	RFW-4A	4.0 1.1 31 24	B	2.0 1.0 1.0 1.0	ug/L ug/L ug/L ug/L	8260B 8260B 8260B 8260B
500-11401-7 Methylene Chloride Chloroform Trichloroethene Tetrachloroethene	RFW-4A DUP	4.4 1.1 29 22	B	2.0 1.0 1.0 1.0	ug/L ug/L ug/L ug/L	8260B 8260B 8260B 8260B
500-11401-8 Methylene Chloride cis-1,2-Dichloroethene Trichloroethene Tetrachloroethene	RFW-4B	4.0 5.0 15 44	B	2.0 1.0 1.0 1.0	ug/L ug/L ug/L ug/L	8260B 8260B 8260B 8260B

TestAmerica Chicago

EXECUTIVE SUMMARY - Detections

Client: Weston Solutions, Inc.

Job Number: 500-11401-1

Lab Sample ID Analyte	Client Sample ID	Result / Qualifier	Reporting Limit	Units	Method
500-11401-9	RFW-6				
Methylene Chloride		4.8 B	2.0	ug/L	8260B
Trichloroethene		2.8	1.0	ug/L	8260B
Tetrachloroethene		2.8	1.0	ug/L	8260B
500-11401-10	RFW-7				
Methylene Chloride		4.6 B	2.0	ug/L	8260B
Trichloroethene		3.8	1.0	ug/L	8260B
500-11401-11	RFW-9				
Methylene Chloride		4.8 B	2.0	ug/L	8260B
cis-1,2-Dichloroethene		12	1.0	ug/L	8260B
Trichloroethene		14	1.0	ug/L	8260B
Tetrachloroethene		6.4	1.0	ug/L	8260B
500-11401-12	RFW-11B				
Methylene Chloride		4.8 B	2.0	ug/L	8260B
Trichloroethene		12	1.0	ug/L	8260B
500-11401-13	RFW-12B				
Methylene Chloride		4.3 B	2.0	ug/L	8260B
cis-1,2-Dichloroethene		1.9	1.0	ug/L	8260B
Trichloroethene		580	10	ug/L	8260B
Tetrachloroethene		37	1.0	ug/L	8260B
500-11401-14	RFW-13				
Methylene Chloride		5.0 B	2.0	ug/L	8260B
Trichloroethene		3.4	1.0	ug/L	8260B
Tetrachloroethene		18	1.0	ug/L	8260B
500-11401-15	RFW-17				
Methylene Chloride		5.1 B	2.0	ug/L	8260B
500-11401-16	LEISTER-1				
Methylene Chloride		4.7 B	2.0	ug/L	8260B

EXECUTIVE SUMMARY - Detections

Client: Weston Solutions, Inc.

Job Number: 500-11401-1

Lab Sample ID Analyte	Client Sample ID	Result / Qualifier		Reporting Limit	Units	Method
500-11401-17 Methylene Chloride	LEISTER-DAIRY	5.7	B	2.0	ug/L	8260B
500-11401-18 Methylene Chloride Tetrachloroethene	EW-10	5.1 2.7	B	2.0 1.0	ug/L ug/L	8260B 8260B
500-11401-19 Methylene Chloride cis-1,2-Dichloroethene Trichloroethene Tetrachloroethene	EW-2	4.1 3.3 470 68	B	2.0 1.0 10 1.0	ug/L ug/L ug/L ug/L	8260B 8260B 8260B 8260B
500-11401-20 Methylene Chloride cis-1,2-Dichloroethene Trichloroethene Tetrachloroethene	EW-3	4.8 2.2 160 4.2	B	2.0 1.0 10 1.0	ug/L ug/L ug/L ug/L	8260B 8260B 8260B 8260B
500-11401-21 Methylene Chloride Trichloroethene Tetrachloroethene	EW-4	44 1000 24	B	20 100 10	ug/L ug/L ug/L	8260B 8260B 8260B
500-11401-22 Trichloroethene Tetrachloroethene	EW-5	200 9.6		10 1.0	ug/L ug/L	8260B 8260B
500-11401-23 Trichloroethene Tetrachloroethene	EW-6	12 21		1.0 1.0	ug/L ug/L	8260B 8260B
500-11401-24 Trichlorofluoromethane cis-1,2-Dichloroethene Trichloroethene Tetrachloroethene	EW-7	1.2 8.6 9.1 20		1.0 1.0 1.0 1.0	ug/L ug/L ug/L ug/L	8260B 8260B 8260B 8260B

TestAmerica Chicago

EXECUTIVE SUMMARY - Detections

Client: Weston Solutions, Inc.

Job Number: 500-11401-1

Lab Sample ID Analyte	Client Sample ID	Result / Qualifier	Reporting Limit	Units	Method
500-11401-25	EW-8				
cis-1,2-Dichloroethene		25	1.0	ug/L	8260B
Trichloroethene		15	1.0	ug/L	8260B
Tetrachloroethene		94	1.0	ug/L	8260B
500-11401-26	EW-9				
Trichloroethene		1.4	1.0	ug/L	8260B
Tetrachloroethene		190	10	ug/L	8260B
500-11401-27	EW-9 DUP				
Trichloroethene		1.6	1.0	ug/L	8260B
Tetrachloroethene		230	10	ug/L	8260B

METHOD SUMMARY

Client: Weston Solutions, Inc.

Job Number: 500-11401-1

Description	Lab Location	Method	Preparation Method
Matrix: Water			
VOC	TAL CHI	SW846 8260B	
Purge-and-Trap	TAL CHI		SW846 5030B

Lab References:

TAL CHI = TestAmerica Chicago

Method References:

SW846 = "Test Methods For Evaluating Solid Waste, Physical/Chemical Methods", Third Edition, November 1986 And Its Updates.

SAMPLE SUMMARY

Client: Weston Solutions, Inc.

Job Number: 500-11401-1

Lab Sample ID	Client Sample ID	Client Matrix	Date/Time Sampled	Date/Time Received
500-11401-1	RFW-1A	Water	05/15/2008 0857	05/17/2008 0915
500-11401-2	RFW-1B	Water	05/16/2008 0800	05/17/2008 0915
500-11401-3	RFW-2A	Water	05/15/2008 0740	05/17/2008 0915
500-11401-4	RFW-2B	Water	05/15/2008 0820	05/17/2008 0915
500-11401-5	RFW-3B	Water	05/16/2008 0735	05/17/2008 0915
500-11401-6	RFW-4A	Water	05/16/2008 0950	05/17/2008 0915
500-11401-7	RFW-4A DUP	Water	05/16/2008 0950	05/17/2008 0915
500-11401-8	RFW-4B	Water	05/16/2008 1030	05/17/2008 0915
500-11401-9	RFW-6	Water	05/16/2008 0745	05/17/2008 0915
500-11401-10	RFW-7	Water	05/15/2008 0935	05/17/2008 0915
500-11401-11	RFW-9	Water	05/15/2008 1650	05/17/2008 0915
500-11401-12	RFW-11B	Water	05/16/2008 1315	05/17/2008 0915
500-11401-13	RFW-12B	Water	05/16/2008 1030	05/17/2008 0915
500-11401-14	RFW-13	Water	05/15/2008 1515	05/17/2008 0915
500-11401-15	RFW-17	Water	05/15/2008 1030	05/17/2008 0915
500-11401-16	LEISTER-1	Water	05/15/2008 1200	05/17/2008 0915
500-11401-17	LEISTER-DAIRY	Water	05/15/2008 1205	05/17/2008 0915
500-11401-18	EW-10	Water	05/15/2008 1815	05/17/2008 0915
500-11401-19	EW-2	Water	05/16/2008 1130	05/17/2008 0915
500-11401-20	EW-3	Water	05/16/2008 1210	05/17/2008 0915
500-11401-21	EW-4	Water	05/16/2008 0815	05/17/2008 0915
500-11401-22	EW-5	Water	05/15/2008 0850	05/17/2008 0915
500-11401-23	EW-6	Water	05/15/2008 1810	05/17/2008 0915
500-11401-24	EW-7	Water	05/15/2008 1800	05/17/2008 0915
500-11401-25	EW-8	Water	05/15/2008 1750	05/17/2008 0915
500-11401-26	EW-9	Water	05/15/2008 1740	05/17/2008 0915
500-11401-27	EW-9 DUP	Water	05/15/2008 1740	05/17/2008 0915
500-11401-28	TRIP BLANK	Water	05/15/2008 0700	05/17/2008 0915

SAMPLE RESULTS

Mr. Tom Cornuet
 Weston Solutions, Inc.
 1400 Weston Way
 PO BOX 2653
 West Chester, PA 19380

Job Number: 500-11401-1

Client Sample ID: RFW-1A
 Lab Sample ID: 500-11401-1

Date Sampled: 05/15/2008 0857
 Date Received: 05/17/2008 0915
 Client Matrix: Water

Analyte	Result/Qualifier	Unit	MDL	RL	Dilution
Method: 8260B		Date Analyzed: 05/22/2008 0041			
Prep Method: 5030B		Date Prepared: 05/22/2008 0041			
Benzene	<1.0	ug/L	0.16	1.0	1.0
Dichlorodifluoromethane	<1.0	ug/L	0.29	1.0	1.0
Chloromethane	<1.0	ug/L	0.33	1.0	1.0
Vinyl chloride	<1.0	ug/L	0.23	1.0	1.0
Bromomethane	<1.0	ug/L	0.44	1.0	1.0
Chloroethane	<1.0	ug/L	0.45	1.0	1.0
Trichlorofluoromethane	<1.0	ug/L	0.32	1.0	1.0
1,1-Dichloroethene	<1.0	ug/L	0.22	1.0	1.0
Carbon disulfide	<5.0	ug/L	0.39	5.0	1.0
Acetone	<5.0	ug/L	1.2	5.0	1.0
Methylene Chloride	4.5	B ug/L	0.99	2.0	1.0
trans-1,2-Dichloroethene	<1.0	ug/L	0.17	1.0	1.0
1,1-Dichloroethane	<1.0	* ug/L	0.18	1.0	1.0
2,2-Dichloropropane	<1.0	ug/L	0.30	1.0	1.0
cis-1,2-Dichloroethene	<1.0	ug/L	0.21	1.0	1.0
Methyl Ethyl Ketone	<5.0	ug/L	0.83	5.0	1.0
Bromochloromethane	<1.0	ug/L	0.33	1.0	1.0
Chloroform	<1.0	ug/L	0.13	1.0	1.0
1,1,1-Trichloroethane	<1.0	ug/L	0.23	1.0	1.0
1,1-Dichloropropene	<1.0	ug/L	0.17	1.0	1.0
Carbon tetrachloride	<1.0	ug/L	0.21	1.0	1.0
1,2-Dichloroethane	<1.0	ug/L	0.22	1.0	1.0
Trichloroethene	<1.0	ug/L	0.20	1.0	1.0
1,2-Dichloropropane	<1.0	ug/L	0.23	1.0	1.0
Dibromomethane	<1.0	ug/L	0.31	1.0	1.0
Bromodichloromethane	<1.0	ug/L	0.18	1.0	1.0
cis-1,3-Dichloropropene	<1.0	ug/L	0.16	1.0	1.0
methyl isobutyl ketone	<5.0	ug/L	0.58	5.0	1.0
Toluene	<1.0	ug/L	0.16	1.0	1.0
trans-1,3-Dichloropropene	<1.0	ug/L	0.13	1.0	1.0
1,1,2-Trichloroethane	<1.0	ug/L	0.32	1.0	1.0
Tetrachloroethene	<1.0	ug/L	0.14	1.0	1.0
1,3-Dichloropropane	<1.0	ug/L	0.17	1.0	1.0
2-Hexanone	<5.0	ug/L	0.77	5.0	1.0
Dibromochloromethane	<1.0	ug/L	0.19	1.0	1.0
1,2-Dibromoethane	<1.0	ug/L	0.24	1.0	1.0
Chlorobenzene	<1.0	ug/L	0.17	1.0	1.0
1,1,1,2-Tetrachloroethane	<1.0	ug/L	0.18	1.0	1.0
Ethylbenzene	<1.0	ug/L	0.17	1.0	1.0

Mr. Tom Cornuet
 Weston Solutions, Inc.
 1400 Weston Way
 PO BOX 2653
 West Chester, PA 19380

Job Number: 500-11401-1

Client Sample ID: RFW-1A
 Lab Sample ID: 500-11401-1

Date Sampled: 05/15/2008 0857
 Date Received: 05/17/2008 0915
 Client Matrix: Water

Analyte	Result/Qualifier	Unit	MDL	RL	Dilution
m&p-Xylene	<2.0	ug/L	0.23	2.0	1.0
o-Xylene	<1.0	ug/L	0.12	1.0	1.0
Styrene	<1.0	ug/L	0.15	1.0	1.0
Bromoform	<1.0	ug/L	0.30	1.0	1.0
Isopropylbenzene	<1.0	ug/L	0.14	1.0	1.0
Bromobenzene	<1.0	ug/L	0.15	1.0	1.0
1,1,2,2-Tetrachloroethane	<1.0	ug/L	0.25	1.0	1.0
1,2,3-Trichloropropane	<1.0	ug/L	0.39	1.0	1.0
N-Propylbenzene	<1.0	ug/L	0.11	1.0	1.0
2-Chlorotoluene	<1.0	ug/L	0.16	1.0	1.0
1,3,5-Trimethylbenzene	<1.0	ug/L	0.14	1.0	1.0
4-Chlorotoluene	<1.0	ug/L	0.14	1.0	1.0
tert-Butylbenzene	<1.0	ug/L	0.13	1.0	1.0
1,2,4-Trimethylbenzene	<1.0	ug/L	0.12	1.0	1.0
sec-Butylbenzene	<1.0	ug/L	0.14	1.0	1.0
1,3-Dichlorobenzene	<1.0	ug/L	0.19	1.0	1.0
p-Isopropyltoluene	<1.0	ug/L	0.12	1.0	1.0
1,4-Dichlorobenzene	<1.0	ug/L	0.15	1.0	1.0
n-Butylbenzene	<1.0	ug/L	0.13	1.0	1.0
1,2-Dichlorobenzene	<1.0	ug/L	0.15	1.0	1.0
1,2-Dibromo-3-Chloropropane	<2.0	ug/L	0.85	2.0	1.0
1,2,4-Trichlorobenzene	<1.0	ug/L	0.20	1.0	1.0
Hexachlorobutadiene	<1.0	ug/L	0.27	1.0	1.0
Naphthalene	<1.0	ug/L	0.32	1.0	1.0
1,2,3-Trichlorobenzene	<1.0	ug/L	0.20	1.0	1.0
Surrogate			Acceptance Limits		
1,2-Dichloroethane-d4 (Surr)	105	%	70 - 125		
Toluene-d8 (Surr)	107	%	75 - 120		
4-Bromofluorobenzene (Surr)	97	%	75 - 120		
Dibromofluoromethane	105	%	75 - 120		

Mr. Tom Cornuet
 Weston Solutions, Inc.
 1400 Weston Way
 PO BOX 2653
 West Chester, PA 19380

Job Number: 500-11401-1

Client Sample ID: RFW-1B
 Lab Sample ID: 500-11401-2

Date Sampled: 05/16/2008 0800
 Date Received: 05/17/2008 0915
 Client Matrix: Water

Analyte	Result/Qualifier	Unit	MDL	RL	Dilution
Method: 8260B		Date Analyzed: 05/22/2008 0104			
Prep Method: 5030B		Date Prepared: 05/22/2008 0104			
Benzene	<1.0	ug/L	0.16	1.0	1.0
Dichlorodifluoromethane	<1.0	ug/L	0.29	1.0	1.0
Chloromethane	<1.0	ug/L	0.33	1.0	1.0
Vinyl chloride	<1.0	ug/L	0.23	1.0	1.0
Bromomethane	<1.0	ug/L	0.44	1.0	1.0
Chloroethane	<1.0	ug/L	0.45	1.0	1.0
Trichlorofluoromethane	<1.0	ug/L	0.32	1.0	1.0
1,1-Dichloroethene	<1.0	ug/L	0.22	1.0	1.0
Carbon disulfide	<5.0	ug/L	0.39	5.0	1.0
Acetone	<5.0	ug/L	1.2	5.0	1.0
Methylene Chloride	4.2	B ug/L	0.99	2.0	1.0
trans-1,2-Dichloroethene	<1.0	ug/L	0.17	1.0	1.0
1,1-Dichloroethane	<1.0	* ug/L	0.18	1.0	1.0
2,2-Dichloropropane	<1.0	ug/L	0.30	1.0	1.0
cis-1,2-Dichloroethene	<1.0	ug/L	0.21	1.0	1.0
Methyl Ethyl Ketone	<5.0	ug/L	0.83	5.0	1.0
Bromochloromethane	<1.0	ug/L	0.33	1.0	1.0
Chloroform	<1.0	ug/L	0.13	1.0	1.0
1,1,1-Trichloroethane	<1.0	ug/L	0.23	1.0	1.0
1,1-Dichloropropene	<1.0	ug/L	0.17	1.0	1.0
Carbon tetrachloride	<1.0	ug/L	0.21	1.0	1.0
1,2-Dichloroethane	<1.0	ug/L	0.22	1.0	1.0
Trichloroethene	<1.0	ug/L	0.20	1.0	1.0
1,2-Dichloropropane	<1.0	ug/L	0.23	1.0	1.0
Dibromomethane	<1.0	ug/L	0.31	1.0	1.0
Bromodichloromethane	<1.0	ug/L	0.18	1.0	1.0
cis-1,3-Dichloropropene	<1.0	ug/L	0.16	1.0	1.0
methyl isobutyl ketone	<5.0	ug/L	0.58	5.0	1.0
Toluene	<1.0	ug/L	0.16	1.0	1.0
trans-1,3-Dichloropropene	<1.0	ug/L	0.13	1.0	1.0
1,1,2-Trichloroethane	<1.0	ug/L	0.32	1.0	1.0
Tetrachloroethene	<1.0	ug/L	0.14	1.0	1.0
1,3-Dichloropropane	<1.0	ug/L	0.17	1.0	1.0
2-Hexanone	<5.0	ug/L	0.77	5.0	1.0
Dibromochloromethane	<1.0	ug/L	0.19	1.0	1.0
1,2-Dibromoethane	<1.0	ug/L	0.24	1.0	1.0
Chlorobenzene	<1.0	ug/L	0.17	1.0	1.0
1,1,1,2-Tetrachloroethane	<1.0	ug/L	0.18	1.0	1.0
Ethylbenzene	<1.0	ug/L	0.17	1.0	1.0

Mr. Tom Cornuet
 Weston Solutions, Inc.
 1400 Weston Way
 PO BOX 2653
 West Chester, PA 19380

Job Number: 500-11401-1

Client Sample ID: RFW-1B
 Lab Sample ID: 500-11401-2

Date Sampled: 05/16/2008 0800
 Date Received: 05/17/2008 0915
 Client Matrix: Water

Analyte	Result/Qualifier	Unit	MDL	RL	Dilution
m&p-Xylene	<2.0	ug/L	0.23	2.0	1.0
o-Xylene	<1.0	ug/L	0.12	1.0	1.0
Styrene	<1.0	ug/L	0.15	1.0	1.0
Bromoform	<1.0	ug/L	0.30	1.0	1.0
Isopropylbenzene	<1.0	ug/L	0.14	1.0	1.0
Bromobenzene	<1.0	ug/L	0.15	1.0	1.0
1,1,2,2-Tetrachloroethane	<1.0	ug/L	0.25	1.0	1.0
1,2,3-Trichloropropane	<1.0	ug/L	0.39	1.0	1.0
N-Propylbenzene	<1.0	ug/L	0.11	1.0	1.0
2-Chlorotoluene	<1.0	ug/L	0.16	1.0	1.0
1,3,5-Trimethylbenzene	<1.0	ug/L	0.14	1.0	1.0
4-Chlorotoluene	<1.0	ug/L	0.14	1.0	1.0
tert-Butylbenzene	<1.0	ug/L	0.13	1.0	1.0
1,2,4-Trimethylbenzene	<1.0	ug/L	0.12	1.0	1.0
sec-Butylbenzene	<1.0	ug/L	0.14	1.0	1.0
1,3-Dichlorobenzene	<1.0	ug/L	0.19	1.0	1.0
p-Isopropyltoluene	<1.0	ug/L	0.12	1.0	1.0
1,4-Dichlorobenzene	<1.0	ug/L	0.15	1.0	1.0
n-Butylbenzene	<1.0	ug/L	0.13	1.0	1.0
1,2-Dichlorobenzene	<1.0	ug/L	0.15	1.0	1.0
1,2-Dibromo-3-Chloropropane	<2.0	ug/L	0.85	2.0	1.0
1,2,4-Trichlorobenzene	<1.0	ug/L	0.20	1.0	1.0
Hexachlorobutadiene	<1.0	ug/L	0.27	1.0	1.0
Naphthalene	<1.0	ug/L	0.32	1.0	1.0
1,2,3-Trichlorobenzene	<1.0	ug/L	0.20	1.0	1.0
Surrogate				Acceptance Limits	
1,2-Dichloroethane-d4 (Surr)	105	%		70 - 125	
Toluene-d8 (Surr)	108	%		75 - 120	
4-Bromofluorobenzene (Surr)	95	%		75 - 120	
Dibromofluoromethane	103	%		75 - 120	

Mr. Tom Cornuet
 Weston Solutions, Inc.
 1400 Weston Way
 PO BOX 2653
 West Chester, PA 19380

Job Number: 500-11401-1

Client Sample ID: RFW-2A
 Lab Sample ID: 500-11401-3

Date Sampled: 05/15/2008 0740
 Date Received: 05/17/2008 0915
 Client Matrix: Water

Analyte	Result/Qualifier	Unit	MDL	RL	Dilution
Method: 8260B		Date Analyzed: 05/22/2008 0127			
Prep Method: 5030B		Date Prepared: 05/22/2008 0127			
Benzene	<1.0	ug/L	0.16	1.0	1.0
Dichlorodifluoromethane	<1.0	ug/L	0.29	1.0	1.0
Chloromethane	<1.0	ug/L	0.33	1.0	1.0
Vinyl chloride	<1.0	ug/L	0.23	1.0	1.0
Bromomethane	<1.0	ug/L	0.44	1.0	1.0
Chloroethane	<1.0	ug/L	0.45	1.0	1.0
Trichlorofluoromethane	<1.0	ug/L	0.32	1.0	1.0
1,1-Dichloroethene	<1.0	ug/L	0.22	1.0	1.0
Carbon disulfide	<5.0	ug/L	0.39	5.0	1.0
Acetone	<5.0	ug/L	1.2	5.0	1.0
Methylene Chloride	4.2	B ug/L	0.99	2.0	1.0
trans-1,2-Dichloroethene	<1.0	ug/L	0.17	1.0	1.0
1,1-Dichloroethane	<1.0	* ug/L	0.18	1.0	1.0
2,2-Dichloropropane	<1.0	ug/L	0.30	1.0	1.0
cis-1,2-Dichloroethene	<1.0	ug/L	0.21	1.0	1.0
Methyl Ethyl Ketone	<5.0	ug/L	0.83	5.0	1.0
Bromochloromethane	<1.0	ug/L	0.33	1.0	1.0
Chloroform	<1.0	ug/L	0.13	1.0	1.0
1,1,1-Trichloroethane	<1.0	ug/L	0.23	1.0	1.0
1,1-Dichloropropene	<1.0	ug/L	0.17	1.0	1.0
Carbon tetrachloride	<1.0	ug/L	0.21	1.0	1.0
1,2-Dichloroethane	<1.0	ug/L	0.22	1.0	1.0
Trichloroethene	1.4	ug/L	0.20	1.0	1.0
1,2-Dichloropropane	<1.0	ug/L	0.23	1.0	1.0
Dibromomethane	<1.0	ug/L	0.31	1.0	1.0
Bromodichloromethane	<1.0	ug/L	0.18	1.0	1.0
cis-1,3-Dichloropropene	<1.0	ug/L	0.16	1.0	1.0
methyl isobutyl ketone	<5.0	ug/L	0.58	5.0	1.0
Toluene	<1.0	ug/L	0.16	1.0	1.0
trans-1,3-Dichloropropene	<1.0	ug/L	0.13	1.0	1.0
1,1,2-Trichloroethane	<1.0	ug/L	0.32	1.0	1.0
Tetrachloroethene	<1.0	ug/L	0.14	1.0	1.0
1,3-Dichloropropane	<1.0	ug/L	0.17	1.0	1.0
2-Hexanone	<5.0	ug/L	0.77	5.0	1.0
Dibromochloromethane	<1.0	ug/L	0.19	1.0	1.0
1,2-Dibromoethane	<1.0	ug/L	0.24	1.0	1.0
Chlorobenzene	<1.0	ug/L	0.17	1.0	1.0
1,1,1,2-Tetrachloroethane	<1.0	ug/L	0.18	1.0	1.0
Ethylbenzene	<1.0	ug/L	0.17	1.0	1.0

Mr. Tom Cornuet
 Weston Solutions, Inc.
 1400 Weston Way
 PO BOX 2653
 West Chester, PA 19380

Job Number: 500-11401-1

Client Sample ID: RFW-2A
 Lab Sample ID: 500-11401-3

Date Sampled: 05/15/2008 0740
 Date Received: 05/17/2008 0915
 Client Matrix: Water

Analyte	Result/Qualifier	Unit	MDL	RL	Dilution
m&p-Xylene	<2.0	ug/L	0.23	2.0	1.0
o-Xylene	<1.0	ug/L	0.12	1.0	1.0
Styrene	<1.0	ug/L	0.15	1.0	1.0
Bromoform	<1.0	ug/L	0.30	1.0	1.0
Isopropylbenzene	<1.0	ug/L	0.14	1.0	1.0
Bromobenzene	<1.0	ug/L	0.15	1.0	1.0
1,1,2,2-Tetrachloroethane	<1.0	ug/L	0.25	1.0	1.0
1,2,3-Trichloropropane	<1.0	ug/L	0.39	1.0	1.0
N-Propylbenzene	<1.0	ug/L	0.11	1.0	1.0
2-Chlorotoluene	<1.0	ug/L	0.16	1.0	1.0
1,3,5-Trimethylbenzene	<1.0	ug/L	0.14	1.0	1.0
4-Chlorotoluene	<1.0	ug/L	0.14	1.0	1.0
tert-Butylbenzene	<1.0	ug/L	0.13	1.0	1.0
1,2,4-Trimethylbenzene	<1.0	ug/L	0.12	1.0	1.0
sec-Butylbenzene	<1.0	ug/L	0.14	1.0	1.0
1,3-Dichlorobenzene	<1.0	ug/L	0.19	1.0	1.0
p-Isopropyltoluene	<1.0	ug/L	0.12	1.0	1.0
1,4-Dichlorobenzene	<1.0	ug/L	0.15	1.0	1.0
n-Butylbenzene	<1.0	ug/L	0.13	1.0	1.0
1,2-Dichlorobenzene	<1.0	ug/L	0.15	1.0	1.0
1,2-Dibromo-3-Chloropropane	<2.0	ug/L	0.85	2.0	1.0
1,2,4-Trichlorobenzene	<1.0	ug/L	0.20	1.0	1.0
Hexachlorobutadiene	<1.0	ug/L	0.27	1.0	1.0
Naphthalene	<1.0	ug/L	0.32	1.0	1.0
1,2,3-Trichlorobenzene	<1.0	ug/L	0.20	1.0	1.0
Surrogate				Acceptance Limits	
1,2-Dichloroethane-d4 (Surr)	102	%		70 - 125	
Toluene-d8 (Surr)	106	%		75 - 120	
4-Bromofluorobenzene (Surr)	97	%		75 - 120	
Dibromofluoromethane	102	%		75 - 120	

Mr. Tom Cornuet
 Weston Solutions, Inc.
 1400 Weston Way
 PO BOX 2653
 West Chester, PA 19380

Job Number: 500-11401-1

Client Sample ID: RFW-2B
 Lab Sample ID: 500-11401-4

Date Sampled: 05/15/2008 0820
 Date Received: 05/17/2008 0915
 Client Matrix: Water

Analyte	Result/Qualifier	Unit	MDL	RL	Dilution
Method: 8260B		Date Analyzed: 05/22/2008 0150			
Prep Method: 5030B		Date Prepared: 05/22/2008 0150			
Benzene	<1.0	ug/L	0.16	1.0	1.0
Dichlorodifluoromethane	<1.0	ug/L	0.29	1.0	1.0
Chloromethane	<1.0	ug/L	0.33	1.0	1.0
Vinyl chloride	<1.0	ug/L	0.23	1.0	1.0
Bromomethane	<1.0	ug/L	0.44	1.0	1.0
Chloroethane	<1.0	ug/L	0.45	1.0	1.0
Trichlorofluoromethane	<1.0	ug/L	0.32	1.0	1.0
1,1-Dichloroethene	<1.0	ug/L	0.22	1.0	1.0
Carbon disulfide	<5.0	ug/L	0.39	5.0	1.0
Acetone	<5.0	ug/L	1.2	5.0	1.0
Methylene Chloride	4.1	B ug/L	0.99	2.0	1.0
trans-1,2-Dichloroethene	<1.0	ug/L	0.17	1.0	1.0
1,1-Dichloroethane	<1.0	* ug/L	0.18	1.0	1.0
2,2-Dichloropropane	<1.0	ug/L	0.30	1.0	1.0
cis-1,2-Dichloroethene	<1.0	ug/L	0.21	1.0	1.0
Methyl Ethyl Ketone	<5.0	ug/L	0.83	5.0	1.0
Bromochloromethane	<1.0	ug/L	0.33	1.0	1.0
Chloroform	<1.0	ug/L	0.13	1.0	1.0
1,1,1-Trichloroethane	<1.0	ug/L	0.23	1.0	1.0
1,1-Dichloropropene	<1.0	ug/L	0.17	1.0	1.0
Carbon tetrachloride	<1.0	ug/L	0.21	1.0	1.0
1,2-Dichloroethane	<1.0	ug/L	0.22	1.0	1.0
Trichloroethene	2.4	ug/L	0.20	1.0	1.0
1,2-Dichloropropane	<1.0	ug/L	0.23	1.0	1.0
Dibromomethane	<1.0	ug/L	0.31	1.0	1.0
Bromodichloromethane	<1.0	ug/L	0.18	1.0	1.0
cis-1,3-Dichloropropene	<1.0	ug/L	0.16	1.0	1.0
methyl isobutyl ketone	<5.0	ug/L	0.58	5.0	1.0
Toluene	<1.0	ug/L	0.16	1.0	1.0
trans-1,3-Dichloropropene	<1.0	ug/L	0.13	1.0	1.0
1,1,2-Trichloroethane	<1.0	ug/L	0.32	1.0	1.0
Tetrachloroethene	<1.0	ug/L	0.14	1.0	1.0
1,3-Dichloropropane	<1.0	ug/L	0.17	1.0	1.0
2-Hexanone	<5.0	ug/L	0.77	5.0	1.0
Dibromochloromethane	<1.0	ug/L	0.19	1.0	1.0
1,2-Dibromoethane	<1.0	ug/L	0.24	1.0	1.0
Chlorobenzene	<1.0	ug/L	0.17	1.0	1.0
1,1,1,2-Tetrachloroethane	<1.0	ug/L	0.18	1.0	1.0
Ethylbenzene	<1.0	ug/L	0.17	1.0	1.0

Mr. Tom Cornuet
 Weston Solutions, Inc.
 1400 Weston Way
 PO BOX 2653
 West Chester, PA 19380

Job Number: 500-11401-1

Client Sample ID: RFW-2B
 Lab Sample ID: 500-11401-4

Date Sampled: 05/15/2008 0820
 Date Received: 05/17/2008 0915
 Client Matrix: Water

Analyte	Result/Qualifier	Unit	MDL	RL	Dilution
m&p-Xylene	<2.0	ug/L	0.23	2.0	1.0
o-Xylene	<1.0	ug/L	0.12	1.0	1.0
Styrene	<1.0	ug/L	0.15	1.0	1.0
Bromoform	<1.0	ug/L	0.30	1.0	1.0
Isopropylbenzene	<1.0	ug/L	0.14	1.0	1.0
Bromobenzene	<1.0	ug/L	0.15	1.0	1.0
1,1,2,2-Tetrachloroethane	<1.0	ug/L	0.25	1.0	1.0
1,2,3-Trichloropropane	<1.0	ug/L	0.39	1.0	1.0
N-Propylbenzene	<1.0	ug/L	0.11	1.0	1.0
2-Chlorotoluene	<1.0	ug/L	0.16	1.0	1.0
1,3,5-Trimethylbenzene	<1.0	ug/L	0.14	1.0	1.0
4-Chlorotoluene	<1.0	ug/L	0.14	1.0	1.0
tert-Butylbenzene	<1.0	ug/L	0.13	1.0	1.0
1,2,4-Trimethylbenzene	<1.0	ug/L	0.12	1.0	1.0
sec-Butylbenzene	<1.0	ug/L	0.14	1.0	1.0
1,3-Dichlorobenzene	<1.0	ug/L	0.19	1.0	1.0
p-Isopropyltoluene	<1.0	ug/L	0.12	1.0	1.0
1,4-Dichlorobenzene	<1.0	ug/L	0.15	1.0	1.0
n-Butylbenzene	<1.0	ug/L	0.13	1.0	1.0
1,2-Dichlorobenzene	<1.0	ug/L	0.15	1.0	1.0
1,2-Dibromo-3-Chloropropane	<2.0	ug/L	0.85	2.0	1.0
1,2,4-Trichlorobenzene	<1.0	ug/L	0.20	1.0	1.0
Hexachlorobutadiene	<1.0	ug/L	0.27	1.0	1.0
Naphthalene	<1.0	ug/L	0.32	1.0	1.0
1,2,3-Trichlorobenzene	<1.0	ug/L	0.20	1.0	1.0
Surrogate			Acceptance Limits		
1,2-Dichloroethane-d4 (Surr)	104	%	70 - 125		
Toluene-d8 (Surr)	106	%	75 - 120		
4-Bromofluorobenzene (Surr)	97	%	75 - 120		
Dibromofluoromethane	103	%	75 - 120		

Mr. Tom Cornuet
 Weston Solutions, Inc.
 1400 Weston Way
 PO BOX 2653
 West Chester, PA 19380

Job Number: 500-11401-1

Client Sample ID: RFW-3B
 Lab Sample ID: 500-11401-5

Date Sampled: 05/16/2008 0735
 Date Received: 05/17/2008 0915
 Client Matrix: Water

Analyte	Result/Qualifier	Unit	MDL	RL	Dilution
Method: 8260B		Date Analyzed: 05/22/2008 0212			
Prep Method: 5030B		Date Prepared: 05/22/2008 0212			
Benzene	<1.0	ug/L	0.16	1.0	1.0
Dichlorodifluoromethane	<1.0	ug/L	0.29	1.0	1.0
Chloromethane	<1.0	ug/L	0.33	1.0	1.0
Vinyl chloride	<1.0	ug/L	0.23	1.0	1.0
Bromomethane	<1.0	ug/L	0.44	1.0	1.0
Chloroethane	<1.0	ug/L	0.45	1.0	1.0
Trichlorofluoromethane	<1.0	ug/L	0.32	1.0	1.0
1,1-Dichloroethene	<1.0	ug/L	0.22	1.0	1.0
Carbon disulfide	<5.0	ug/L	0.39	5.0	1.0
Acetone	<5.0	ug/L	1.2	5.0	1.0
Methylene Chloride	4.6 B	ug/L	0.99	2.0	1.0
trans-1,2-Dichloroethene	<1.0	ug/L	0.17	1.0	1.0
1,1-Dichloroethane	<1.0 *	ug/L	0.18	1.0	1.0
2,2-Dichloropropane	<1.0	ug/L	0.30	1.0	1.0
cis-1,2-Dichloroethene	4.5	ug/L	0.21	1.0	1.0
Methyl Ethyl Ketone	<5.0	ug/L	0.83	5.0	1.0
Bromochloromethane	<1.0	ug/L	0.33	1.0	1.0
Chloroform	<1.0	ug/L	0.13	1.0	1.0
1,1,1-Trichloroethane	<1.0	ug/L	0.23	1.0	1.0
1,1-Dichloropropene	<1.0	ug/L	0.17	1.0	1.0
Carbon tetrachloride	<1.0	ug/L	0.21	1.0	1.0
1,2-Dichloroethane	<1.0	ug/L	0.22	1.0	1.0
Trichloroethene	<1.0	ug/L	0.20	1.0	1.0
1,2-Dichloropropane	<1.0	ug/L	0.23	1.0	1.0
Dibromomethane	<1.0	ug/L	0.31	1.0	1.0
Bromodichloromethane	<1.0	ug/L	0.18	1.0	1.0
cis-1,3-Dichloropropene	<1.0	ug/L	0.16	1.0	1.0
methyl isobutyl ketone	<5.0	ug/L	0.58	5.0	1.0
Toluene	<1.0	ug/L	0.16	1.0	1.0
trans-1,3-Dichloropropene	<1.0	ug/L	0.13	1.0	1.0
1,1,2-Trichloroethane	<1.0	ug/L	0.32	1.0	1.0
Tetrachloroethene	1.9	ug/L	0.14	1.0	1.0
1,3-Dichloropropane	<1.0	ug/L	0.17	1.0	1.0
2-Hexanone	<5.0	ug/L	0.77	5.0	1.0
Dibromochloromethane	<1.0	ug/L	0.19	1.0	1.0
1,2-Dibromoethane	<1.0	ug/L	0.24	1.0	1.0
Chlorobenzene	<1.0	ug/L	0.17	1.0	1.0
1,1,1,2-Tetrachloroethane	<1.0	ug/L	0.18	1.0	1.0
Ethylbenzene	<1.0	ug/L	0.17	1.0	1.0

Mr. Tom Cornuet
 Weston Solutions, Inc.
 1400 Weston Way
 PO BOX 2653
 West Chester, PA 19380

Job Number: 500-11401-1

Client Sample ID: RFW-3B
 Lab Sample ID: 500-11401-5

Date Sampled: 05/16/2008 0735
 Date Received: 05/17/2008 0915
 Client Matrix: Water

Analyte	Result/Qualifier	Unit	MDL	RL	Dilution
m&p-Xylene	<2.0	ug/L	0.23	2.0	1.0
o-Xylene	<1.0	ug/L	0.12	1.0	1.0
Styrene	<1.0	ug/L	0.15	1.0	1.0
Bromoform	<1.0	ug/L	0.30	1.0	1.0
Isopropylbenzene	<1.0	ug/L	0.14	1.0	1.0
Bromobenzene	<1.0	ug/L	0.15	1.0	1.0
1,1,2,2-Tetrachloroethane	<1.0	ug/L	0.25	1.0	1.0
1,2,3-Trichloropropane	<1.0	ug/L	0.39	1.0	1.0
N-Propylbenzene	<1.0	ug/L	0.11	1.0	1.0
2-Chlorotoluene	<1.0	ug/L	0.16	1.0	1.0
1,3,5-Trimethylbenzene	<1.0	ug/L	0.14	1.0	1.0
4-Chlorotoluene	<1.0	ug/L	0.14	1.0	1.0
tert-Butylbenzene	<1.0	ug/L	0.13	1.0	1.0
1,2,4-Trimethylbenzene	<1.0	ug/L	0.12	1.0	1.0
sec-Butylbenzene	<1.0	ug/L	0.14	1.0	1.0
1,3-Dichlorobenzene	<1.0	ug/L	0.19	1.0	1.0
p-Isopropyltoluene	<1.0	ug/L	0.12	1.0	1.0
1,4-Dichlorobenzene	<1.0	ug/L	0.15	1.0	1.0
n-Butylbenzene	<1.0	ug/L	0.13	1.0	1.0
1,2-Dichlorobenzene	<1.0	ug/L	0.15	1.0	1.0
1,2-Dibromo-3-Chloropropane	<2.0	ug/L	0.85	2.0	1.0
1,2,4-Trichlorobenzene	<1.0	ug/L	0.20	1.0	1.0
Hexachlorobutadiene	<1.0	ug/L	0.27	1.0	1.0
Naphthalene	<1.0	ug/L	0.32	1.0	1.0
1,2,3-Trichlorobenzene	<1.0	ug/L	0.20	1.0	1.0
Surrogate			Acceptance Limits		
1,2-Dichloroethane-d4 (Surr)	103	%	70 - 125		
Toluene-d8 (Surr)	103	%	75 - 120		
4-Bromofluorobenzene (Surr)	98	%	75 - 120		
Dibromofluoromethane	103	%	75 - 120		

Mr. Tom Cornuet
 Weston Solutions, Inc.
 1400 Weston Way
 PO BOX 2653
 West Chester, PA 19380

Job Number: 500-11401-1

Client Sample ID: RFW-4A
 Lab Sample ID: 500-11401-6

Date Sampled: 05/16/2008 0950
 Date Received: 05/17/2008 0915
 Client Matrix: Water

Analyte	Result/Qualifier	Unit	MDL	RL	Dilution
Method: 8260B		Date Analyzed: 05/22/2008 0235			
Prep Method: 5030B		Date Prepared: 05/22/2008 0235			
Benzene	<1.0	ug/L	0.16	1.0	1.0
Dichlorodifluoromethane	<1.0	ug/L	0.29	1.0	1.0
Chloromethane	<1.0	ug/L	0.33	1.0	1.0
Vinyl chloride	<1.0	ug/L	0.23	1.0	1.0
Bromomethane	<1.0	ug/L	0.44	1.0	1.0
Chloroethane	<1.0	ug/L	0.45	1.0	1.0
Trichlorofluoromethane	<1.0	ug/L	0.32	1.0	1.0
1,1-Dichloroethene	<1.0	ug/L	0.22	1.0	1.0
Carbon disulfide	<5.0	ug/L	0.39	5.0	1.0
Acetone	<5.0	ug/L	1.2	5.0	1.0
Methylene Chloride	4.0	B ug/L	0.99	2.0	1.0
trans-1,2-Dichloroethene	<1.0	ug/L	0.17	1.0	1.0
1,1-Dichloroethane	<1.0	* ug/L	0.18	1.0	1.0
2,2-Dichloropropane	<1.0	ug/L	0.30	1.0	1.0
cis-1,2-Dichloroethene	<1.0	ug/L	0.21	1.0	1.0
Methyl Ethyl Ketone	<5.0	ug/L	0.83	5.0	1.0
Bromochloromethane	<1.0	ug/L	0.33	1.0	1.0
Chloroform	1.1	ug/L	0.13	1.0	1.0
1,1,1-Trichloroethane	<1.0	ug/L	0.23	1.0	1.0
1,1-Dichloropropene	<1.0	ug/L	0.17	1.0	1.0
Carbon tetrachloride	<1.0	ug/L	0.21	1.0	1.0
1,2-Dichloroethane	<1.0	ug/L	0.22	1.0	1.0
Trichloroethene	31	ug/L	0.20	1.0	1.0
1,2-Dichloropropane	<1.0	ug/L	0.23	1.0	1.0
Dibromomethane	<1.0	ug/L	0.31	1.0	1.0
Bromodichloromethane	<1.0	ug/L	0.18	1.0	1.0
cis-1,3-Dichloropropene	<1.0	ug/L	0.16	1.0	1.0
methyl isobutyl ketone	<5.0	ug/L	0.58	5.0	1.0
Toluene	<1.0	ug/L	0.16	1.0	1.0
trans-1,3-Dichloropropene	<1.0	ug/L	0.13	1.0	1.0
1,1,2-Trichloroethane	<1.0	ug/L	0.32	1.0	1.0
Tetrachloroethene	24	ug/L	0.14	1.0	1.0
1,3-Dichloropropane	<1.0	ug/L	0.17	1.0	1.0
2-Hexanone	<5.0	ug/L	0.77	5.0	1.0
Dibromochloromethane	<1.0	ug/L	0.19	1.0	1.0
1,2-Dibromoethane	<1.0	ug/L	0.24	1.0	1.0
Chlorobenzene	<1.0	ug/L	0.17	1.0	1.0
1,1,1,2-Tetrachloroethane	<1.0	ug/L	0.18	1.0	1.0
Ethylbenzene	<1.0	ug/L	0.17	1.0	1.0

Mr. Tom Cornuet
 Weston Solutions, Inc.
 1400 Weston Way
 PO BOX 2653
 West Chester, PA 19380

Job Number: 500-11401-1

Client Sample ID: RFW-4A
 Lab Sample ID: 500-11401-6

Date Sampled: 05/16/2008 0950
 Date Received: 05/17/2008 0915
 Client Matrix: Water

Analyte	Result/Qualifier	Unit	MDL	RL	Dilution
m&p-Xylene	<2.0	ug/L	0.23	2.0	1.0
o-Xylene	<1.0	ug/L	0.12	1.0	1.0
Styrene	<1.0	ug/L	0.15	1.0	1.0
Bromoform	<1.0	ug/L	0.30	1.0	1.0
Isopropylbenzene	<1.0	ug/L	0.14	1.0	1.0
Bromobenzene	<1.0	ug/L	0.15	1.0	1.0
1,1,2,2-Tetrachloroethane	<1.0	ug/L	0.25	1.0	1.0
1,2,3-Trichloropropane	<1.0	ug/L	0.39	1.0	1.0
N-Propylbenzene	<1.0	ug/L	0.11	1.0	1.0
2-Chlorotoluene	<1.0	ug/L	0.16	1.0	1.0
1,3,5-Trimethylbenzene	<1.0	ug/L	0.14	1.0	1.0
4-Chlorotoluene	<1.0	ug/L	0.14	1.0	1.0
tert-Butylbenzene	<1.0	ug/L	0.13	1.0	1.0
1,2,4-Trimethylbenzene	<1.0	ug/L	0.12	1.0	1.0
sec-Butylbenzene	<1.0	ug/L	0.14	1.0	1.0
1,3-Dichlorobenzene	<1.0	ug/L	0.19	1.0	1.0
p-Isopropyltoluene	<1.0	ug/L	0.12	1.0	1.0
n-Butylbenzene	<1.0	ug/L	0.15	1.0	1.0
1,4-Dichlorobenzene	<1.0	ug/L	0.13	1.0	1.0
1,2-Dichlorobenzene	<1.0	ug/L	0.15	1.0	1.0
1,2-Dibromo-3-Chloropropane	<2.0	ug/L	0.85	2.0	1.0
1,2,4-Trichlorobenzene	<1.0	ug/L	0.20	1.0	1.0
Hexachlorobutadiene	<1.0	ug/L	0.27	1.0	1.0
Naphthalene	<1.0	ug/L	0.32	1.0	1.0
1,2,3-Trichlorobenzene	<1.0	ug/L	0.20	1.0	1.0
Surrogate				Acceptance Limits	
1,2-Dichloroethane-d4 (Surr)	100	%		70 - 125	
Toluene-d8 (Surr)	104	%		75 - 120	
4-Bromofluorobenzene (Surr)	96	%		75 - 120	
Dibromofluoromethane	103	%		75 - 120	

Mr. Tom Cornuet
 Weston Solutions, Inc.
 1400 Weston Way
 PO BOX 2653
 West Chester, PA 19380

Job Number: 500-11401-1

Client Sample ID: RFW-4A DUP
 Lab Sample ID: 500-11401-7

Date Sampled: 05/16/2008 0950
 Date Received: 05/17/2008 0915
 Client Matrix: Water

Analyte	Result/Qualifier	Unit	MDL	RL	Dilution
Method: 8260B		Date Analyzed: 05/22/2008 0259			
Prep Method: 5030B		Date Prepared: 05/22/2008 0259			
Benzene	<1.0	ug/L	0.16	1.0	1.0
Dichlorodifluoromethane	<1.0	ug/L	0.29	1.0	1.0
Chloromethane	<1.0	ug/L	0.33	1.0	1.0
Vinyl chloride	<1.0	ug/L	0.23	1.0	1.0
Bromomethane	<1.0	ug/L	0.44	1.0	1.0
Chloroethane	<1.0	ug/L	0.45	1.0	1.0
Trichlorofluoromethane	<1.0	ug/L	0.32	1.0	1.0
1,1-Dichloroethene	<1.0	ug/L	0.22	1.0	1.0
Carbon disulfide	<5.0	ug/L	0.39	5.0	1.0
Acetone	<5.0	ug/L	1.2	5.0	1.0
Methylene Chloride	4.4	B ug/L	0.99	2.0	1.0
trans-1,2-Dichloroethene	<1.0	ug/L	0.17	1.0	1.0
1,1-Dichloroethane	<1.0	* ug/L	0.18	1.0	1.0
2,2-Dichloropropane	<1.0	ug/L	0.30	1.0	1.0
cis-1,2-Dichloroethene	<1.0	ug/L	0.21	1.0	1.0
Methyl Ethyl Ketone	<5.0	ug/L	0.83	5.0	1.0
Bromochloromethane	<1.0	ug/L	0.33	1.0	1.0
Chloroform	1.1	ug/L	0.13	1.0	1.0
1,1,1-Trichloroethane	<1.0	ug/L	0.23	1.0	1.0
1,1-Dichloropropene	<1.0	ug/L	0.17	1.0	1.0
Carbon tetrachloride	<1.0	ug/L	0.21	1.0	1.0
1,2-Dichloroethane	<1.0	ug/L	0.22	1.0	1.0
Trichloroethene	29	ug/L	0.20	1.0	1.0
1,2-Dichloropropane	<1.0	ug/L	0.23	1.0	1.0
Dibromomethane	<1.0	ug/L	0.31	1.0	1.0
Bromodichloromethane	<1.0	ug/L	0.18	1.0	1.0
cis-1,3-Dichloropropene	<1.0	ug/L	0.16	1.0	1.0
methyl isobutyl ketone	<5.0	ug/L	0.58	5.0	1.0
Toluene	<1.0	ug/L	0.16	1.0	1.0
trans-1,3-Dichloropropene	<1.0	ug/L	0.13	1.0	1.0
1,1,2-Trichloroethane	<1.0	ug/L	0.32	1.0	1.0
Tetrachloroethene	22	ug/L	0.14	1.0	1.0
1,3-Dichloropropane	<1.0	ug/L	0.17	1.0	1.0
2-Hexanone	<5.0	ug/L	0.77	5.0	1.0
Dibromochloromethane	<1.0	ug/L	0.19	1.0	1.0
1,2-Dibromoethane	<1.0	ug/L	0.24	1.0	1.0
Chlorobenzene	<1.0	ug/L	0.17	1.0	1.0
1,1,1,2-Tetrachloroethane	<1.0	ug/L	0.18	1.0	1.0
Ethylbenzene	<1.0	ug/L	0.17	1.0	1.0

Mr. Tom Cornuet
 Weston Solutions, Inc.
 1400 Weston Way
 PO BOX 2653
 West Chester, PA 19380

Job Number: 500-11401-1

Client Sample ID: RFW-4A DUP
 Lab Sample ID: 500-11401-7

Date Sampled: 05/16/2008 0950
 Date Received: 05/17/2008 0915
 Client Matrix: Water

Analyte	Result/Qualifier	Unit	MDL	RL	Dilution
m&p-Xylene	<2.0	ug/L	0.23	2.0	1.0
o-Xylene	<1.0	ug/L	0.12	1.0	1.0
Styrene	<1.0	ug/L	0.15	1.0	1.0
Bromoform	<1.0	ug/L	0.30	1.0	1.0
Isopropylbenzene	<1.0	ug/L	0.14	1.0	1.0
Bromobenzene	<1.0	ug/L	0.15	1.0	1.0
1,1,2,2-Tetrachloroethane	<1.0	ug/L	0.25	1.0	1.0
1,2,3-Trichloropropane	<1.0	ug/L	0.39	1.0	1.0
N-Propylbenzene	<1.0	ug/L	0.11	1.0	1.0
2-Chlorotoluene	<1.0	ug/L	0.16	1.0	1.0
1,3,5-Trimethylbenzene	<1.0	ug/L	0.14	1.0	1.0
4-Chlorotoluene	<1.0	ug/L	0.14	1.0	1.0
tert-Butylbenzene	<1.0	ug/L	0.13	1.0	1.0
1,2,4-Trimethylbenzene	<1.0	ug/L	0.12	1.0	1.0
sec-Butylbenzene	<1.0	ug/L	0.14	1.0	1.0
1,3-Dichlorobenzene	<1.0	ug/L	0.19	1.0	1.0
p-Isopropyltoluene	<1.0	ug/L	0.12	1.0	1.0
1,4-Dichlorobenzene	<1.0	ug/L	0.15	1.0	1.0
n-Butylbenzene	<1.0	ug/L	0.13	1.0	1.0
1,2-Dichlorobenzene	<1.0	ug/L	0.15	1.0	1.0
1,2-Dibromo-3-Chloropropane	<2.0	ug/L	0.85	2.0	1.0
1,2,4-Trichlorobenzene	<1.0	ug/L	0.20	1.0	1.0
Hexachlorobutadiene	<1.0	ug/L	0.27	1.0	1.0
Naphthalene	<1.0	ug/L	0.32	1.0	1.0
1,2,3-Trichlorobenzene	<1.0	ug/L	0.20	1.0	1.0
Surrogate			Acceptance Limits		
1,2-Dichloroethane-d4 (Surr)	103	%	70 - 125		
Toluene-d8 (Surr)	106	%	75 - 120		
4-Bromofluorobenzene (Surr)	96	%	75 - 120		
Dibromofluoromethane	105	%	75 - 120		

Mr. Tom Cornuet
 Weston Solutions, Inc.
 1400 Weston Way
 PO BOX 2653
 West Chester, PA 19380

Job Number: 500-11401-1

Client Sample ID: RFW-4B
 Lab Sample ID: 500-11401-8

Date Sampled: 05/16/2008 1030
 Date Received: 05/17/2008 0915
 Client Matrix: Water

Analyte	Result/Qualifier	Unit	MDL	RL	Dilution
Method: 8260B		Date Analyzed: 05/22/2008 0322			
Prep Method: 5030B		Date Prepared: 05/22/2008 0322			
Benzene	<1.0	ug/L	0.16	1.0	1.0
Dichlorodifluoromethane	<1.0	ug/L	0.29	1.0	1.0
Chloromethane	<1.0	ug/L	0.33	1.0	1.0
Vinyl chloride	<1.0	ug/L	0.23	1.0	1.0
Bromomethane	<1.0	ug/L	0.44	1.0	1.0
Chloroethane	<1.0	ug/L	0.45	1.0	1.0
Trichlorofluoromethane	<1.0	ug/L	0.32	1.0	1.0
1,1-Dichloroethene	<1.0	ug/L	0.22	1.0	1.0
Carbon disulfide	<5.0	ug/L	0.39	5.0	1.0
Acetone	<5.0	ug/L	1.2	5.0	1.0
Methylene Chloride	4.0	B ug/L	0.99	2.0	1.0
trans-1,2-Dichloroethene	<1.0	ug/L	0.17	1.0	1.0
1,1-Dichloroethane	<1.0	* ug/L	0.18	1.0	1.0
2,2-Dichloropropane	<1.0	ug/L	0.30	1.0	1.0
cis-1,2-Dichloroethene	5.0	ug/L	0.21	1.0	1.0
Methyl Ethyl Ketone	<5.0	ug/L	0.83	5.0	1.0
Bromochloromethane	<1.0	ug/L	0.33	1.0	1.0
Chloroform	<1.0	ug/L	0.13	1.0	1.0
1,1,1-Trichloroethane	<1.0	ug/L	0.23	1.0	1.0
1,1-Dichloropropene	<1.0	ug/L	0.17	1.0	1.0
Carbon tetrachloride	<1.0	ug/L	0.21	1.0	1.0
1,2-Dichloroethane	<1.0	ug/L	0.22	1.0	1.0
Trichloroethene	15	ug/L	0.20	1.0	1.0
1,2-Dichloropropane	<1.0	ug/L	0.23	1.0	1.0
Dibromomethane	<1.0	ug/L	0.31	1.0	1.0
Bromodichloromethane	<1.0	ug/L	0.18	1.0	1.0
cis-1,3-Dichloropropene	<1.0	ug/L	0.16	1.0	1.0
methyl isobutyl ketone	<5.0	ug/L	0.58	5.0	1.0
Toluene	<1.0	ug/L	0.16	1.0	1.0
trans-1,3-Dichloropropene	<1.0	ug/L	0.13	1.0	1.0
1,1,2-Trichloroethane	<1.0	ug/L	0.32	1.0	1.0
Tetrachloroethene	44	ug/L	0.14	1.0	1.0
1,3-Dichloropropane	<1.0	ug/L	0.17	1.0	1.0
2-Hexanone	<5.0	ug/L	0.77	5.0	1.0
Dibromochloromethane	<1.0	ug/L	0.19	1.0	1.0
1,2-Dibromoethane	<1.0	ug/L	0.24	1.0	1.0
Chlorobenzene	<1.0	ug/L	0.17	1.0	1.0
1,1,1,2-Tetrachloroethane	<1.0	ug/L	0.18	1.0	1.0
Ethylbenzene	<1.0	ug/L	0.17	1.0	1.0

Mr. Tom Cornuet
 Weston Solutions, Inc.
 1400 Weston Way
 PO BOX 2653
 West Chester, PA 19380

Job Number: 500-11401-1

Client Sample ID: RFW-4B
 Lab Sample ID: 500-11401-8

Date Sampled: 05/16/2008 1030
 Date Received: 05/17/2008 0915
 Client Matrix: Water

Analyte	Result/Qualifier	Unit	MDL	RL	Dilution
m&p-Xylene	<2.0	ug/L	0.23	2.0	1.0
o-Xylene	<1.0	ug/L	0.12	1.0	1.0
Styrene	<1.0	ug/L	0.15	1.0	1.0
Bromoform	<1.0	ug/L	0.30	1.0	1.0
Isopropylbenzene	<1.0	ug/L	0.14	1.0	1.0
Bromobenzene	<1.0	ug/L	0.15	1.0	1.0
1,1,2,2-Tetrachloroethane	<1.0	ug/L	0.25	1.0	1.0
1,2,3-Trichloropropane	<1.0	ug/L	0.39	1.0	1.0
N-Propylbenzene	<1.0	ug/L	0.11	1.0	1.0
2-Chlorotoluene	<1.0	ug/L	0.16	1.0	1.0
1,3,5-Trimethylbenzene	<1.0	ug/L	0.14	1.0	1.0
4-Chlorotoluene	<1.0	ug/L	0.14	1.0	1.0
tert-Butylbenzene	<1.0	ug/L	0.13	1.0	1.0
1,2,4-Trimethylbenzene	<1.0	ug/L	0.12	1.0	1.0
sec-Butylbenzene	<1.0	ug/L	0.14	1.0	1.0
1,3-Dichlorobenzene	<1.0	ug/L	0.19	1.0	1.0
p-Isopropyltoluene	<1.0	ug/L	0.12	1.0	1.0
1,4-Dichlorobenzene	<1.0	ug/L	0.15	1.0	1.0
n-Butylbenzene	<1.0	ug/L	0.13	1.0	1.0
1,2-Dichlorobenzene	<1.0	ug/L	0.15	1.0	1.0
1,2-Dibromo-3-Chloropropane	<2.0	ug/L	0.85	2.0	1.0
1,2,4-Trichlorobenzene	<1.0	ug/L	0.20	1.0	1.0
Hexachlorobutadiene	<1.0	ug/L	0.27	1.0	1.0
Naphthalene	<1.0	ug/L	0.32	1.0	1.0
1,2,3-Trichlorobenzene	<1.0	ug/L	0.20	1.0	1.0
Surrogate			Acceptance Limits		
1,2-Dichloroethane-d4 (Surr)	105	%	70 - 125		
Toluene-d8 (Surr)	106	%	75 - 120		
4-Bromofluorobenzene (Surr)	97	%	75 - 120		
Dibromofluoromethane	108	%	75 - 120		

Mr. Tom Cornuet
 Weston Solutions, Inc.
 1400 Weston Way
 PO BOX 2653
 West Chester, PA 19380

Job Number: 500-11401-1

Client Sample ID: RFW-6
 Lab Sample ID: 500-11401-9

Date Sampled: 05/16/2008 0745
 Date Received: 05/17/2008 0915
 Client Matrix: Water

Analyte	Result/Qualifier	Unit	MDL	RL	Dilution
Method: 8260B		Date Analyzed: 05/22/2008 0346			
Prep Method: 5030B		Date Prepared: 05/22/2008 0346			
Benzene	<1.0	ug/L	0.16	1.0	1.0
Dichlorodifluoromethane	<1.0	ug/L	0.29	1.0	1.0
Chloromethane	<1.0	ug/L	0.33	1.0	1.0
Vinyl chloride	<1.0	ug/L	0.23	1.0	1.0
Bromomethane	<1.0	ug/L	0.44	1.0	1.0
Chloroethane	<1.0	ug/L	0.45	1.0	1.0
Trichlorofluoromethane	<1.0	ug/L	0.32	1.0	1.0
1,1-Dichloroethene	<1.0	ug/L	0.22	1.0	1.0
Carbon disulfide	<5.0	ug/L	0.39	5.0	1.0
Acetone	<5.0	ug/L	1.2	5.0	1.0
Methylene Chloride	4.8	B ug/L	0.99	2.0	1.0
trans-1,2-Dichloroethene	<1.0	ug/L	0.17	1.0	1.0
1,1-Dichloroethane	<1.0	* ug/L	0.18	1.0	1.0
2,2-Dichloropropane	<1.0	ug/L	0.30	1.0	1.0
cis-1,2-Dichloroethene	<1.0	ug/L	0.21	1.0	1.0
Methyl Ethyl Ketone	<5.0	ug/L	0.83	5.0	1.0
Bromochloromethane	<1.0	ug/L	0.33	1.0	1.0
Chloroform	<1.0	ug/L	0.13	1.0	1.0
1,1,1-Trichloroethane	<1.0	ug/L	0.23	1.0	1.0
1,1-Dichloropropene	<1.0	ug/L	0.17	1.0	1.0
Carbon tetrachloride	<1.0	ug/L	0.21	1.0	1.0
1,2-Dichloroethane	<1.0	ug/L	0.22	1.0	1.0
Trichloroethene	2.8	ug/L	0.20	1.0	1.0
1,2-Dichloropropane	<1.0	ug/L	0.23	1.0	1.0
Dibromomethane	<1.0	ug/L	0.31	1.0	1.0
Bromodichloromethane	<1.0	ug/L	0.18	1.0	1.0
cis-1,3-Dichloropropene	<1.0	ug/L	0.16	1.0	1.0
methyl isobutyl ketone	<5.0	ug/L	0.58	5.0	1.0
Toluene	<1.0	ug/L	0.16	1.0	1.0
trans-1,3-Dichloropropene	<1.0	ug/L	0.13	1.0	1.0
1,1,2-Trichloroethane	<1.0	ug/L	0.32	1.0	1.0
Tetrachloroethene	2.8	ug/L	0.14	1.0	1.0
1,3-Dichloropropane	<1.0	ug/L	0.17	1.0	1.0
2-Hexanone	<5.0	ug/L	0.77	5.0	1.0
Dibromochloromethane	<1.0	ug/L	0.19	1.0	1.0
1,2-Dibromoethane	<1.0	ug/L	0.24	1.0	1.0
Chlorobenzene	<1.0	ug/L	0.17	1.0	1.0
1,1,1,2-Tetrachloroethane	<1.0	ug/L	0.18	1.0	1.0
Ethylbenzene	<1.0	ug/L	0.17	1.0	1.0

Mr. Tom Cornuet
 Weston Solutions, Inc.
 1400 Weston Way
 PO BOX 2653
 West Chester, PA 19380

Job Number: 500-11401-1

Client Sample ID: RFW-6
 Lab Sample ID: 500-11401-9

Date Sampled: 05/16/2008 0745
 Date Received: 05/17/2008 0915
 Client Matrix: Water

Analyte	Result/Qualifier	Unit	MDL	RL	Dilution
m&p-Xylene	<2.0	ug/L	0.23	2.0	1.0
o-Xylene	<1.0	ug/L	0.12	1.0	1.0
Styrene	<1.0	ug/L	0.15	1.0	1.0
Bromoform	<1.0	ug/L	0.30	1.0	1.0
Isopropylbenzene	<1.0	ug/L	0.14	1.0	1.0
Bromobenzene	<1.0	ug/L	0.15	1.0	1.0
1,1,2,2-Tetrachloroethane	<1.0	ug/L	0.25	1.0	1.0
1,2,3-Trichloropropane	<1.0	ug/L	0.39	1.0	1.0
N-Propylbenzene	<1.0	ug/L	0.11	1.0	1.0
2-Chlorotoluene	<1.0	ug/L	0.16	1.0	1.0
1,3,5-Trimethylbenzene	<1.0	ug/L	0.14	1.0	1.0
4-Chlorotoluene	<1.0	ug/L	0.14	1.0	1.0
tert-Butylbenzene	<1.0	ug/L	0.13	1.0	1.0
1,2,4-Trimethylbenzene	<1.0	ug/L	0.12	1.0	1.0
sec-Butylbenzene	<1.0	ug/L	0.14	1.0	1.0
1,3-Dichlorobenzene	<1.0	ug/L	0.19	1.0	1.0
p-Isopropyltoluene	<1.0	ug/L	0.12	1.0	1.0
1,4-Dichlorobenzene	<1.0	ug/L	0.15	1.0	1.0
n-Butylbenzene	<1.0	ug/L	0.13	1.0	1.0
1,2-Dichlorobenzene	<1.0	ug/L	0.15	1.0	1.0
1,2-Dibromo-3-Chloropropane	<2.0	ug/L	0.85	2.0	1.0
1,2,4-Trichlorobenzene	<1.0	ug/L	0.20	1.0	1.0
Hexachlorobutadiene	<1.0	ug/L	0.27	1.0	1.0
Naphthalene	<1.0	ug/L	0.32	1.0	1.0
1,2,3-Trichlorobenzene	<1.0	ug/L	0.20	1.0	1.0
Surrogate				Acceptance Limits	
1,2-Dichloroethane-d4 (Surr)	103	%		70 - 125	
Toluene-d8 (Surr)	106	%		75 - 120	
4-Bromofluorobenzene (Surr)	97	%		75 - 120	
Dibromofluoromethane	104	%		75 - 120	

Mr. Tom Cornuet
 Weston Solutions, Inc.
 1400 Weston Way
 PO BOX 2653
 West Chester, PA 19380

Job Number: 500-11401-1

Client Sample ID: RFW-7
 Lab Sample ID: 500-11401-10

Date Sampled: 05/15/2008 0935
 Date Received: 05/17/2008 0915
 Client Matrix: Water

Analyte	Result/Qualifier	Unit	MDL	RL	Dilution
Method: 8260B		Date Analyzed: 05/22/2008 0409			
Prep Method: 5030B		Date Prepared: 05/22/2008 0409			
Benzene	<1.0	ug/L	0.16	1.0	1.0
Dichlorodifluoromethane	<1.0	ug/L	0.29	1.0	1.0
Chloromethane	<1.0	ug/L	0.33	1.0	1.0
Vinyl chloride	<1.0	ug/L	0.23	1.0	1.0
Bromomethane	<1.0	ug/L	0.44	1.0	1.0
Chloroethane	<1.0	ug/L	0.45	1.0	1.0
Trichlorofluoromethane	<1.0	ug/L	0.32	1.0	1.0
1,1-Dichloroethene	<1.0	ug/L	0.22	1.0	1.0
Carbon disulfide	<5.0	ug/L	0.39	5.0	1.0
Acetone	<5.0	ug/L	1.2	5.0	1.0
Methylene Chloride	4.6	B ug/L	0.99	2.0	1.0
trans-1,2-Dichloroethene	<1.0	ug/L	0.17	1.0	1.0
1,1-Dichloroethane	<1.0	* ug/L	0.18	1.0	1.0
2,2-Dichloropropane	<1.0	ug/L	0.30	1.0	1.0
cis-1,2-Dichloroethene	<1.0	ug/L	0.21	1.0	1.0
Methyl Ethyl Ketone	<5.0	ug/L	0.83	5.0	1.0
Bromochloromethane	<1.0	ug/L	0.33	1.0	1.0
Chloroform	<1.0	ug/L	0.13	1.0	1.0
1,1,1-Trichloroethane	<1.0	ug/L	0.23	1.0	1.0
1,1-Dichloropropene	<1.0	ug/L	0.17	1.0	1.0
Carbon tetrachloride	<1.0	ug/L	0.21	1.0	1.0
1,2-Dichloroethane	<1.0	ug/L	0.22	1.0	1.0
Trichloroethene	3.8	ug/L	0.20	1.0	1.0
1,2-Dichloropropane	<1.0	ug/L	0.23	1.0	1.0
Dibromomethane	<1.0	ug/L	0.31	1.0	1.0
Bromodichloromethane	<1.0	ug/L	0.18	1.0	1.0
cis-1,3-Dichloropropene	<1.0	ug/L	0.16	1.0	1.0
methyl isobutyl ketone	<5.0	ug/L	0.58	5.0	1.0
Toluene	<1.0	ug/L	0.16	1.0	1.0
trans-1,3-Dichloropropene	<1.0	ug/L	0.13	1.0	1.0
1,1,2-Trichloroethane	<1.0	ug/L	0.32	1.0	1.0
Tetrachloroethene	<1.0	ug/L	0.14	1.0	1.0
1,3-Dichloropropane	<1.0	ug/L	0.17	1.0	1.0
2-Hexanone	<5.0	ug/L	0.77	5.0	1.0
Dibromochloromethane	<1.0	ug/L	0.19	1.0	1.0
1,2-Dibromoethane	<1.0	ug/L	0.24	1.0	1.0
Chlorobenzene	<1.0	ug/L	0.17	1.0	1.0
1,1,1,2-Tetrachloroethane	<1.0	ug/L	0.18	1.0	1.0
Ethylbenzene	<1.0	ug/L	0.17	1.0	1.0

Mr. Tom Cornuet
 Weston Solutions, Inc.
 1400 Weston Way
 PO BOX 2653
 West Chester, PA 19380

Job Number: 500-11401-1

Client Sample ID: RFW-7
 Lab Sample ID: 500-11401-10

Date Sampled: 05/15/2008 0935
 Date Received: 05/17/2008 0915
 Client Matrix: Water

Analyte	Result/Qualifier	Unit	MDL	RL	Dilution
m&p-Xylene	<2.0	ug/L	0.23	2.0	1.0
o-Xylene	<1.0	ug/L	0.12	1.0	1.0
Styrene	<1.0	ug/L	0.15	1.0	1.0
Bromoform	<1.0	ug/L	0.30	1.0	1.0
Isopropylbenzene	<1.0	ug/L	0.14	1.0	1.0
Bromobenzene	<1.0	ug/L	0.15	1.0	1.0
1,1,2,2-Tetrachloroethane	<1.0	ug/L	0.25	1.0	1.0
1,2,3-Trichloropropane	<1.0	ug/L	0.39	1.0	1.0
N-Propylbenzene	<1.0	ug/L	0.11	1.0	1.0
2-Chlorotoluene	<1.0	ug/L	0.16	1.0	1.0
1,3,5-Trimethylbenzene	<1.0	ug/L	0.14	1.0	1.0
4-Chlorotoluene	<1.0	ug/L	0.14	1.0	1.0
tert-Butylbenzene	<1.0	ug/L	0.13	1.0	1.0
1,2,4-Trimethylbenzene	<1.0	ug/L	0.12	1.0	1.0
sec-Butylbenzene	<1.0	ug/L	0.14	1.0	1.0
1,3-Dichlorobenzene	<1.0	ug/L	0.19	1.0	1.0
p-Isopropyltoluene	<1.0	ug/L	0.12	1.0	1.0
1,4-Dichlorobenzene	<1.0	ug/L	0.15	1.0	1.0
n-Butylbenzene	<1.0	ug/L	0.13	1.0	1.0
1,2-Dichlorobenzene	<1.0	ug/L	0.15	1.0	1.0
1,2-Dibromo-3-Chloropropane	<2.0	ug/L	0.85	2.0	1.0
1,2,4-Trichlorobenzene	<1.0	ug/L	0.20	1.0	1.0
Hexachlorobutadiene	<1.0	ug/L	0.27	1.0	1.0
Naphthalene	<1.0	ug/L	0.32	1.0	1.0
1,2,3-Trichlorobenzene	<1.0	ug/L	0.20	1.0	1.0
Surrogate			Acceptance Limits		
1,2-Dichloroethane-d4 (Surr)	104	%	70 - 125		
Toluene-d8 (Surr)	105	%	75 - 120		
4-Bromofluorobenzene (Surr)	97	%	75 - 120		
Dibromofluoromethane	104	%	75 - 120		

Mr. Tom Cornuet
 Weston Solutions, Inc.
 1400 Weston Way
 PO BOX 2653
 West Chester, PA 19380

Job Number: 500-11401-1

Client Sample ID: RFW-9
 Lab Sample ID: 500-11401-11

Date Sampled: 05/15/2008 1650
 Date Received: 05/17/2008 0915
 Client Matrix: Water

Analyte	Result/Qualifier	Unit	MDL	RL	Dilution
Method: 8260B		Date Analyzed: 05/22/2008 0432			
Prep Method: 5030B		Date Prepared: 05/22/2008 0432			
Benzene	<1.0	ug/L	0.16	1.0	1.0
Dichlorodifluoromethane	<1.0	ug/L	0.29	1.0	1.0
Chloromethane	<1.0	ug/L	0.33	1.0	1.0
Vinyl chloride	<1.0	ug/L	0.23	1.0	1.0
Bromomethane	<1.0	ug/L	0.44	1.0	1.0
Chloroethane	<1.0	ug/L	0.45	1.0	1.0
Trichlorofluoromethane	<1.0	ug/L	0.32	1.0	1.0
1,1-Dichloroethene	<1.0	ug/L	0.22	1.0	1.0
Carbon disulfide	<5.0	ug/L	0.39	5.0	1.0
Acetone	<5.0	ug/L	1.2	5.0	1.0
Methylene Chloride	4.8	B ug/L	0.99	2.0	1.0
trans-1,2-Dichloroethene	<1.0	ug/L	0.17	1.0	1.0
1,1-Dichloroethane	<1.0	* ug/L	0.18	1.0	1.0
2,2-Dichloropropane	<1.0	ug/L	0.30	1.0	1.0
cis-1,2-Dichloroethene	12	ug/L	0.21	1.0	1.0
Methyl Ethyl Ketone	<5.0	ug/L	0.83	5.0	1.0
Bromochloromethane	<1.0	ug/L	0.33	1.0	1.0
Chloroform	<1.0	ug/L	0.13	1.0	1.0
1,1,1-Trichloroethane	<1.0	ug/L	0.23	1.0	1.0
1,1-Dichloropropene	<1.0	ug/L	0.17	1.0	1.0
Carbon tetrachloride	<1.0	ug/L	0.21	1.0	1.0
1,2-Dichloroethane	<1.0	ug/L	0.22	1.0	1.0
Trichloroethene	14	ug/L	0.20	1.0	1.0
1,2-Dichloropropane	<1.0	ug/L	0.23	1.0	1.0
Dibromomethane	<1.0	ug/L	0.31	1.0	1.0
Bromodichloromethane	<1.0	ug/L	0.18	1.0	1.0
cis-1,3-Dichloropropene	<1.0	ug/L	0.16	1.0	1.0
methyl isobutyl ketone	<5.0	ug/L	0.58	5.0	1.0
Toluene	<1.0	ug/L	0.16	1.0	1.0
trans-1,3-Dichloropropene	<1.0	ug/L	0.13	1.0	1.0
1,1,2-Trichloroethane	<1.0	ug/L	0.32	1.0	1.0
Tetrachloroethene	6.4	ug/L	0.14	1.0	1.0
1,3-Dichloropropane	<1.0	ug/L	0.17	1.0	1.0
2-Hexanone	<5.0	ug/L	0.77	5.0	1.0
Dibromochloromethane	<1.0	ug/L	0.19	1.0	1.0
1,2-Dibromoethane	<1.0	ug/L	0.24	1.0	1.0
Chlorobenzene	<1.0	ug/L	0.17	1.0	1.0
1,1,1,2-Tetrachloroethane	<1.0	ug/L	0.18	1.0	1.0
Ethylbenzene	<1.0	ug/L	0.17	1.0	1.0

Mr. Tom Cornuet
 Weston Solutions, Inc.
 1400 Weston Way
 PO BOX 2653
 West Chester, PA 19380

Job Number: 500-11401-1

Client Sample ID: RFW-9
 Lab Sample ID: 500-11401-11

Date Sampled: 05/15/2008 1650
 Date Received: 05/17/2008 0915
 Client Matrix: Water

Analyte	Result/Qualifier	Unit	MDL	RL	Dilution
m&p-Xylene	<2.0	ug/L	0.23	2.0	1.0
o-Xylene	<1.0	ug/L	0.12	1.0	1.0
Styrene	<1.0	ug/L	0.15	1.0	1.0
Bromoform	<1.0	ug/L	0.30	1.0	1.0
Isopropylbenzene	<1.0	ug/L	0.14	1.0	1.0
Bromobenzene	<1.0	ug/L	0.15	1.0	1.0
1,1,2,2-Tetrachloroethane	<1.0	ug/L	0.25	1.0	1.0
1,2,3-Trichloropropane	<1.0	ug/L	0.39	1.0	1.0
N-Propylbenzene	<1.0	ug/L	0.11	1.0	1.0
2-Chlorotoluene	<1.0	ug/L	0.16	1.0	1.0
1,3,5-Trimethylbenzene	<1.0	ug/L	0.14	1.0	1.0
4-Chlorotoluene	<1.0	ug/L	0.14	1.0	1.0
tert-Butylbenzene	<1.0	ug/L	0.13	1.0	1.0
1,2,4-Trimethylbenzene	<1.0	ug/L	0.12	1.0	1.0
sec-Butylbenzene	<1.0	ug/L	0.14	1.0	1.0
1,3-Dichlorobenzene	<1.0	ug/L	0.19	1.0	1.0
p-Isopropyltoluene	<1.0	ug/L	0.12	1.0	1.0
1,4-Dichlorobenzene	<1.0	ug/L	0.15	1.0	1.0
n-Butylbenzene	<1.0	ug/L	0.13	1.0	1.0
1,2-Dichlorobenzene	<1.0	ug/L	0.15	1.0	1.0
1,2-Dibromo-3-Chloropropane	<2.0	ug/L	0.85	2.0	1.0
1,2,4-Trichlorobenzene	<1.0	ug/L	0.20	1.0	1.0
Hexachlorobutadiene	<1.0	ug/L	0.27	1.0	1.0
Naphthalene	<1.0	ug/L	0.32	1.0	1.0
1,2,3-Trichlorobenzene	<1.0	ug/L	0.20	1.0	1.0
Surrogate			Acceptance Limits		
1,2-Dichloroethane-d4 (Surr)	103	%	70 - 125		
Toluene-d8 (Surr)	106	%	75 - 120		
4-Bromofluorobenzene (Surr)	99	%	75 - 120		
Dibromofluoromethane	104	%	75 - 120		

Mr. Tom Cornuet
 Weston Solutions, Inc.
 1400 Weston Way
 PO BOX 2653
 West Chester, PA 19380

Job Number: 500-11401-1

Client Sample ID: RFW-11B
 Lab Sample ID: 500-11401-12

Date Sampled: 05/16/2008 1315
 Date Received: 05/17/2008 0915
 Client Matrix: Water

Analyte	Result/Qualifier	Unit	MDL	RL	Dilution
Method: 8260B		Date Analyzed: 05/22/2008 0456			
Prep Method: 5030B		Date Prepared: 05/22/2008 0456			
Benzene	<1.0	ug/L	0.16	1.0	1.0
Dichlorodifluoromethane	<1.0	ug/L	0.29	1.0	1.0
Chloromethane	<1.0	ug/L	0.33	1.0	1.0
Vinyl chloride	<1.0	ug/L	0.23	1.0	1.0
Bromomethane	<1.0	ug/L	0.44	1.0	1.0
Chloroethane	<1.0	ug/L	0.45	1.0	1.0
Trichlorofluoromethane	<1.0	ug/L	0.32	1.0	1.0
1,1-Dichloroethene	<1.0	ug/L	0.22	1.0	1.0
Carbon disulfide	<5.0	ug/L	0.39	5.0	1.0
Acetone	<5.0	ug/L	1.2	5.0	1.0
Methylene Chloride	4.8	B ug/L	0.99	2.0	1.0
trans-1,2-Dichloroethene	<1.0	ug/L	0.17	1.0	1.0
1,1-Dichloroethane	<1.0	* ug/L	0.18	1.0	1.0
2,2-Dichloropropane	<1.0	ug/L	0.30	1.0	1.0
cis-1,2-Dichloroethene	<1.0	ug/L	0.21	1.0	1.0
Methyl Ethyl Ketone	<5.0	ug/L	0.83	5.0	1.0
Bromochloromethane	<1.0	ug/L	0.33	1.0	1.0
Chloroform	<1.0	ug/L	0.13	1.0	1.0
1,1,1-Trichloroethane	<1.0	ug/L	0.23	1.0	1.0
1,1-Dichloropropene	<1.0	ug/L	0.17	1.0	1.0
Carbon tetrachloride	<1.0	ug/L	0.21	1.0	1.0
1,2-Dichloroethane	<1.0	ug/L	0.22	1.0	1.0
Trichloroethene	12	ug/L	0.20	1.0	1.0
1,2-Dichloropropane	<1.0	ug/L	0.23	1.0	1.0
Dibromomethane	<1.0	ug/L	0.31	1.0	1.0
Bromodichloromethane	<1.0	ug/L	0.18	1.0	1.0
cis-1,3-Dichloropropene	<1.0	ug/L	0.16	1.0	1.0
methyl isobutyl ketone	<5.0	ug/L	0.58	5.0	1.0
Toluene	<1.0	ug/L	0.16	1.0	1.0
trans-1,3-Dichloropropene	<1.0	ug/L	0.13	1.0	1.0
1,1,2-Trichloroethane	<1.0	ug/L	0.32	1.0	1.0
Tetrachloroethene	<1.0	ug/L	0.14	1.0	1.0
1,3-Dichloropropane	<1.0	ug/L	0.17	1.0	1.0
2-Hexanone	<5.0	ug/L	0.77	5.0	1.0
Dibromochloromethane	<1.0	ug/L	0.19	1.0	1.0
1,2-Dibromoethane	<1.0	ug/L	0.24	1.0	1.0
Chlorobenzene	<1.0	ug/L	0.17	1.0	1.0
1,1,1,2-Tetrachloroethane	<1.0	ug/L	0.18	1.0	1.0
Ethylbenzene	<1.0	ug/L	0.17	1.0	1.0

Mr. Tom Cornuet
 Weston Solutions, Inc.
 1400 Weston Way
 PO BOX 2653
 West Chester, PA 19380

Job Number: 500-11401-1

Client Sample ID: RFW-11B
 Lab Sample ID: 500-11401-12

Date Sampled: 05/16/2008 1315
 Date Received: 05/17/2008 0915
 Client Matrix: Water

Analyte	Result/Qualifier	Unit	MDL	RL	Dilution
m&p-Xylene	<2.0	ug/L	0.23	2.0	1.0
o-Xylene	<1.0	ug/L	0.12	1.0	1.0
Styrene	<1.0	ug/L	0.15	1.0	1.0
Bromoform	<1.0	ug/L	0.30	1.0	1.0
Isopropylbenzene	<1.0	ug/L	0.14	1.0	1.0
Bromobenzene	<1.0	ug/L	0.15	1.0	1.0
1,1,2,2-Tetrachloroethane	<1.0	ug/L	0.25	1.0	1.0
1,2,3-Trichloropropane	<1.0	ug/L	0.39	1.0	1.0
N-Propylbenzene	<1.0	ug/L	0.11	1.0	1.0
2-Chlorotoluene	<1.0	ug/L	0.16	1.0	1.0
1,3,5-Trimethylbenzene	<1.0	ug/L	0.14	1.0	1.0
4-Chlorotoluene	<1.0	ug/L	0.14	1.0	1.0
tert-Butylbenzene	<1.0	ug/L	0.13	1.0	1.0
1,2,4-Trimethylbenzene	<1.0	ug/L	0.12	1.0	1.0
sec-Butylbenzene	<1.0	ug/L	0.14	1.0	1.0
1,3-Dichlorobenzene	<1.0	ug/L	0.19	1.0	1.0
p-Isopropyltoluene	<1.0	ug/L	0.12	1.0	1.0
1,4-Dichlorobenzene	<1.0	ug/L	0.15	1.0	1.0
n-Butylbenzene	<1.0	ug/L	0.13	1.0	1.0
1,2-Dichlorobenzene	<1.0	ug/L	0.15	1.0	1.0
1,2-Dibromo-3-Chloropropane	<2.0	ug/L	0.85	2.0	1.0
1,2,4-Trichlorobenzene	<1.0	ug/L	0.20	1.0	1.0
Hexachlorobutadiene	<1.0	ug/L	0.27	1.0	1.0
Naphthalene	<1.0	ug/L	0.32	1.0	1.0
1,2,3-Trichlorobenzene	<1.0	ug/L	0.20	1.0	1.0
Surrogate				Acceptance Limits	
1,2-Dichloroethane-d4 (Surr)	99	%		70 - 125	
Toluene-d8 (Surr)	105	%		75 - 120	
4-Bromofluorobenzene (Surr)	95	%		75 - 120	
Dibromofluoromethane	105	%		75 - 120	

Mr. Tom Cornuet
 Weston Solutions, Inc.
 1400 Weston Way
 PO BOX 2653
 West Chester, PA 19380

Job Number: 500-11401-1

Client Sample ID: RFW-12B
 Lab Sample ID: 500-11401-13

Date Sampled: 05/16/2008 1030
 Date Received: 05/17/2008 0915
 Client Matrix: Water

Analyte	Result/Qualifier	Unit	MDL	RL	Dilution
Method: 8260B		Date Analyzed:	05/22/2008 0519		
Prep Method: 5030B		Date Prepared:	05/22/2008 0519		
Benzene	<1.0	ug/L	0.16	1.0	1.0
Dichlorodifluoromethane	<1.0	ug/L	0.29	1.0	1.0
Chloromethane	<1.0	ug/L	0.33	1.0	1.0
Vinyl chloride	<1.0	ug/L	0.23	1.0	1.0
Bromomethane	<1.0	ug/L	0.44	1.0	1.0
Chloroethane	<1.0	ug/L	0.45	1.0	1.0
Trichlorofluoromethane	<1.0	ug/L	0.32	1.0	1.0
1,1-Dichloroethene	<1.0	ug/L	0.22	1.0	1.0
Carbon disulfide	<5.0	ug/L	0.39	5.0	1.0
Acetone	<5.0	ug/L	1.2	5.0	1.0
Methylene Chloride	4.3 B	ug/L	0.99	2.0	1.0
trans-1,2-Dichloroethene	<1.0	ug/L	0.17	1.0	1.0
1,1-Dichloroethane	<1.0 *	ug/L	0.18	1.0	1.0
2,2-Dichloropropane	<1.0	ug/L	0.30	1.0	1.0
cis-1,2-Dichloroethene	1.9	ug/L	0.21	1.0	1.0
Methyl Ethyl Ketone	<5.0	ug/L	0.83	5.0	1.0
Bromochloromethane	<1.0	ug/L	0.33	1.0	1.0
Chloroform	<1.0	ug/L	0.13	1.0	1.0
1,1,1-Trichloroethane	<1.0	ug/L	0.23	1.0	1.0
1,1-Dichloropropene	<1.0	ug/L	0.17	1.0	1.0
Carbon tetrachloride	<1.0	ug/L	0.21	1.0	1.0
1,2-Dichloroethane	<1.0	ug/L	0.22	1.0	1.0
1,2-Dichloropropane	<1.0	ug/L	0.23	1.0	1.0
Dibromomethane	<1.0	ug/L	0.31	1.0	1.0
Bromodichloromethane	<1.0	ug/L	0.18	1.0	1.0
cis-1,3-Dichloropropene	<1.0	ug/L	0.16	1.0	1.0
methyl isobutyl ketone	<5.0	ug/L	0.58	5.0	1.0
Toluene	<1.0	ug/L	0.16	1.0	1.0
trans-1,3-Dichloropropene	<1.0	ug/L	0.13	1.0	1.0
1,1,2-Trichloroethane	<1.0	ug/L	0.32	1.0	1.0
Tetrachloroethene	37	ug/L	0.14	1.0	1.0
1,3-Dichloropropane	<1.0	ug/L	0.17	1.0	1.0
2-Hexanone	<5.0	ug/L	0.77	5.0	1.0
Dibromochloromethane	<1.0	ug/L	0.19	1.0	1.0
1,2-Dibromoethane	<1.0	ug/L	0.24	1.0	1.0
Chlorobenzene	<1.0	ug/L	0.17	1.0	1.0
1,1,1,2-Tetrachloroethane	<1.0	ug/L	0.18	1.0	1.0
Ethylbenzene	<1.0	ug/L	0.17	1.0	1.0
m&p-Xylene	<2.0	ug/L	0.23	2.0	1.0

Mr. Tom Cornuet
 Weston Solutions, Inc.
 1400 Weston Way
 PO BOX 2653
 West Chester, PA 19380

Job Number: 500-11401-1

Client Sample ID: RFW-12B
 Lab Sample ID: 500-11401-13

Date Sampled: 05/16/2008 1030
 Date Received: 05/17/2008 0915
 Client Matrix: Water

Analyte	Result/Qualifier	Unit	MDL	RL	Dilution
o-Xylene	<1.0	ug/L	0.12	1.0	1.0
Styrene	<1.0	ug/L	0.15	1.0	1.0
Bromoform	<1.0	ug/L	0.30	1.0	1.0
Isopropylbenzene	<1.0	ug/L	0.14	1.0	1.0
Bromobenzene	<1.0	ug/L	0.15	1.0	1.0
1,1,2,2-Tetrachloroethane	<1.0	ug/L	0.25	1.0	1.0
1,2,3-Trichloropropane	<1.0	ug/L	0.39	1.0	1.0
N-Propylbenzene	<1.0	ug/L	0.11	1.0	1.0
2-Chlorotoluene	<1.0	ug/L	0.16	1.0	1.0
1,3,5-Trimethylbenzene	<1.0	ug/L	0.14	1.0	1.0
4-Chlorotoluene	<1.0	ug/L	0.14	1.0	1.0
tert-Butylbenzene	<1.0	ug/L	0.13	1.0	1.0
1,2,4-Trimethylbenzene	<1.0	ug/L	0.12	1.0	1.0
sec-Butylbenzene	<1.0	ug/L	0.14	1.0	1.0
1,3-Dichlorobenzene	<1.0	ug/L	0.19	1.0	1.0
p-Isopropyltoluene	<1.0	ug/L	0.12	1.0	1.0
1,4-Dichlorobenzene	<1.0	ug/L	0.15	1.0	1.0
n-Butylbenzene	<1.0	ug/L	0.13	1.0	1.0
1,2-Dichlorobenzene	<1.0	ug/L	0.15	1.0	1.0
1,2-Dibromo-3-Chloropropane	<2.0	ug/L	0.85	2.0	1.0
1,2,4-Trichlorobenzene	<1.0	ug/L	0.20	1.0	1.0
Hexachlorobutadiene	<1.0	ug/L	0.27	1.0	1.0
Naphthalene	<1.0	ug/L	0.32	1.0	1.0
1,2,3-Trichlorobenzene	<1.0	ug/L	0.20	1.0	1.0

Surrogate			Acceptance Limits
1,2-Dichloroethane-d4 (Surr)	102	%	70 - 125
Toluene-d8 (Surr)	107	%	75 - 120
4-Bromofluorobenzene (Surr)	97	%	75 - 120
Dibromofluoromethane	106	%	75 - 120

Method: 8260B Run Type: DL
 Prep Method: 5030B

Date Analyzed: 05/22/2008 0542
 Date Prepared: 05/22/2008 0542

Trichloroethene	580	ug/L	2.0	10	10
-----------------	-----	------	-----	----	----

Surrogate			Acceptance Limits
1,2-Dichloroethane-d4 (Surr)	100	%	70 - 125
Toluene-d8 (Surr)	106	%	75 - 120
4-Bromofluorobenzene (Surr)	96	%	75 - 120
Dibromofluoromethane	103	%	75 - 120

Mr. Tom Cornuet
 Weston Solutions, Inc.
 1400 Weston Way
 PO BOX 2653
 West Chester, PA 19380

Job Number: 500-11401-1

Client Sample ID: RFW-13
 Lab Sample ID: 500-11401-14

Date Sampled: 05/15/2008 1515
 Date Received: 05/17/2008 0915
 Client Matrix: Water

Analyte	Result/Qualifier	Unit	MDL	RL	Dilution
Method: 8260B		Date Analyzed: 05/22/2008 0605			
Prep Method: 5030B		Date Prepared: 05/22/2008 0605			
Benzene	<1.0	ug/L	0.16	1.0	1.0
Dichlorodifluoromethane	<1.0	ug/L	0.29	1.0	1.0
Chloromethane	<1.0	ug/L	0.33	1.0	1.0
Vinyl chloride	<1.0	ug/L	0.23	1.0	1.0
Bromomethane	<1.0	ug/L	0.44	1.0	1.0
Chloroethane	<1.0	ug/L	0.45	1.0	1.0
Trichlorofluoromethane	<1.0	ug/L	0.32	1.0	1.0
1,1-Dichloroethene	<1.0	ug/L	0.22	1.0	1.0
Carbon disulfide	<5.0	ug/L	0.39	5.0	1.0
Acetone	<5.0	ug/L	1.2	5.0	1.0
Methylene Chloride	5.0	B ug/L	0.99	2.0	1.0
trans-1,2-Dichloroethene	<1.0	ug/L	0.17	1.0	1.0
1,1-Dichloroethane	<1.0	* ug/L	0.18	1.0	1.0
2,2-Dichloropropane	<1.0	ug/L	0.30	1.0	1.0
cis-1,2-Dichloroethene	<1.0	ug/L	0.21	1.0	1.0
Methyl Ethyl Ketone	<5.0	ug/L	0.83	5.0	1.0
Bromochloromethane	<1.0	ug/L	0.33	1.0	1.0
Chloroform	<1.0	ug/L	0.13	1.0	1.0
1,1,1-Trichloroethane	<1.0	ug/L	0.23	1.0	1.0
1,1-Dichloropropene	<1.0	ug/L	0.17	1.0	1.0
Carbon tetrachloride	<1.0	ug/L	0.21	1.0	1.0
1,2-Dichloroethane	<1.0	ug/L	0.22	1.0	1.0
Trichloroethene	3.4	ug/L	0.20	1.0	1.0
1,2-Dichloropropane	<1.0	ug/L	0.23	1.0	1.0
Dibromomethane	<1.0	ug/L	0.31	1.0	1.0
Bromodichloromethane	<1.0	ug/L	0.18	1.0	1.0
cis-1,3-Dichloropropene	<1.0	ug/L	0.16	1.0	1.0
methyl isobutyl ketone	<5.0	ug/L	0.58	5.0	1.0
Toluene	<1.0	ug/L	0.16	1.0	1.0
trans-1,3-Dichloropropene	<1.0	ug/L	0.13	1.0	1.0
1,1,2-Trichloroethane	<1.0	ug/L	0.32	1.0	1.0
Tetrachloroethene	18	ug/L	0.14	1.0	1.0
1,3-Dichloropropane	<1.0	ug/L	0.17	1.0	1.0
2-Hexanone	<5.0	ug/L	0.77	5.0	1.0
Dibromochloromethane	<1.0	ug/L	0.19	1.0	1.0
1,2-Dibromoethane	<1.0	ug/L	0.24	1.0	1.0
Chlorobenzene	<1.0	ug/L	0.17	1.0	1.0
1,1,1,2-Tetrachloroethane	<1.0	ug/L	0.18	1.0	1.0
Ethylbenzene	<1.0	ug/L	0.17	1.0	1.0

Mr. Tom Cornuet
 Weston Solutions, Inc.
 1400 Weston Way
 PO BOX 2653
 West Chester, PA 19380

Job Number: 500-11401-1

Client Sample ID: RFW-13
 Lab Sample ID: 500-11401-14

Date Sampled: 05/15/2008 1515
 Date Received: 05/17/2008 0915
 Client Matrix: Water

Analyte	Result/Qualifier	Unit	MDL	RL	Dilution
m&p-Xylene	<2.0	ug/L	0.23	2.0	1.0
o-Xylene	<1.0	ug/L	0.12	1.0	1.0
Styrene	<1.0	ug/L	0.15	1.0	1.0
Bromoform	<1.0	ug/L	0.30	1.0	1.0
Isopropylbenzene	<1.0	ug/L	0.14	1.0	1.0
Bromobenzene	<1.0	ug/L	0.15	1.0	1.0
1,1,2,2-Tetrachloroethane	<1.0	ug/L	0.25	1.0	1.0
1,2,3-Trichloropropane	<1.0	ug/L	0.39	1.0	1.0
N-Propylbenzene	<1.0	ug/L	0.11	1.0	1.0
2-Chlorotoluene	<1.0	ug/L	0.16	1.0	1.0
1,3,5-Trimethylbenzene	<1.0	ug/L	0.14	1.0	1.0
4-Chlorotoluene	<1.0	ug/L	0.14	1.0	1.0
tert-Butylbenzene	<1.0	ug/L	0.13	1.0	1.0
1,2,4-Trimethylbenzene	<1.0	ug/L	0.12	1.0	1.0
sec-Butylbenzene	<1.0	ug/L	0.14	1.0	1.0
1,3-Dichlorobenzene	<1.0	ug/L	0.19	1.0	1.0
p-Isopropyltoluene	<1.0	ug/L	0.12	1.0	1.0
1,4-Dichlorobenzene	<1.0	ug/L	0.15	1.0	1.0
n-Butylbenzene	<1.0	ug/L	0.13	1.0	1.0
1,2-Dichlorobenzene	<1.0	ug/L	0.15	1.0	1.0
1,2-Dibromo-3-Chloropropane	<2.0	ug/L	0.85	2.0	1.0
1,2,4-Trichlorobenzene	<1.0	ug/L	0.20	1.0	1.0
Hexachlorobutadiene	<1.0	ug/L	0.27	1.0	1.0
Naphthalene	<1.0	ug/L	0.32	1.0	1.0
1,2,3-Trichlorobenzene	<1.0	ug/L	0.20	1.0	1.0
Surrogate			Acceptance Limits		
1,2-Dichloroethane-d4 (Surr)	103	%		70 - 125	
Toluene-d8 (Surr)	108	%		75 - 120	
4-Bromofluorobenzene (Surr)	95	%		75 - 120	
Dibromofluoromethane	108	%		75 - 120	

Mr. Tom Cornuet
 Weston Solutions, Inc.
 1400 Weston Way
 PO BOX 2653
 West Chester, PA 19380

Job Number: 500-11401-1

Client Sample ID: RFW-17
 Lab Sample ID: 500-11401-15

Date Sampled: 05/15/2008 1030
 Date Received: 05/17/2008 0915
 Client Matrix: Water

Analyte	Result/Qualifier	Unit	MDL	RL	Dilution
Method: 8260B		Date Analyzed: 05/22/2008 0628			
Prep Method: 5030B		Date Prepared: 05/22/2008 0628			
Benzene	<1.0	ug/L	0.16	1.0	1.0
Dichlorodifluoromethane	<1.0	ug/L	0.29	1.0	1.0
Chloromethane	<1.0	ug/L	0.33	1.0	1.0
Vinyl chloride	<1.0	ug/L	0.23	1.0	1.0
Bromomethane	<1.0	ug/L	0.44	1.0	1.0
Chloroethane	<1.0	ug/L	0.45	1.0	1.0
Trichlorofluoromethane	<1.0	ug/L	0.32	1.0	1.0
1,1-Dichloroethene	<1.0	ug/L	0.22	1.0	1.0
Carbon disulfide	<5.0	ug/L	0.39	5.0	1.0
Acetone	<5.0	ug/L	1.2	5.0	1.0
Methylene Chloride	5.1	B ug/L	0.99	2.0	1.0
trans-1,2-Dichloroethene	<1.0	ug/L	0.17	1.0	1.0
1,1-Dichloroethane	<1.0	ug/L	0.18	1.0	1.0
2,2-Dichloropropane	<1.0	ug/L	0.30	1.0	1.0
cis-1,2-Dichloroethene	<1.0	ug/L	0.21	1.0	1.0
Methyl Ethyl Ketone	<5.0	ug/L	0.83	5.0	1.0
Bromochloromethane	<1.0	ug/L	0.33	1.0	1.0
Chloroform	<1.0	ug/L	0.13	1.0	1.0
1,1,1-Trichloroethane	<1.0	ug/L	0.23	1.0	1.0
1,1-Dichloropropene	<1.0	ug/L	0.17	1.0	1.0
Carbon tetrachloride	<1.0	ug/L	0.21	1.0	1.0
1,2-Dichloroethane	<1.0	ug/L	0.22	1.0	1.0
Trichloroethene	<1.0	ug/L	0.20	1.0	1.0
1,2-Dichloropropane	<1.0	ug/L	0.23	1.0	1.0
Dibromomethane	<1.0	ug/L	0.31	1.0	1.0
Bromodichloromethane	<1.0	ug/L	0.18	1.0	1.0
cis-1,3-Dichloropropene	<1.0	ug/L	0.16	1.0	1.0
methyl isobutyl ketone	<5.0	ug/L	0.58	5.0	1.0
Toluene	<1.0	ug/L	0.16	1.0	1.0
trans-1,3-Dichloropropene	<1.0	ug/L	0.13	1.0	1.0
1,1,2-Trichloroethane	<1.0	ug/L	0.32	1.0	1.0
Tetrachloroethene	<1.0	ug/L	0.14	1.0	1.0
1,3-Dichloropropane	<1.0	ug/L	0.17	1.0	1.0
2-Hexanone	<5.0	ug/L	0.77	5.0	1.0
Dibromochloromethane	<1.0	ug/L	0.19	1.0	1.0
1,2-Dibromoethane	<1.0	ug/L	0.24	1.0	1.0
Chlorobenzene	<1.0	ug/L	0.17	1.0	1.0
1,1,1,2-Tetrachloroethane	<1.0	ug/L	0.18	1.0	1.0
Ethylbenzene	<1.0	ug/L	0.17	1.0	1.0

Mr. Tom Cornuet
 Weston Solutions, Inc.
 1400 Weston Way
 PO BOX 2653
 West Chester, PA 19380

Job Number: 500-11401-1

Client Sample ID: RFW-17
 Lab Sample ID: 500-11401-15

Date Sampled: 05/15/2008 1030
 Date Received: 05/17/2008 0915
 Client Matrix: Water

Analyte	Result/Qualifier	Unit	MDL	RL	Dilution
m&p-Xylene	<2.0	ug/L	0.23	2.0	1.0
o-Xylene	<1.0	ug/L	0.12	1.0	1.0
Styrene	<1.0	ug/L	0.15	1.0	1.0
Bromoform	<1.0	ug/L	0.30	1.0	1.0
Isopropylbenzene	<1.0	ug/L	0.14	1.0	1.0
Bromobenzene	<1.0	ug/L	0.15	1.0	1.0
1,1,2,2-Tetrachloroethane	<1.0	ug/L	0.25	1.0	1.0
1,2,3-Trichloropropane	<1.0	ug/L	0.39	1.0	1.0
N-Propylbenzene	<1.0	ug/L	0.11	1.0	1.0
2-Chlorotoluene	<1.0	ug/L	0.16	1.0	1.0
1,3,5-Trimethylbenzene	<1.0	ug/L	0.14	1.0	1.0
4-Chlorotoluene	<1.0	ug/L	0.14	1.0	1.0
tert-Butylbenzene	<1.0	ug/L	0.13	1.0	1.0
1,2,4-Trimethylbenzene	<1.0	ug/L	0.12	1.0	1.0
sec-Butylbenzene	<1.0	ug/L	0.14	1.0	1.0
1,3-Dichlorobenzene	<1.0	ug/L	0.19	1.0	1.0
p-Isopropyltoluene	<1.0	ug/L	0.12	1.0	1.0
1,4-Dichlorobenzene	<1.0	ug/L	0.15	1.0	1.0
n-Butylbenzene	<1.0	ug/L	0.13	1.0	1.0
1,2-Dichlorobenzene	<1.0	ug/L	0.15	1.0	1.0
1,2-Dibromo-3-Chloropropane	<2.0	ug/L	0.85	2.0	1.0
1,2,4-Trichlorobenzene	<1.0	ug/L	0.20	1.0	1.0
Hexachlorobutadiene	<1.0	ug/L	0.27	1.0	1.0
Naphthalene	<1.0	ug/L	0.32	1.0	1.0
1,2,3-Trichlorobenzene	<1.0	ug/L	0.20	1.0	1.0
Surrogate				Acceptance Limits	
1,2-Dichloroethane-d4 (Surr)	103	%		70 - 125	
Toluene-d8 (Surr)	104	%		75 - 120	
4-Bromofluorobenzene (Surr)	95	%		75 - 120	
Dibromofluoromethane	107	%		75 - 120	

Mr. Tom Cornuet
 Weston Solutions, Inc.
 1400 Weston Way
 PO BOX 2653
 West Chester, PA 19380

Job Number: 500-11401-1

Client Sample ID: LEISTER-1
 Lab Sample ID: 500-11401-16

Date Sampled: 05/15/2008 1200
 Date Received: 05/17/2008 0915
 Client Matrix: Water

Analyte	Result/Qualifier	Unit	MDL	RL	Dilution
Method: 8260B		Date Analyzed: 05/22/2008 0652			
Prep Method: 5030B		Date Prepared: 05/22/2008 0652			
Benzene	<1.0	ug/L	0.16	1.0	1.0
Dichlorodifluoromethane	<1.0	ug/L	0.29	1.0	1.0
Chloromethane	<1.0	ug/L	0.33	1.0	1.0
Vinyl chloride	<1.0	ug/L	0.23	1.0	1.0
Bromomethane	<1.0	ug/L	0.44	1.0	1.0
Chloroethane	<1.0	ug/L	0.45	1.0	1.0
Trichlorofluoromethane	<1.0	ug/L	0.32	1.0	1.0
1,1-Dichloroethene	<1.0	ug/L	0.22	1.0	1.0
Carbon disulfide	<5.0	ug/L	0.39	5.0	1.0
Acetone	<5.0	ug/L	1.2	5.0	1.0
Methylene Chloride	4.7	B ug/L	0.99	2.0	1.0
trans-1,2-Dichloroethene	<1.0	ug/L	0.17	1.0	1.0
1,1-Dichloroethane	<1.0	* ug/L	0.18	1.0	1.0
2,2-Dichloropropane	<1.0	ug/L	0.30	1.0	1.0
cis-1,2-Dichloroethene	<1.0	ug/L	0.21	1.0	1.0
Methyl Ethyl Ketone	<5.0	ug/L	0.83	5.0	1.0
Bromochloromethane	<1.0	ug/L	0.33	1.0	1.0
Chloroform	<1.0	ug/L	0.13	1.0	1.0
1,1,1-Trichloroethane	<1.0	ug/L	0.23	1.0	1.0
1,1-Dichloropropene	<1.0	ug/L	0.17	1.0	1.0
Carbon tetrachloride	<1.0	ug/L	0.21	1.0	1.0
1,2-Dichloroethane	<1.0	ug/L	0.22	1.0	1.0
Trichloroethene	<1.0	ug/L	0.20	1.0	1.0
1,2-Dichloropropane	<1.0	ug/L	0.23	1.0	1.0
Dibromomethane	<1.0	ug/L	0.31	1.0	1.0
Bromodichloromethane	<1.0	ug/L	0.18	1.0	1.0
cis-1,3-Dichloropropene	<1.0	ug/L	0.16	1.0	1.0
methyl isobutyl ketone	<5.0	ug/L	0.58	5.0	1.0
Toluene	<1.0	ug/L	0.16	1.0	1.0
trans-1,3-Dichloropropene	<1.0	ug/L	0.13	1.0	1.0
1,1,2-Trichloroethane	<1.0	ug/L	0.32	1.0	1.0
Tetrachloroethene	<1.0	ug/L	0.14	1.0	1.0
1,3-Dichloropropane	<1.0	ug/L	0.17	1.0	1.0
2-Hexanone	<5.0	ug/L	0.77	5.0	1.0
Dibromochloromethane	<1.0	ug/L	0.19	1.0	1.0
1,2-Dibromoethane	<1.0	ug/L	0.24	1.0	1.0
Chlorobenzene	<1.0	ug/L	0.17	1.0	1.0
1,1,1,2-Tetrachloroethane	<1.0	ug/L	0.18	1.0	1.0
Ethylbenzene	<1.0	ug/L	0.17	1.0	1.0

Mr. Tom Cornuet
 Weston Solutions, Inc.
 1400 Weston Way
 PO BOX 2653
 West Chester, PA 19380

Job Number: 500-11401-1

Client Sample ID: LEISTER-1
 Lab Sample ID: 500-11401-16

Date Sampled: 05/15/2008 1200
 Date Received: 05/17/2008 0915
 Client Matrix: Water

Analyte	Result/Qualifier	Unit	MDL	RL	Dilution
m&p-Xylene	<2.0	ug/L	0.23	2.0	1.0
o-Xylene	<1.0	ug/L	0.12	1.0	1.0
Styrene	<1.0	ug/L	0.15	1.0	1.0
Bromoform	<1.0	ug/L	0.30	1.0	1.0
Isopropylbenzene	<1.0	ug/L	0.14	1.0	1.0
Bromobenzene	<1.0	ug/L	0.15	1.0	1.0
1,1,2,2-Tetrachloroethane	<1.0	ug/L	0.25	1.0	1.0
1,2,3-Trichloropropane	<1.0	ug/L	0.39	1.0	1.0
N-Propylbenzene	<1.0	ug/L	0.11	1.0	1.0
2-Chlorotoluene	<1.0	ug/L	0.16	1.0	1.0
1,3,5-Trimethylbenzene	<1.0	ug/L	0.14	1.0	1.0
4-Chlorotoluene	<1.0	ug/L	0.14	1.0	1.0
tert-Butylbenzene	<1.0	ug/L	0.13	1.0	1.0
1,2,4-Trimethylbenzene	<1.0	ug/L	0.12	1.0	1.0
sec-Butylbenzene	<1.0	ug/L	0.14	1.0	1.0
1,3-Dichlorobenzene	<1.0	ug/L	0.19	1.0	1.0
p-Isopropyltoluene	<1.0	ug/L	0.12	1.0	1.0
1,4-Dichlorobenzene	<1.0	ug/L	0.15	1.0	1.0
n-Butylbenzene	<1.0	ug/L	0.13	1.0	1.0
1,2-Dichlorobenzene	<1.0	ug/L	0.15	1.0	1.0
1,2-Dibromo-3-Chloropropane	<2.0	ug/L	0.85	2.0	1.0
1,2,4-Trichlorobenzene	<1.0	ug/L	0.20	1.0	1.0
Hexachlorobutadiene	<1.0	ug/L	0.27	1.0	1.0
Naphthalene	<1.0	ug/L	0.32	1.0	1.0
1,2,3-Trichlorobenzene	<1.0	ug/L	0.20	1.0	1.0
Surrogate				Acceptance Limits	
1,2-Dichloroethane-d4 (Surr)	102	%		70 - 125	
Toluene-d8 (Surr)	108	%		75 - 120	
4-Bromofluorobenzene (Surr)	96	%		75 - 120	
Dibromofluoromethane	103	%		75 - 120	

Mr. Tom Cornuet
 Weston Solutions, Inc.
 1400 Weston Way
 PO BOX 2653
 West Chester, PA 19380

Job Number: 500-11401-1

Client Sample ID: LEISTER-DAIRY
 Lab Sample ID: 500-11401-17

Date Sampled: 05/15/2008 1205
 Date Received: 05/17/2008 0915
 Client Matrix: Water

Analyte	Result/Qualifier	Unit	MDL	RL	Dilution
Method: 8260B		Date Analyzed: 05/22/2008 0715			
Prep Method: 5030B		Date Prepared: 05/22/2008 0715			
Benzene	<1.0	ug/L	0.16	1.0	1.0
Dichlorodifluoromethane	<1.0	ug/L	0.29	1.0	1.0
Chloromethane	<1.0	ug/L	0.33	1.0	1.0
Vinyl chloride	<1.0	ug/L	0.23	1.0	1.0
Bromomethane	<1.0	ug/L	0.44	1.0	1.0
Chloroethane	<1.0	ug/L	0.45	1.0	1.0
Trichlorofluoromethane	<1.0	ug/L	0.32	1.0	1.0
1,1-Dichloroethene	<1.0	ug/L	0.22	1.0	1.0
Carbon disulfide	<5.0	ug/L	0.39	5.0	1.0
Acetone	<5.0	ug/L	1.2	5.0	1.0
Methylene Chloride	5.7 B	ug/L	0.99	2.0	1.0
trans-1,2-Dichloroethene	<1.0	ug/L	0.17	1.0	1.0
1,1-Dichloroethane	<1.0 *	ug/L	0.18	1.0	1.0
2,2-Dichloropropane	<1.0	ug/L	0.30	1.0	1.0
cis-1,2-Dichloroethene	<1.0	ug/L	0.21	1.0	1.0
Methyl Ethyl Ketone	<5.0	ug/L	0.83	5.0	1.0
Bromochloromethane	<1.0	ug/L	0.33	1.0	1.0
Chloroform	<1.0	ug/L	0.13	1.0	1.0
1,1,1-Trichloroethane	<1.0	ug/L	0.23	1.0	1.0
1,1-Dichloropropene	<1.0	ug/L	0.17	1.0	1.0
Carbon tetrachloride	<1.0	ug/L	0.21	1.0	1.0
1,2-Dichloroethane	<1.0	ug/L	0.22	1.0	1.0
Trichloroethene	<1.0	ug/L	0.20	1.0	1.0
1,2-Dichloropropane	<1.0	ug/L	0.23	1.0	1.0
Dibromomethane	<1.0	ug/L	0.31	1.0	1.0
Bromodichloromethane	<1.0	ug/L	0.18	1.0	1.0
cis-1,3-Dichloropropene	<1.0	ug/L	0.16	1.0	1.0
methyl isobutyl ketone	<5.0	ug/L	0.58	5.0	1.0
Toluene	<1.0	ug/L	0.16	1.0	1.0
trans-1,3-Dichloropropene	<1.0	ug/L	0.13	1.0	1.0
1,1,2-Trichloroethane	<1.0	ug/L	0.32	1.0	1.0
Tetrachloroethene	<1.0	ug/L	0.14	1.0	1.0
1,3-Dichloropropane	<1.0	ug/L	0.17	1.0	1.0
2-Hexanone	<5.0	ug/L	0.77	5.0	1.0
Dibromochloromethane	<1.0	ug/L	0.19	1.0	1.0
1,2-Dibromoethane	<1.0	ug/L	0.24	1.0	1.0
Chlorobenzene	<1.0	ug/L	0.17	1.0	1.0
1,1,1,2-Tetrachloroethane	<1.0	ug/L	0.18	1.0	1.0
Ethylbenzene	<1.0	ug/L	0.17	1.0	1.0

Mr. Tom Cornuet
 Weston Solutions, Inc.
 1400 Weston Way
 PO BOX 2653
 West Chester, PA 19380

Job Number: 500-11401-1

Client Sample ID: LEISTER-DAIRY
 Lab Sample ID: 500-11401-17

Date Sampled: 05/15/2008 1205
 Date Received: 05/17/2008 0915
 Client Matrix: Water

Analyte	Result/Qualifier	Unit	MDL	RL	Dilution
m&p-Xylene	<2.0	ug/L	0.23	2.0	1.0
o-Xylene	<1.0	ug/L	0.12	1.0	1.0
Styrene	<1.0	ug/L	0.15	1.0	1.0
Bromoform	<1.0	ug/L	0.30	1.0	1.0
Isopropylbenzene	<1.0	ug/L	0.14	1.0	1.0
Bromobenzene	<1.0	ug/L	0.15	1.0	1.0
1,1,2,2-Tetrachloroethane	<1.0	ug/L	0.25	1.0	1.0
1,2,3-Trichloropropane	<1.0	ug/L	0.39	1.0	1.0
N-Propylbenzene	<1.0	ug/L	0.11	1.0	1.0
2-Chlorotoluene	<1.0	ug/L	0.16	1.0	1.0
1,3,5-Trimethylbenzene	<1.0	ug/L	0.14	1.0	1.0
4-Chlorotoluene	<1.0	ug/L	0.14	1.0	1.0
tert-Butylbenzene	<1.0	ug/L	0.13	1.0	1.0
1,2,4-Trimethylbenzene	<1.0	ug/L	0.12	1.0	1.0
sec-Butylbenzene	<1.0	ug/L	0.14	1.0	1.0
1,3-Dichlorobenzene	<1.0	ug/L	0.19	1.0	1.0
p-Isopropyltoluene	<1.0	ug/L	0.12	1.0	1.0
1,4-Dichlorobenzene	<1.0	ug/L	0.15	1.0	1.0
n-Butylbenzene	<1.0	ug/L	0.13	1.0	1.0
1,2-Dichlorobenzene	<1.0	ug/L	0.15	1.0	1.0
1,2-Dibromo-3-Chloropropane	<2.0	ug/L	0.85	2.0	1.0
1,2,4-Trichlorobenzene	<1.0	ug/L	0.20	1.0	1.0
Hexachlorobutadiene	<1.0	ug/L	0.27	1.0	1.0
Naphthalene	<1.0	ug/L	0.32	1.0	1.0
1,2,3-Trichlorobenzene	<1.0	ug/L	0.20	1.0	1.0
Surrogate				Acceptance Limits	
1,2-Dichloroethane-d4 (Surr)	101	%		70 - 125	
Toluene-d8 (Surr)	104	%		75 - 120	
4-Bromofluorobenzene (Surr)	95	%		75 - 120	
Dibromofluoromethane	108	%		75 - 120	

Mr. Tom Cornuet
 Weston Solutions, Inc.
 1400 Weston Way
 PO BOX 2653
 West Chester, PA 19380

Job Number: 500-11401-1

Client Sample ID: EW-10
 Lab Sample ID: 500-11401-18

Date Sampled: 05/15/2008 1815
 Date Received: 05/17/2008 0915
 Client Matrix: Water

Analyte	Result/Qualifier	Unit	MDL	RL	Dilution
Method: 8260B		Date Analyzed: 05/22/2008 0738			
Prep Method: 5030B		Date Prepared: 05/22/2008 0738			
Benzene	<1.0	ug/L	0.16	1.0	1.0
Dichlorodifluoromethane	<1.0	ug/L	0.29	1.0	1.0
Chloromethane	<1.0	ug/L	0.33	1.0	1.0
Vinyl chloride	<1.0	ug/L	0.23	1.0	1.0
Bromomethane	<1.0	ug/L	0.44	1.0	1.0
Chloroethane	<1.0	ug/L	0.45	1.0	1.0
Trichlorofluoromethane	<1.0	ug/L	0.32	1.0	1.0
1,1-Dichloroethene	<1.0	ug/L	0.22	1.0	1.0
Carbon disulfide	<5.0	ug/L	0.39	5.0	1.0
Acetone	<5.0	ug/L	1.2	5.0	1.0
Methylene Chloride	5.1	B ug/L	0.99	2.0	1.0
trans-1,2-Dichloroethene	<1.0	ug/L	0.17	1.0	1.0
1,1-Dichloroethane	<1.0	* ug/L	0.18	1.0	1.0
2,2-Dichloropropane	<1.0	ug/L	0.30	1.0	1.0
cis-1,2-Dichloroethene	<1.0	ug/L	0.21	1.0	1.0
Methyl Ethyl Ketone	<5.0	ug/L	0.83	5.0	1.0
Bromochloromethane	<1.0	ug/L	0.33	1.0	1.0
Chloroform	<1.0	ug/L	0.13	1.0	1.0
1,1,1-Trichloroethane	<1.0	ug/L	0.23	1.0	1.0
1,1-Dichloropropene	<1.0	ug/L	0.17	1.0	1.0
Carbon tetrachloride	<1.0	ug/L	0.21	1.0	1.0
1,2-Dichloroethane	<1.0	ug/L	0.22	1.0	1.0
Trichloroethene	<1.0	ug/L	0.20	1.0	1.0
1,2-Dichloropropane	<1.0	ug/L	0.23	1.0	1.0
Dibromomethane	<1.0	ug/L	0.31	1.0	1.0
Bromodichloromethane	<1.0	ug/L	0.18	1.0	1.0
cis-1,3-Dichloropropene	<1.0	ug/L	0.16	1.0	1.0
methyl isobutyl ketone	<5.0	ug/L	0.58	5.0	1.0
Toluene	<1.0	ug/L	0.16	1.0	1.0
trans-1,3-Dichloropropene	<1.0	ug/L	0.13	1.0	1.0
1,1,2-Trichloroethane	<1.0	ug/L	0.32	1.0	1.0
Tetrachloroethene	2.7	ug/L	0.14	1.0	1.0
1,3-Dichloropropane	<1.0	ug/L	0.17	1.0	1.0
2-Hexanone	<5.0	ug/L	0.77	5.0	1.0
Dibromochloromethane	<1.0	ug/L	0.19	1.0	1.0
1,2-Dibromoethane	<1.0	ug/L	0.24	1.0	1.0
Chlorobenzene	<1.0	ug/L	0.17	1.0	1.0
1,1,1,2-Tetrachloroethane	<1.0	ug/L	0.18	1.0	1.0
Ethylbenzene	<1.0	ug/L	0.17	1.0	1.0

Mr. Tom Cornuet
 Weston Solutions, Inc.
 1400 Weston Way
 PO BOX 2653
 West Chester, PA 19380

Job Number: 500-11401-1

Client Sample ID: EW-10
 Lab Sample ID: 500-11401-18

Date Sampled: 05/15/2008 1815
 Date Received: 05/17/2008 0915
 Client Matrix: Water

Analyte	Result/Qualifier	Unit	MDL	RL	Dilution
m&p-Xylene	<2.0	ug/L	0.23	2.0	1.0
o-Xylene	<1.0	ug/L	0.12	1.0	1.0
Styrene	<1.0	ug/L	0.15	1.0	1.0
Bromoform	<1.0	ug/L	0.30	1.0	1.0
Isopropylbenzene	<1.0	ug/L	0.14	1.0	1.0
Bromobenzene	<1.0	ug/L	0.15	1.0	1.0
1,1,2,2-Tetrachloroethane	<1.0	ug/L	0.25	1.0	1.0
1,2,3-Trichloropropane	<1.0	ug/L	0.39	1.0	1.0
N-Propylbenzene	<1.0	ug/L	0.11	1.0	1.0
2-Chlorotoluene	<1.0	ug/L	0.16	1.0	1.0
1,3,5-Trimethylbenzene	<1.0	ug/L	0.14	1.0	1.0
4-Chlorotoluene	<1.0	ug/L	0.14	1.0	1.0
tert-Butylbenzene	<1.0	ug/L	0.13	1.0	1.0
1,2,4-Trimethylbenzene	<1.0	ug/L	0.12	1.0	1.0
sec-Butylbenzene	<1.0	ug/L	0.14	1.0	1.0
1,3-Dichlorobenzene	<1.0	ug/L	0.19	1.0	1.0
p-Isopropyltoluene	<1.0	ug/L	0.12	1.0	1.0
1,4-Dichlorobenzene	<1.0	ug/L	0.15	1.0	1.0
n-Butylbenzene	<1.0	ug/L	0.13	1.0	1.0
1,2-Dichlorobenzene	<1.0	ug/L	0.15	1.0	1.0
1,2-Dibromo-3-Chloropropane	<2.0	ug/L	0.85	2.0	1.0
1,2,4-Trichlorobenzene	<1.0	ug/L	0.20	1.0	1.0
Hexachlorobutadiene	<1.0	ug/L	0.27	1.0	1.0
Naphthalene	<1.0	ug/L	0.32	1.0	1.0
1,2,3-Trichlorobenzene	<1.0	ug/L	0.20	1.0	1.0
Surrogate				Acceptance Limits	
1,2-Dichloroethane-d4 (Surr)	103	%		70 - 125	
Toluene-d8 (Surr)	106	%		75 - 120	
4-Bromofluorobenzene (Surr)	95	%		75 - 120	
Dibromofluoromethane	106	%		75 - 120	

Mr. Tom Cornuet
 Weston Solutions, Inc.
 1400 Weston Way
 PO BOX 2653
 West Chester, PA 19380

Job Number: 500-11401-1

Client Sample ID: EW-2
 Lab Sample ID: 500-11401-19

Date Sampled: 05/16/2008 1130
 Date Received: 05/17/2008 0915
 Client Matrix: Water

Analyte	Result/Qualifier	Unit	MDL	RL	Dilution
Method: 8260B		Date Analyzed: 05/22/2008 0801			
Prep Method: 5030B		Date Prepared: 05/22/2008 0801			
Benzene	<1.0	ug/L	0.16	1.0	1.0
Dichlorodifluoromethane	<1.0	ug/L	0.29	1.0	1.0
Chloromethane	<1.0	ug/L	0.33	1.0	1.0
Vinyl chloride	<1.0	ug/L	0.23	1.0	1.0
Bromomethane	<1.0	ug/L	0.44	1.0	1.0
Chloroethane	<1.0	ug/L	0.45	1.0	1.0
Trichlorofluoromethane	<1.0	ug/L	0.32	1.0	1.0
1,1-Dichloroethene	<1.0	ug/L	0.22	1.0	1.0
Carbon disulfide	<5.0	ug/L	0.39	5.0	1.0
Acetone	<5.0	ug/L	1.2	5.0	1.0
Methylene Chloride	4.1	B ug/L	0.99	2.0	1.0
trans-1,2-Dichloroethene	<1.0	ug/L	0.17	1.0	1.0
1,1-Dichloroethane	<1.0	* ug/L	0.18	1.0	1.0
2,2-Dichloropropane	<1.0	ug/L	0.30	1.0	1.0
cis-1,2-Dichloroethene	3.3	ug/L	0.21	1.0	1.0
Methyl Ethyl Ketone	<5.0	ug/L	0.83	5.0	1.0
Bromochloromethane	<1.0	ug/L	0.33	1.0	1.0
Chloroform	<1.0	ug/L	0.13	1.0	1.0
1,1,1-Trichloroethane	<1.0	ug/L	0.23	1.0	1.0
1,1-Dichloropropene	<1.0	ug/L	0.17	1.0	1.0
Carbon tetrachloride	<1.0	ug/L	0.21	1.0	1.0
1,2-Dichloroethane	<1.0	ug/L	0.22	1.0	1.0
1,2-Dichloropropane	<1.0	ug/L	0.23	1.0	1.0
Dibromomethane	<1.0	ug/L	0.31	1.0	1.0
Bromodichloromethane	<1.0	ug/L	0.18	1.0	1.0
cis-1,3-Dichloropropene	<1.0	ug/L	0.16	1.0	1.0
methyl isobutyl ketone	<5.0	ug/L	0.58	5.0	1.0
Toluene	<1.0	ug/L	0.16	1.0	1.0
trans-1,3-Dichloropropene	<1.0	ug/L	0.13	1.0	1.0
1,1,2-Trichloroethane	<1.0	ug/L	0.32	1.0	1.0
Tetrachloroethene	68	ug/L	0.14	1.0	1.0
1,3-Dichloropropane	<1.0	ug/L	0.17	1.0	1.0
2-Hexanone	<5.0	ug/L	0.77	5.0	1.0
Dibromochloromethane	<1.0	ug/L	0.19	1.0	1.0
1,2-Dibromoethane	<1.0	ug/L	0.24	1.0	1.0
Chlorobenzene	<1.0	ug/L	0.17	1.0	1.0
1,1,1,2-Tetrachloroethane	<1.0	ug/L	0.18	1.0	1.0
Ethylbenzene	<1.0	ug/L	0.17	1.0	1.0
m&p-Xylene	<2.0	ug/L	0.23	2.0	1.0

Mr. Tom Cornuet
 Weston Solutions, Inc.
 1400 Weston Way
 PO BOX 2653
 West Chester, PA 19380

Job Number: 500-11401-1

Client Sample ID: EW-2
 Lab Sample ID: 500-11401-19

Date Sampled: 05/16/2008 1130
 Date Received: 05/17/2008 0915
 Client Matrix: Water

Analyte	Result/Qualifier	Unit	MDL	RL	Dilution
o-Xylene	<1.0	ug/L	0.12	1.0	1.0
Styrene	<1.0	ug/L	0.15	1.0	1.0
Bromoform	<1.0	ug/L	0.30	1.0	1.0
Isopropylbenzene	<1.0	ug/L	0.14	1.0	1.0
Bromobenzene	<1.0	ug/L	0.15	1.0	1.0
1,1,2,2-Tetrachloroethane	<1.0	ug/L	0.25	1.0	1.0
1,2,3-Trichloropropane	<1.0	ug/L	0.39	1.0	1.0
N-Propylbenzene	<1.0	ug/L	0.11	1.0	1.0
2-Chlorotoluene	<1.0	ug/L	0.16	1.0	1.0
1,3,5-Trimethylbenzene	<1.0	ug/L	0.14	1.0	1.0
4-Chlorotoluene	<1.0	ug/L	0.14	1.0	1.0
tert-Butylbenzene	<1.0	ug/L	0.13	1.0	1.0
1,2,4-Trimethylbenzene	<1.0	ug/L	0.12	1.0	1.0
sec-Butylbenzene	<1.0	ug/L	0.14	1.0	1.0
1,3-Dichlorobenzene	<1.0	ug/L	0.19	1.0	1.0
p-Isopropyltoluene	<1.0	ug/L	0.12	1.0	1.0
1,4-Dichlorobenzene	<1.0	ug/L	0.15	1.0	1.0
n-Butylbenzene	<1.0	ug/L	0.13	1.0	1.0
1,2-Dichlorobenzene	<1.0	ug/L	0.15	1.0	1.0
1,2-Dibromo-3-Chloropropane	<2.0	ug/L	0.85	2.0	1.0
1,2,4-Trichlorobenzene	<1.0	ug/L	0.20	1.0	1.0
Hexachlorobutadiene	<1.0	ug/L	0.27	1.0	1.0
Naphthalene	<1.0	ug/L	0.32	1.0	1.0
1,2,3-Trichlorobenzene	<1.0	ug/L	0.20	1.0	1.0
Surrogate				Acceptance Limits	
1,2-Dichloroethane-d4 (Surr)	103	%		70 - 125	
Toluene-d8 (Surr)	106	%		75 - 120	
4-Bromofluorobenzene (Surr)	97	%		75 - 120	
Dibromofluoromethane	104	%		75 - 120	
Method: 8260B Run Type: DL			Date Analyzed: 05/23/2008 1028		
Prep Method: 5030B			Date Prepared: 05/23/2008 1028		
Trichloroethene	470	ug/L	2.0	10	10
Surrogate				Acceptance Limits	
1,2-Dichloroethane-d4 (Surr)	96	%		70 - 125	
Toluene-d8 (Surr)	106	%		75 - 120	
4-Bromofluorobenzene (Surr)	96	%		75 - 120	
Dibromofluoromethane	93	%		75 - 120	

Mr. Tom Cornuet
 Weston Solutions, Inc.
 1400 Weston Way
 PO BOX 2653
 West Chester, PA 19380

Job Number: 500-11401-1

Client Sample ID: EW-3
 Lab Sample ID: 500-11401-20

Date Sampled: 05/16/2008 1210
 Date Received: 05/17/2008 0915
 Client Matrix: Water

Analyte	Result/Qualifier	Unit	MDL	RL	Dilution
Method: 8260B		Date Analyzed: 05/22/2008 0849			
Prep Method: 5030B		Date Prepared: 05/22/2008 0849			
Benzene	<1.0	ug/L	0.16	1.0	1.0
Dichlorodifluoromethane	<1.0	ug/L	0.29	1.0	1.0
Chloromethane	<1.0	ug/L	0.33	1.0	1.0
Vinyl chloride	<1.0	ug/L	0.23	1.0	1.0
Bromomethane	<1.0	ug/L	0.44	1.0	1.0
Chloroethane	<1.0	ug/L	0.45	1.0	1.0
Trichlorofluoromethane	<1.0	ug/L	0.32	1.0	1.0
1,1-Dichloroethene	<1.0	ug/L	0.22	1.0	1.0
Carbon disulfide	<5.0	ug/L	0.39	5.0	1.0
Acetone	<5.0	ug/L	1.2	5.0	1.0
Methylene Chloride	4.8	B ug/L	0.99	2.0	1.0
trans-1,2-Dichloroethene	<1.0	ug/L	0.17	1.0	1.0
1,1-Dichloroethane	<1.0	* ug/L	0.18	1.0	1.0
2,2-Dichloropropane	<1.0	ug/L	0.30	1.0	1.0
cis-1,2-Dichloroethene	2.2	ug/L	0.21	1.0	1.0
Methyl Ethyl Ketone	<5.0	ug/L	0.83	5.0	1.0
Bromochloromethane	<1.0	ug/L	0.33	1.0	1.0
Chloroform	<1.0	ug/L	0.13	1.0	1.0
1,1,1-Trichloroethane	<1.0	ug/L	0.23	1.0	1.0
1,1-Dichloropropene	<1.0	ug/L	0.17	1.0	1.0
Carbon tetrachloride	<1.0	ug/L	0.21	1.0	1.0
1,2-Dichloroethane	<1.0	ug/L	0.22	1.0	1.0
1,2-Dichloropropane	<1.0	ug/L	0.23	1.0	1.0
Dibromomethane	<1.0	ug/L	0.31	1.0	1.0
Bromodichloromethane	<1.0	ug/L	0.18	1.0	1.0
cis-1,3-Dichloropropene	<1.0	ug/L	0.16	1.0	1.0
methyl isobutyl ketone	<5.0	ug/L	0.58	5.0	1.0
Toluene	<1.0	ug/L	0.16	1.0	1.0
trans-1,3-Dichloropropene	<1.0	ug/L	0.13	1.0	1.0
1,1,2-Trichloroethane	<1.0	ug/L	0.32	1.0	1.0
Tetrachloroethene	4.2	ug/L	0.14	1.0	1.0
1,3-Dichloropropane	<1.0	ug/L	0.17	1.0	1.0
2-Hexanone	<5.0	ug/L	0.77	5.0	1.0
Dibromochloromethane	<1.0	ug/L	0.19	1.0	1.0
1,2-Dibromoethane	<1.0	ug/L	0.24	1.0	1.0
Chlorobenzene	<1.0	ug/L	0.17	1.0	1.0
1,1,1,2-Tetrachloroethane	<1.0	ug/L	0.18	1.0	1.0
Ethylbenzene	<1.0	ug/L	0.17	1.0	1.0
m&p-Xylene	<2.0	ug/L	0.23	2.0	1.0

Mr. Tom Cornuet
 Weston Solutions, Inc.
 1400 Weston Way
 PO BOX 2653
 West Chester, PA 19380

Job Number: 500-11401-1

Client Sample ID: EW-3
 Lab Sample ID: 500-11401-20

Date Sampled: 05/16/2008 1210
 Date Received: 05/17/2008 0915
 Client Matrix: Water

Analyte	Result/Qualifier	Unit	MDL	RL	Dilution
o-Xylene	<1.0	ug/L	0.12	1.0	1.0
Styrene	<1.0	ug/L	0.15	1.0	1.0
Bromoforn	<1.0	ug/L	0.30	1.0	1.0
Isopropylbenzene	<1.0	ug/L	0.14	1.0	1.0
Bromobenzene	<1.0	ug/L	0.15	1.0	1.0
1,1,2,2-Tetrachloroethane	<1.0	ug/L	0.25	1.0	1.0
1,2,3-Trichloropropane	<1.0	ug/L	0.39	1.0	1.0
N-Propylbenzene	<1.0	ug/L	0.11	1.0	1.0
2-Chlorotoluene	<1.0	ug/L	0.16	1.0	1.0
1,3,5-Trimethylbenzene	<1.0	ug/L	0.14	1.0	1.0
4-Chlorotoluene	<1.0	ug/L	0.14	1.0	1.0
tert-Butylbenzene	<1.0	ug/L	0.13	1.0	1.0
1,2,4-Trimethylbenzene	<1.0	ug/L	0.12	1.0	1.0
sec-Butylbenzene	<1.0	ug/L	0.14	1.0	1.0
1,3-Dichlorobenzene	<1.0	ug/L	0.19	1.0	1.0
p-Isopropyltoluene	<1.0	ug/L	0.12	1.0	1.0
1,4-Dichlorobenzene	<1.0	ug/L	0.15	1.0	1.0
n-Butylbenzene	<1.0	ug/L	0.13	1.0	1.0
1,2-Dichlorobenzene	<1.0	ug/L	0.15	1.0	1.0
1,2-Dibromo-3-Chloropropane	<2.0	ug/L	0.85	2.0	1.0
1,2,4-Trichlorobenzene	<1.0	ug/L	0.20	1.0	1.0
Hexachlorobutadiene	<1.0	ug/L	0.27	1.0	1.0
Naphthalene	<1.0	ug/L	0.32	1.0	1.0
1,2,3-Trichlorobenzene	<1.0	ug/L	0.20	1.0	1.0
Surrogate				Acceptance Limits	
1,2-Dichloroethane-d4 (Surr)	104	%		70 - 125	
Toluene-d8 (Surr)	107	%		75 - 120	
4-Bromofluorobenzene (Surr)	94	%		75 - 120	
Dibromofluoromethane	106	%		75 - 120	
Method: 8260B Run Type: DL				Date Analyzed: 05/22/2008 0912	
Prep Method: 5030B				Date Prepared: 05/22/2008 0912	
Trichloroethene	160	ug/L	2.0	10	10
Surrogate				Acceptance Limits	
1,2-Dichloroethane-d4 (Surr)	105	%		70 - 125	
Toluene-d8 (Surr)	106	%		75 - 120	
4-Bromofluorobenzene (Surr)	96	%		75 - 120	
Dibromofluoromethane	108	%		75 - 120	

Mr. Tom Cornuet
 Weston Solutions, Inc.
 1400 Weston Way
 PO BOX 2653
 West Chester, PA 19380

Job Number: 500-11401-1

Client Sample ID: EW-4
 Lab Sample ID: 500-11401-21

Date Sampled: 05/16/2008 0815
 Date Received: 05/17/2008 0915
 Client Matrix: Water

Analyte	Result/Qualifier	Unit	MDL	RL	Dilution
Method: 8260B		Date Analyzed: 05/22/2008 0934			
Prep Method: 5030B		Date Prepared: 05/22/2008 0934			
Benzene	<10	ug/L	1.6	10	10
Dichlorodifluoromethane	<10	ug/L	2.9	10	10
Chloromethane	<10	ug/L	3.3	10	10
Vinyl chloride	<10	ug/L	2.3	10	10
Bromomethane	<10	ug/L	4.4	10	10
Chloroethane	<10	ug/L	4.5	10	10
Trichlorofluoromethane	<10	ug/L	3.2	10	10
1,1-Dichloroethene	<10	ug/L	2.2	10	10
Carbon disulfide	<50	ug/L	3.9	50	10
Acetone	<50	ug/L	12	50	10
Methylene Chloride	44	B ug/L	9.9	20	10
trans-1,2-Dichloroethene	<10	ug/L	1.7	10	10
1,1-Dichloroethane	<10	* ug/L	1.8	10	10
2,2-Dichloropropane	<10	ug/L	3.0	10	10
cis-1,2-Dichloroethene	<10	ug/L	2.1	10	10
Methyl Ethyl Ketone	<50	ug/L	8.3	50	10
Bromochloromethane	<10	ug/L	3.3	10	10
Chloroform	<10	ug/L	1.3	10	10
1,1,1-Trichloroethane	<10	ug/L	2.3	10	10
1,1-Dichloropropene	<10	ug/L	1.7	10	10
Carbon tetrachloride	<10	ug/L	2.1	10	10
1,2-Dichloroethane	<10	ug/L	2.2	10	10
1,2-Dichloropropane	<10	ug/L	2.3	10	10
Dibromomethane	<10	ug/L	3.1	10	10
Bromodichloromethane	<10	ug/L	1.8	10	10
cis-1,3-Dichloropropene	<10	ug/L	1.6	10	10
methyl isobutyl ketone	<50	ug/L	5.8	50	10
Toluene	<10	ug/L	1.6	10	10
trans-1,3-Dichloropropene	<10	ug/L	1.3	10	10
1,1,2-Trichloroethane	<10	ug/L	3.2	10	10
Tetrachloroethene	24	ug/L	1.4	10	10
1,3-Dichloropropane	<10	ug/L	1.7	10	10
2-Hexanone	<50	ug/L	7.7	50	10
Dibromochloromethane	<10	ug/L	1.9	10	10
1,2-Dibromoethane	<10	ug/L	2.4	10	10
Chlorobenzene	<10	ug/L	1.7	10	10
1,1,1,2-Tetrachloroethane	<10	ug/L	1.8	10	10
Ethylbenzene	<10	ug/L	1.7	10	10
m&p-Xylene	<20	ug/L	2.3	20	10

Mr. Tom Cornuet
 Weston Solutions, Inc.
 1400 Weston Way
 PO BOX 2653
 West Chester, PA 19380

Job Number: 500-11401-1

Client Sample ID: EW-4
 Lab Sample ID: 500-11401-21

Date Sampled: 05/16/2008 0815
 Date Received: 05/17/2008 0915
 Client Matrix: Water

Analyte	Result/Qualifier	Unit	MDL	RL	Dilution
o-Xylene	<10	ug/L	1.2	10	10
Styrene	<10	ug/L	1.5	10	10
Bromoform	<10	ug/L	3.0	10	10
Isopropylbenzene	<10	ug/L	1.4	10	10
Bromobenzene	<10	ug/L	1.5	10	10
1,1,2,2-Tetrachloroethane	<10	ug/L	2.5	10	10
1,2,3-Trichloropropane	<10	ug/L	3.9	10	10
N-Propylbenzene	<10	ug/L	1.1	10	10
2-Chlorotoluene	<10	ug/L	1.6	10	10
1,3,5-Trimethylbenzene	<10	ug/L	1.4	10	10
4-Chlorotoluene	<10	ug/L	1.4	10	10
tert-Butylbenzene	<10	ug/L	1.3	10	10
1,2,4-Trimethylbenzene	<10	ug/L	1.2	10	10
sec-Butylbenzene	<10	ug/L	1.4	10	10
1,3-Dichlorobenzene	<10	ug/L	1.9	10	10
p-Isopropyltoluene	<10	ug/L	1.2	10	10
1,4-Dichlorobenzene	<10	ug/L	1.5	10	10
n-Butylbenzene	<10	ug/L	1.3	10	10
1,2-Dichlorobenzene	<10	ug/L	1.5	10	10
1,2-Dibromo-3-Chloropropane	<20	ug/L	8.5	20	10
1,2,4-Trichlorobenzene	<10	ug/L	2.0	10	10
Hexachlorobutadiene	<10	ug/L	2.7	10	10
Naphthalene	<10	ug/L	3.2	10	10
1,2,3-Trichlorobenzene	<10	ug/L	2.0	10	10
Surrogate				Acceptance Limits	
1,2-Dichloroethane-d4 (Surr)	102	%		70 - 125	
Toluene-d8 (Surr)	107	%		75 - 120	
4-Bromofluorobenzene (Surr)	98	%		75 - 120	
Dibromofluoromethane	103	%		75 - 120	
Method: 8260B	Run Type: DL		Date Analyzed: 05/22/2008 0957		
Prep Method: 5030B			Date Prepared: 05/22/2008 0957		
Trichloroethene	1000	ug/L	20	100	100
Surrogate				Acceptance Limits	
1,2-Dichloroethane-d4 (Surr)	103	%		70 - 125	
Toluene-d8 (Surr)	107	%		75 - 120	
4-Bromofluorobenzene (Surr)	97	%		75 - 120	
Dibromofluoromethane	110	%		75 - 120	

Mr. Tom Cornuet
 Weston Solutions, Inc.
 1400 Weston Way
 PO BOX 2653
 West Chester, PA 19380

Job Number: 500-11401-1

Client Sample ID: EW-5
 Lab Sample ID: 500-11401-22

Date Sampled: 05/15/2008 0850
 Date Received: 05/17/2008 0915
 Client Matrix: Water

Analyte	Result/Qualifier	Unit	MDL	RL	Dilution
Method: 8260B		Date Analyzed: 05/23/2008 1051			
Prep Method: 5030B		Date Prepared: 05/23/2008 1051			
Benzene	<1.0	ug/L	0.16	1.0	1.0
Dichlorodifluoromethane	<1.0	ug/L	0.29	1.0	1.0
Chloromethane	<1.0	ug/L	0.33	1.0	1.0
Vinyl chloride	<1.0	ug/L	0.23	1.0	1.0
Bromomethane	<1.0	ug/L	0.44	1.0	1.0
Chloroethane	<1.0	ug/L	0.45	1.0	1.0
Trichlorofluoromethane	<1.0	ug/L	0.32	1.0	1.0
1,1-Dichloroethene	<1.0	ug/L	0.22	1.0	1.0
Carbon disulfide	<5.0	ug/L	0.39	5.0	1.0
Acetone	<5.0	ug/L	1.2	5.0	1.0
Methylene Chloride	<2.0	ug/L	0.99	2.0	1.0
trans-1,2-Dichloroethene	<1.0	ug/L	0.17	1.0	1.0
1,1-Dichloroethane	<1.0	ug/L	0.18	1.0	1.0
2,2-Dichloropropane	<1.0	ug/L	0.30	1.0	1.0
cis-1,2-Dichloroethene	<1.0	ug/L	0.21	1.0	1.0
Methyl Ethyl Ketone	<5.0	ug/L	0.83	5.0	1.0
Bromochloromethane	<1.0	ug/L	0.33	1.0	1.0
Chloroform	<1.0	ug/L	0.13	1.0	1.0
1,1,1-Trichloroethane	<1.0	ug/L	0.23	1.0	1.0
1,1-Dichloropropene	<1.0	ug/L	0.17	1.0	1.0
Carbon tetrachloride	<1.0	ug/L	0.21	1.0	1.0
1,2-Dichloroethane	<1.0	ug/L	0.22	1.0	1.0
1,2-Dichloropropane	<1.0	ug/L	0.23	1.0	1.0
Dibromomethane	<1.0	ug/L	0.31	1.0	1.0
Bromodichloromethane	<1.0	ug/L	0.18	1.0	1.0
cis-1,3-Dichloropropene	<1.0	ug/L	0.16	1.0	1.0
methyl isobutyl ketone	<5.0	ug/L	0.58	5.0	1.0
Toluene	<1.0	ug/L	0.16	1.0	1.0
trans-1,3-Dichloropropene	<1.0	ug/L	0.13	1.0	1.0
1,1,2-Trichloroethane	<1.0	ug/L	0.32	1.0	1.0
Tetrachloroethene	9.6	ug/L	0.14	1.0	1.0
1,3-Dichloropropane	<1.0	ug/L	0.17	1.0	1.0
2-Hexanone	<5.0	ug/L	0.77	5.0	1.0
Dibromochloromethane	<1.0	ug/L	0.19	1.0	1.0
1,2-Dibromoethane	<1.0	ug/L	0.24	1.0	1.0
Chlorobenzene	<1.0	ug/L	0.17	1.0	1.0
1,1,1,2-Tetrachloroethane	<1.0	ug/L	0.18	1.0	1.0
Ethylbenzene	<1.0	ug/L	0.17	1.0	1.0
m&p-Xylene	<2.0	ug/L	0.23	2.0	1.0

Mr. Tom Cornuet
 Weston Solutions, Inc.
 1400 Weston Way
 PO BOX 2653
 West Chester, PA 19380

Job Number: 500-11401-1

Client Sample ID: EW-5
 Lab Sample ID: 500-11401-22

Date Sampled: 05/15/2008 0850
 Date Received: 05/17/2008 0915
 Client Matrix: Water

Analyte	Result/Qualifier	Unit	MDL	RL	Dilution
o-Xylene	<1.0	ug/L	0.12	1.0	1.0
Styrene	<1.0	ug/L	0.15	1.0	1.0
Bromoform	<1.0	ug/L	0.30	1.0	1.0
Isopropylbenzene	<1.0	ug/L	0.14	1.0	1.0
Bromobenzene	<1.0	ug/L	0.15	1.0	1.0
1,1,2,2-Tetrachloroethane	<1.0	ug/L	0.25	1.0	1.0
1,2,3-Trichloropropane	<1.0	ug/L	0.39	1.0	1.0
N-Propylbenzene	<1.0	ug/L	0.11	1.0	1.0
2-Chlorotoluene	<1.0	ug/L	0.16	1.0	1.0
1,3,5-Trimethylbenzene	<1.0	ug/L	0.14	1.0	1.0
4-Chlorotoluene	<1.0	ug/L	0.14	1.0	1.0
tert-Butylbenzene	<1.0	ug/L	0.13	1.0	1.0
1,2,4-Trimethylbenzene	<1.0	ug/L	0.12	1.0	1.0
sec-Butylbenzene	<1.0	ug/L	0.14	1.0	1.0
1,3-Dichlorobenzene	<1.0	ug/L	0.19	1.0	1.0
p-Isopropyltoluene	<1.0	ug/L	0.12	1.0	1.0
1,4-Dichlorobenzene	<1.0	ug/L	0.15	1.0	1.0
n-Butylbenzene	<1.0	ug/L	0.13	1.0	1.0
1,2-Dichlorobenzene	<1.0	ug/L	0.15	1.0	1.0
1,2-Dibromo-3-Chloropropane	<2.0	ug/L	0.85	2.0	1.0
1,2,4-Trichlorobenzene	<1.0	ug/L	0.20	1.0	1.0
Hexachlorobutadiene	<1.0	ug/L	0.27	1.0	1.0
Naphthalene	<1.0	ug/L	0.32	1.0	1.0
1,2,3-Trichlorobenzene	<1.0	ug/L	0.20	1.0	1.0
Surrogate					Acceptance Limits
1,2-Dichloroethane-d4 (Surr)	96	%			70 - 125
Toluene-d8 (Surr)	103	%			75 - 120
4-Bromofluorobenzene (Surr)	96	%			75 - 120
Dibromofluoromethane	94	%			75 - 120
Method: 8260B Run Type: DL					Date Analyzed: 05/23/2008 1114
Prep Method: 5030B					Date Prepared: 05/23/2008 1114
Trichloroethene	200	ug/L	2.0	10	10
Surrogate					Acceptance Limits
1,2-Dichloroethane-d4 (Surr)	98	%			70 - 125
Toluene-d8 (Surr)	106	%			75 - 120
4-Bromofluorobenzene (Surr)	96	%			75 - 120
Dibromofluoromethane	96	%			75 - 120

Mr. Tom Cornuet
 Weston Solutions, Inc.
 1400 Weston Way
 PO BOX 2653
 West Chester, PA 19380

Job Number: 500-11401-1

Client Sample ID: EW-6
 Lab Sample ID: 500-11401-23

Date Sampled: 05/15/2008 1810
 Date Received: 05/17/2008 0915
 Client Matrix: Water

Analyte	Result/Qualifier	Unit	MDL	RL	Dilution
Method: 8260B		Date Analyzed: 05/23/2008 1137			
Prep Method: 5030B		Date Prepared: 05/23/2008 1137			
Benzene	<1.0	ug/L	0.16	1.0	1.0
Dichlorodifluoromethane	<1.0	ug/L	0.29	1.0	1.0
Chloromethane	<1.0	ug/L	0.33	1.0	1.0
Vinyl chloride	<1.0	ug/L	0.23	1.0	1.0
Bromomethane	<1.0	ug/L	0.44	1.0	1.0
Chloroethane	<1.0	ug/L	0.45	1.0	1.0
Trichlorofluoromethane	<1.0	ug/L	0.32	1.0	1.0
1,1-Dichloroethene	<1.0	ug/L	0.22	1.0	1.0
Carbon disulfide	<5.0	ug/L	0.39	5.0	1.0
Acetone	<5.0	ug/L	1.2	5.0	1.0
Methylene Chloride	<2.0	ug/L	0.99	2.0	1.0
trans-1,2-Dichloroethene	<1.0	ug/L	0.17	1.0	1.0
1,1-Dichloroethane	<1.0	ug/L	0.18	1.0	1.0
2,2-Dichloropropane	<1.0	ug/L	0.30	1.0	1.0
cis-1,2-Dichloroethene	<1.0	ug/L	0.21	1.0	1.0
Methyl Ethyl Ketone	<5.0	ug/L	0.83	5.0	1.0
Bromochloromethane	<1.0	ug/L	0.33	1.0	1.0
Chloroform	<1.0	ug/L	0.13	1.0	1.0
1,1,1-Trichloroethane	<1.0	ug/L	0.23	1.0	1.0
1,1-Dichloropropene	<1.0	ug/L	0.17	1.0	1.0
Carbon tetrachloride	<1.0	ug/L	0.21	1.0	1.0
1,2-Dichloroethane	<1.0	ug/L	0.22	1.0	1.0
Trichloroethene	12	ug/L	0.20	1.0	1.0
1,2-Dichloropropane	<1.0	ug/L	0.23	1.0	1.0
Dibromomethane	<1.0	ug/L	0.31	1.0	1.0
Bromodichloromethane	<1.0	ug/L	0.18	1.0	1.0
cis-1,3-Dichloropropene	<1.0	ug/L	0.16	1.0	1.0
methyl isobutyl ketone	<5.0	ug/L	0.58	5.0	1.0
Toluene	<1.0	ug/L	0.16	1.0	1.0
trans-1,3-Dichloropropene	<1.0	ug/L	0.13	1.0	1.0
1,1,2-Trichloroethane	<1.0	ug/L	0.32	1.0	1.0
Tetrachloroethene	21	ug/L	0.14	1.0	1.0
1,3-Dichloropropane	<1.0	ug/L	0.17	1.0	1.0
2-Hexanone	<5.0	ug/L	0.77	5.0	1.0
Dibromochloromethane	<1.0	ug/L	0.19	1.0	1.0
1,2-Dibromoethane	<1.0	ug/L	0.24	1.0	1.0
Chlorobenzene	<1.0	ug/L	0.17	1.0	1.0
1,1,1,2-Tetrachloroethane	<1.0	ug/L	0.18	1.0	1.0
Ethylbenzene	<1.0	ug/L	0.17	1.0	1.0

Mr. Tom Cornuet
 Weston Solutions, Inc.
 1400 Weston Way
 PO BOX 2653
 West Chester, PA 19380

Job Number: 500-11401-1

Client Sample ID: EW-6
 Lab Sample ID: 500-11401-23

Date Sampled: 05/15/2008 1810
 Date Received: 05/17/2008 0915
 Client Matrix: Water

Analyte	Result/Qualifier	Unit	MDL	RL	Dilution
m&p-Xylene	<2.0	ug/L	0.23	2.0	1.0
o-Xylene	<1.0	ug/L	0.12	1.0	1.0
Styrene	<1.0	ug/L	0.15	1.0	1.0
Bromoform	<1.0	ug/L	0.30	1.0	1.0
Isopropylbenzene	<1.0	ug/L	0.14	1.0	1.0
Bromobenzene	<1.0	ug/L	0.15	1.0	1.0
1,1,2,2-Tetrachloroethane	<1.0	ug/L	0.25	1.0	1.0
1,2,3-Trichloropropane	<1.0	ug/L	0.39	1.0	1.0
N-Propylbenzene	<1.0	ug/L	0.11	1.0	1.0
2-Chlorotoluene	<1.0	ug/L	0.16	1.0	1.0
1,3,5-Trimethylbenzene	<1.0	ug/L	0.14	1.0	1.0
4-Chlorotoluene	<1.0	ug/L	0.14	1.0	1.0
tert-Butylbenzene	<1.0	ug/L	0.13	1.0	1.0
1,2,4-Trimethylbenzene	<1.0	ug/L	0.12	1.0	1.0
sec-Butylbenzene	<1.0	ug/L	0.14	1.0	1.0
1,3-Dichlorobenzene	<1.0	ug/L	0.19	1.0	1.0
p-Isopropyltoluene	<1.0	ug/L	0.12	1.0	1.0
1,4-Dichlorobenzene	<1.0	ug/L	0.15	1.0	1.0
n-Butylbenzene	<1.0	ug/L	0.13	1.0	1.0
1,2-Dichlorobenzene	<1.0	ug/L	0.15	1.0	1.0
1,2-Dibromo-3-Chloropropane	<2.0	ug/L	0.85	2.0	1.0
1,2,4-Trichlorobenzene	<1.0	ug/L	0.20	1.0	1.0
Hexachlorobutadiene	<1.0	ug/L	0.27	1.0	1.0
Naphthalene	<1.0	ug/L	0.32	1.0	1.0
1,2,3-Trichlorobenzene	<1.0	ug/L	0.20	1.0	1.0
Surrogate			Acceptance Limits		
1,2-Dichloroethane-d4 (Surr)	103	%		70 - 125	
Toluene-d8 (Surr)	107	%		75 - 120	
4-Bromofluorobenzene (Surr)	96	%		75 - 120	
Dibromofluoromethane	93	%		75 - 120	

Mr. Tom Cornuet
 Weston Solutions, Inc.
 1400 Weston Way
 PO BOX 2653
 West Chester, PA 19380

Job Number: 500-11401-1

Client Sample ID: EW-7
 Lab Sample ID: 500-11401-24

Date Sampled: 05/15/2008 1800
 Date Received: 05/17/2008 0915
 Client Matrix: Water

Analyte	Result/Qualifier	Unit	MDL	RL	Dilution
Method: 8260B		Date Analyzed: 05/23/2008 1200			
Prep Method: 5030B		Date Prepared: 05/23/2008 1200			
Benzene	<1.0	ug/L	0.16	1.0	1.0
Dichlorodifluoromethane	<1.0	ug/L	0.29	1.0	1.0
Chloromethane	<1.0	ug/L	0.33	1.0	1.0
Vinyl chloride	<1.0	ug/L	0.23	1.0	1.0
Bromomethane	<1.0	ug/L	0.44	1.0	1.0
Chloroethane	<1.0	ug/L	0.45	1.0	1.0
Trichlorofluoromethane	1.2	ug/L	0.32	1.0	1.0
1,1-Dichloroethene	<1.0	ug/L	0.22	1.0	1.0
Carbon disulfide	<5.0	ug/L	0.39	5.0	1.0
Acetone	<5.0	ug/L	1.2	5.0	1.0
Methylene Chloride	<2.0	ug/L	0.99	2.0	1.0
trans-1,2-Dichloroethene	<1.0	ug/L	0.17	1.0	1.0
1,1-Dichloroethane	<1.0	ug/L	0.18	1.0	1.0
2,2-Dichloropropane	<1.0	ug/L	0.30	1.0	1.0
cis-1,2-Dichloroethene	8.6	ug/L	0.21	1.0	1.0
Methyl Ethyl Ketone	<5.0	ug/L	0.83	5.0	1.0
Bromochloromethane	<1.0	ug/L	0.33	1.0	1.0
Chloroform	<1.0	ug/L	0.13	1.0	1.0
1,1,1-Trichloroethane	<1.0	ug/L	0.23	1.0	1.0
1,1-Dichloropropene	<1.0	ug/L	0.17	1.0	1.0
Carbon tetrachloride	<1.0	ug/L	0.21	1.0	1.0
1,2-Dichloroethane	<1.0	ug/L	0.22	1.0	1.0
Trichloroethene	9.1	ug/L	0.20	1.0	1.0
1,2-Dichloropropane	<1.0	ug/L	0.23	1.0	1.0
Dibromomethane	<1.0	ug/L	0.31	1.0	1.0
Bromodichloromethane	<1.0	ug/L	0.18	1.0	1.0
cis-1,3-Dichloropropene	<1.0	ug/L	0.16	1.0	1.0
methyl isobutyl ketone	<5.0	ug/L	0.58	5.0	1.0
Toluene	<1.0	ug/L	0.16	1.0	1.0
trans-1,3-Dichloropropene	<1.0	ug/L	0.13	1.0	1.0
1,1,2-Trichloroethane	<1.0	ug/L	0.32	1.0	1.0
Tetrachloroethene	20	ug/L	0.14	1.0	1.0
1,3-Dichloropropane	<1.0	ug/L	0.17	1.0	1.0
2-Hexanone	<5.0	ug/L	0.77	5.0	1.0
Dibromochloromethane	<1.0	ug/L	0.19	1.0	1.0
1,2-Dibromoethane	<1.0	ug/L	0.24	1.0	1.0
Chlorobenzene	<1.0	ug/L	0.17	1.0	1.0
1,1,1,2-Tetrachloroethane	<1.0	ug/L	0.18	1.0	1.0
Ethylbenzene	<1.0	ug/L	0.17	1.0	1.0

Mr. Tom Cornuet
 Weston Solutions, Inc.
 1400 Weston Way
 PO BOX 2653
 West Chester, PA 19380

Job Number: 500-11401-1

Client Sample ID: EW-7
 Lab Sample ID: 500-11401-24

Date Sampled: 05/15/2008 1800
 Date Received: 05/17/2008 0915
 Client Matrix: Water

Analyte	Result/Qualifier	Unit	MDL	RL	Dilution
m&p-Xylene	<2.0	ug/L	0.23	2.0	1.0
o-Xylene	<1.0	ug/L	0.12	1.0	1.0
Styrene	<1.0	ug/L	0.15	1.0	1.0
Bromoform	<1.0	ug/L	0.30	1.0	1.0
Isopropylbenzene	<1.0	ug/L	0.14	1.0	1.0
Bromobenzene	<1.0	ug/L	0.15	1.0	1.0
1,1,2,2-Tetrachloroethane	<1.0	ug/L	0.25	1.0	1.0
1,2,3-Trichloropropane	<1.0	ug/L	0.39	1.0	1.0
N-Propylbenzene	<1.0	ug/L	0.11	1.0	1.0
2-Chlorotoluene	<1.0	ug/L	0.16	1.0	1.0
1,3,5-Trimethylbenzene	<1.0	ug/L	0.14	1.0	1.0
4-Chlorotoluene	<1.0	ug/L	0.14	1.0	1.0
tert-Butylbenzene	<1.0	ug/L	0.13	1.0	1.0
1,2,4-Trimethylbenzene	<1.0	ug/L	0.12	1.0	1.0
sec-Butylbenzene	<1.0	ug/L	0.14	1.0	1.0
1,3-Dichlorobenzene	<1.0	ug/L	0.19	1.0	1.0
p-Isopropyltoluene	<1.0	ug/L	0.12	1.0	1.0
1,4-Dichlorobenzene	<1.0	ug/L	0.15	1.0	1.0
n-Butylbenzene	<1.0	ug/L	0.13	1.0	1.0
1,2-Dichlorobenzene	<1.0	ug/L	0.15	1.0	1.0
1,2-Dibromo-3-Chloropropane	<2.0	ug/L	0.85	2.0	1.0
1,2,4-Trichlorobenzene	<1.0	ug/L	0.20	1.0	1.0
Hexachlorobutadiene	<1.0	ug/L	0.27	1.0	1.0
Naphthalene	<1.0	ug/L	0.32	1.0	1.0
1,2,3-Trichlorobenzene	<1.0	ug/L	0.20	1.0	1.0
Surrogate				Acceptance Limits	
1,2-Dichloroethane-d4 (Surr)	100	%		70 - 125	
Toluene-d8 (Surr)	104	%		75 - 120	
4-Bromofluorobenzene (Surr)	97	%		75 - 120	
Dibromofluoromethane	97	%		75 - 120	

Mr. Tom Cornuet
 Weston Solutions, Inc.
 1400 Weston Way
 PO BOX 2653
 West Chester, PA 19380

Job Number: 500-11401-1

Client Sample ID: EW-8
 Lab Sample ID: 500-11401-25

Date Sampled: 05/15/2008 1750
 Date Received: 05/17/2008 0915
 Client Matrix: Water

Analyte	Result/Qualifier	Unit	MDL	RL	Dilution
Method: 8260B		Date Analyzed: 05/23/2008 1223			
Prep Method: 5030B		Date Prepared: 05/23/2008 1223			
Benzene	<1.0	ug/L	0.16	1.0	1.0
Dichlorodifluoromethane	<1.0	ug/L	0.29	1.0	1.0
Chloromethane	<1.0	ug/L	0.33	1.0	1.0
Vinyl chloride	<1.0	ug/L	0.23	1.0	1.0
Bromomethane	<1.0	ug/L	0.44	1.0	1.0
Chloroethane	<1.0	ug/L	0.45	1.0	1.0
Trichlorofluoromethane	<1.0	ug/L	0.32	1.0	1.0
1,1-Dichloroethene	<1.0	ug/L	0.22	1.0	1.0
Carbon disulfide	<5.0	ug/L	0.39	5.0	1.0
Acetone	<5.0	ug/L	1.2	5.0	1.0
Methylene Chloride	<2.0	ug/L	0.99	2.0	1.0
trans-1,2-Dichloroethene	<1.0	ug/L	0.17	1.0	1.0
1,1-Dichloroethane	<1.0	ug/L	0.18	1.0	1.0
2,2-Dichloropropane	<1.0	ug/L	0.30	1.0	1.0
cis-1,2-Dichloroethene	25	ug/L	0.21	1.0	1.0
Methyl Ethyl Ketone	<5.0	ug/L	0.83	5.0	1.0
Bromochloromethane	<1.0	ug/L	0.33	1.0	1.0
Chloroform	<1.0	ug/L	0.13	1.0	1.0
1,1,1-Trichloroethane	<1.0	ug/L	0.23	1.0	1.0
1,1-Dichloropropene	<1.0	ug/L	0.17	1.0	1.0
Carbon tetrachloride	<1.0	ug/L	0.21	1.0	1.0
1,2-Dichloroethane	<1.0	ug/L	0.22	1.0	1.0
Trichloroethene	15	ug/L	0.20	1.0	1.0
1,2-Dichloropropane	<1.0	ug/L	0.23	1.0	1.0
Dibromomethane	<1.0	ug/L	0.31	1.0	1.0
Bromodichloromethane	<1.0	ug/L	0.18	1.0	1.0
cis-1,3-Dichloropropene	<1.0	ug/L	0.16	1.0	1.0
methyl isobutyl ketone	<5.0	ug/L	0.58	5.0	1.0
Toluene	<1.0	ug/L	0.16	1.0	1.0
trans-1,3-Dichloropropene	<1.0	ug/L	0.13	1.0	1.0
1,1,2-Trichloroethane	<1.0	ug/L	0.32	1.0	1.0
Tetrachloroethene	94	ug/L	0.14	1.0	1.0
1,3-Dichloropropane	<1.0	ug/L	0.17	1.0	1.0
2-Hexanone	<5.0	ug/L	0.77	5.0	1.0
Dibromochloromethane	<1.0	ug/L	0.19	1.0	1.0
1,2-Dibromoethane	<1.0	ug/L	0.24	1.0	1.0
Chlorobenzene	<1.0	ug/L	0.17	1.0	1.0
1,1,1,2-Tetrachloroethane	<1.0	ug/L	0.18	1.0	1.0
Ethylbenzene	<1.0	ug/L	0.17	1.0	1.0

Mr. Tom Cornuet
 Weston Solutions, Inc.
 1400 Weston Way
 PO BOX 2653
 West Chester, PA 19380

Job Number: 500-11401-1

Client Sample ID: EW-8
 Lab Sample ID: 500-11401-25

Date Sampled: 05/15/2008 1750
 Date Received: 05/17/2008 0915
 Client Matrix: Water

Analyte	Result/Qualifier	Unit	MDL	RL	Dilution
m&p-Xylene	<2.0	ug/L	0.23	2.0	1.0
o-Xylene	<1.0	ug/L	0.12	1.0	1.0
Styrene	<1.0	ug/L	0.15	1.0	1.0
Bromoforn	<1.0	ug/L	0.30	1.0	1.0
Isopropylbenzene	<1.0	ug/L	0.14	1.0	1.0
Bromobenzene	<1.0	ug/L	0.15	1.0	1.0
1,1,2,2-Tetrachloroethane	<1.0	ug/L	0.25	1.0	1.0
1,2,3-Trichloropropane	<1.0	ug/L	0.39	1.0	1.0
N-Propylbenzene	<1.0	ug/L	0.11	1.0	1.0
2-Chlorotoluene	<1.0	ug/L	0.16	1.0	1.0
1,3,5-Trimethylbenzene	<1.0	ug/L	0.14	1.0	1.0
4-Chlorotoluene	<1.0	ug/L	0.14	1.0	1.0
tert-Butylbenzene	<1.0	ug/L	0.13	1.0	1.0
1,2,4-Trimethylbenzene	<1.0	ug/L	0.12	1.0	1.0
sec-Butylbenzene	<1.0	ug/L	0.14	1.0	1.0
1,3-Dichlorobenzene	<1.0	ug/L	0.19	1.0	1.0
p-Isopropyltoluene	<1.0	ug/L	0.12	1.0	1.0
1,4-Dichlorobenzene	<1.0	ug/L	0.15	1.0	1.0
n-Butylbenzene	<1.0	ug/L	0.13	1.0	1.0
1,2-Dichlorobenzene	<1.0	ug/L	0.15	1.0	1.0
1,2-Dibromo-3-Chloropropane	<2.0	ug/L	0.85	2.0	1.0
1,2,4-Trichlorobenzene	<1.0	ug/L	0.20	1.0	1.0
Hexachlorobutadiene	<1.0	ug/L	0.27	1.0	1.0
Naphthalene	<1.0	ug/L	0.32	1.0	1.0
1,2,3-Trichlorobenzene	<1.0	ug/L	0.20	1.0	1.0
Surrogate			Acceptance Limits		
1,2-Dichloroethane-d4 (Surr)	100	%	70 - 125		
Toluene-d8 (Surr)	106	%	75 - 120		
4-Bromofluorobenzene (Surr)	97	%	75 - 120		
Dibromofluoromethane	97	%	75 - 120		

Mr. Tom Cornuet
 Weston Solutions, Inc.
 1400 Weston Way
 PO BOX 2653
 West Chester, PA 19380

Job Number: 500-11401-1

Client Sample ID: EW-9
 Lab Sample ID: 500-11401-26

Date Sampled: 05/15/2008 1740
 Date Received: 05/17/2008 0915
 Client Matrix: Water

Analyte	Result/Qualifier	Unit	MDL	RL	Dilution
Method: 8260B		Date Analyzed: 05/23/2008 1246			
Prep Method: 5030B		Date Prepared: 05/23/2008 1246			
Benzene	<1.0	ug/L	0.16	1.0	1.0
Dichlorodifluoromethane	<1.0	ug/L	0.29	1.0	1.0
Chloromethane	<1.0	ug/L	0.33	1.0	1.0
Vinyl chloride	<1.0	ug/L	0.23	1.0	1.0
Bromomethane	<1.0	ug/L	0.44	1.0	1.0
Chloroethane	<1.0	ug/L	0.45	1.0	1.0
Trichlorofluoromethane	<1.0	ug/L	0.32	1.0	1.0
1,1-Dichloroethene	<1.0	ug/L	0.22	1.0	1.0
Carbon disulfide	<5.0	ug/L	0.39	5.0	1.0
Acetone	<5.0	ug/L	1.2	5.0	1.0
Methylene Chloride	<2.0	ug/L	0.99	2.0	1.0
trans-1,2-Dichloroethene	<1.0	ug/L	0.17	1.0	1.0
1,1-Dichloroethane	<1.0	ug/L	0.18	1.0	1.0
2,2-Dichloropropane	<1.0	ug/L	0.30	1.0	1.0
cis-1,2-Dichloroethene	<1.0	ug/L	0.21	1.0	1.0
Methyl Ethyl Ketone	<5.0	ug/L	0.83	5.0	1.0
Bromochloromethane	<1.0	ug/L	0.33	1.0	1.0
Chloroform	<1.0	ug/L	0.13	1.0	1.0
1,1,1-Trichloroethane	<1.0	ug/L	0.23	1.0	1.0
1,1-Dichloropropene	<1.0	ug/L	0.17	1.0	1.0
Carbon tetrachloride	<1.0	ug/L	0.21	1.0	1.0
1,2-Dichloroethane	<1.0	ug/L	0.22	1.0	1.0
Trichloroethene	1.4	ug/L	0.20	1.0	1.0
1,2-Dichloropropane	<1.0	ug/L	0.23	1.0	1.0
Dibromomethane	<1.0	ug/L	0.31	1.0	1.0
Bromodichloromethane	<1.0	ug/L	0.18	1.0	1.0
cis-1,3-Dichloropropene	<1.0	ug/L	0.16	1.0	1.0
methyl isobutyl ketone	<5.0	ug/L	0.58	5.0	1.0
Toluene	<1.0	ug/L	0.16	1.0	1.0
trans-1,3-Dichloropropene	<1.0	ug/L	0.13	1.0	1.0
1,1,2-Trichloroethane	<1.0	ug/L	0.32	1.0	1.0
1,3-Dichloropropane	<1.0	ug/L	0.17	1.0	1.0
2-Hexanone	<5.0	ug/L	0.77	5.0	1.0
Dibromochloromethane	<1.0	ug/L	0.19	1.0	1.0
1,2-Dibromoethane	<1.0	ug/L	0.24	1.0	1.0
Chlorobenzene	<1.0	ug/L	0.17	1.0	1.0
1,1,1,2-Tetrachloroethane	<1.0	ug/L	0.18	1.0	1.0
Ethylbenzene	<1.0	ug/L	0.17	1.0	1.0
m&p-Xylene	<2.0	ug/L	0.23	2.0	1.0

Mr. Tom Cornuet
 Weston Solutions, Inc.
 1400 Weston Way
 PO BOX 2653
 West Chester, PA 19380

Job Number: 500-11401-1

Client Sample ID: EW-9
 Lab Sample ID: 500-11401-26

Date Sampled: 05/15/2008 1740
 Date Received: 05/17/2008 0915
 Client Matrix: Water

Analyte	Result/Qualifier	Unit	MDL	RL	Dilution
o-Xylene	<1.0	ug/L	0.12	1.0	1.0
Styrene	<1.0	ug/L	0.15	1.0	1.0
Bromoform	<1.0	ug/L	0.30	1.0	1.0
Isopropylbenzene	<1.0	ug/L	0.14	1.0	1.0
Bromobenzene	<1.0	ug/L	0.15	1.0	1.0
1,1,2,2-Tetrachloroethane	<1.0	ug/L	0.25	1.0	1.0
1,2,3-Trichloropropane	<1.0	ug/L	0.39	1.0	1.0
N-Propylbenzene	<1.0	ug/L	0.11	1.0	1.0
2-Chlorotoluene	<1.0	ug/L	0.16	1.0	1.0
1,3,5-Trimethylbenzene	<1.0	ug/L	0.14	1.0	1.0
4-Chlorotoluene	<1.0	ug/L	0.14	1.0	1.0
tert-Butylbenzene	<1.0	ug/L	0.13	1.0	1.0
1,2,4-Trimethylbenzene	<1.0	ug/L	0.12	1.0	1.0
sec-Butylbenzene	<1.0	ug/L	0.14	1.0	1.0
1,3-Dichlorobenzene	<1.0	ug/L	0.19	1.0	1.0
p-Isopropyltoluene	<1.0	ug/L	0.12	1.0	1.0
1,4-Dichlorobenzene	<1.0	ug/L	0.15	1.0	1.0
n-Butylbenzene	<1.0	ug/L	0.13	1.0	1.0
1,2-Dichlorobenzene	<1.0	ug/L	0.15	1.0	1.0
1,2-Dibromo-3-Chloropropane	<2.0	ug/L	0.85	2.0	1.0
1,2,4-Trichlorobenzene	<1.0	ug/L	0.20	1.0	1.0
Hexachlorobutadiene	<1.0	ug/L	0.27	1.0	1.0
Naphthalene	<1.0	ug/L	0.32	1.0	1.0
1,2,3-Trichlorobenzene	<1.0	ug/L	0.20	1.0	1.0
Surrogate				Acceptance Limits	
1,2-Dichloroethane-d4 (Surr)	101	%		70 - 125	
Toluene-d8 (Surr)	105	%		75 - 120	
4-Bromofluorobenzene (Surr)	95	%		75 - 120	
Dibromofluoromethane	100	%		75 - 120	
Method: 8260B Run Type: DL			Date Analyzed: 05/25/2008 1330		
Prep Method: 5030B			Date Prepared: 05/25/2008 1330		
Tetrachloroethene	190	ug/L	1.4	10	10
Surrogate				Acceptance Limits	
1,2-Dichloroethane-d4 (Surr)	102	%		70 - 125	
Toluene-d8 (Surr)	106	%		75 - 120	
4-Bromofluorobenzene (Surr)	95	%		75 - 120	
Dibromofluoromethane	91	%		75 - 120	

Mr. Tom Cornuet
 Weston Solutions, Inc.
 1400 Weston Way
 PO BOX 2653
 West Chester, PA 19380

Job Number: 500-11401-1

Client Sample ID: EW-9 DUP
 Lab Sample ID: 500-11401-27

Date Sampled: 05/15/2008 1740
 Date Received: 05/17/2008 0915
 Client Matrix: Water

Analyte	Result/Qualifier	Unit	MDL	RL	Dilution
Method: 8260B		Date Analyzed: 05/23/2008 1310			
Prep Method: 5030B		Date Prepared: 05/23/2008 1310			
Benzene	<1.0	ug/L	0.16	1.0	1.0
Dichlorodifluoromethane	<1.0	ug/L	0.29	1.0	1.0
Chloromethane	<1.0	ug/L	0.33	1.0	1.0
Vinyl chloride	<1.0	ug/L	0.23	1.0	1.0
Bromomethane	<1.0	ug/L	0.44	1.0	1.0
Chloroethane	<1.0	ug/L	0.45	1.0	1.0
Trichlorofluoromethane	<1.0	ug/L	0.32	1.0	1.0
1,1-Dichloroethene	<1.0	ug/L	0.22	1.0	1.0
Carbon disulfide	<5.0	ug/L	0.39	5.0	1.0
Acetone	<5.0	ug/L	1.2	5.0	1.0
Methylene Chloride	<2.0	ug/L	0.99	2.0	1.0
trans-1,2-Dichloroethene	<1.0	ug/L	0.17	1.0	1.0
1,1-Dichloroethane	<1.0	ug/L	0.18	1.0	1.0
2,2-Dichloropropane	<1.0	ug/L	0.30	1.0	1.0
cis-1,2-Dichloroethene	<1.0	ug/L	0.21	1.0	1.0
Methyl Ethyl Ketone	<5.0	ug/L	0.83	5.0	1.0
Bromochloromethane	<1.0	ug/L	0.33	1.0	1.0
Chloroform	<1.0	ug/L	0.13	1.0	1.0
1,1,1-Trichloroethane	<1.0	ug/L	0.23	1.0	1.0
1,1-Dichloropropene	<1.0	ug/L	0.17	1.0	1.0
Carbon tetrachloride	<1.0	ug/L	0.21	1.0	1.0
1,2-Dichloroethane	<1.0	ug/L	0.22	1.0	1.0
Trichloroethene	1.6	ug/L	0.20	1.0	1.0
1,2-Dichloropropane	<1.0	ug/L	0.23	1.0	1.0
Dibromomethane	<1.0	ug/L	0.31	1.0	1.0
Bromodichloromethane	<1.0	ug/L	0.18	1.0	1.0
cis-1,3-Dichloropropene	<1.0	ug/L	0.16	1.0	1.0
methyl isobutyl ketone	<5.0	ug/L	0.58	5.0	1.0
Toluene	<1.0	ug/L	0.16	1.0	1.0
trans-1,3-Dichloropropene	<1.0	ug/L	0.13	1.0	1.0
1,1,2-Trichloroethane	<1.0	ug/L	0.32	1.0	1.0
1,3-Dichloropropane	<1.0	ug/L	0.17	1.0	1.0
2-Hexanone	<5.0	ug/L	0.77	5.0	1.0
Dibromochloromethane	<1.0	ug/L	0.19	1.0	1.0
1,2-Dibromoethane	<1.0	ug/L	0.24	1.0	1.0
Chlorobenzene	<1.0	ug/L	0.17	1.0	1.0
1,1,1,2-Tetrachloroethane	<1.0	ug/L	0.18	1.0	1.0
Ethylbenzene	<1.0	ug/L	0.17	1.0	1.0
m&p-Xylene	<2.0	ug/L	0.23	2.0	1.0

Mr. Tom Cornuet
 Weston Solutions, Inc.
 1400 Weston Way
 PO BOX 2653
 West Chester, PA 19380

Job Number: 500-11401-1

Client Sample ID: EW-9 DUP
 Lab Sample ID: 500-11401-27

Date Sampled: 05/15/2008 1740
 Date Received: 05/17/2008 0915
 Client Matrix: Water

Analyte	Result/Qualifier	Unit	MDL	RL	Dilution
o-Xylene	<1.0	ug/L	0.12	1.0	1.0
Styrene	<1.0	ug/L	0.15	1.0	1.0
Bromoform	<1.0	ug/L	0.30	1.0	1.0
Isopropylbenzene	<1.0	ug/L	0.14	1.0	1.0
Bromobenzene	<1.0	ug/L	0.15	1.0	1.0
1,1,2,2-Tetrachloroethane	<1.0	ug/L	0.25	1.0	1.0
1,2,3-Trichloropropane	<1.0	ug/L	0.39	1.0	1.0
N-Propylbenzene	<1.0	ug/L	0.11	1.0	1.0
2-Chlorotoluene	<1.0	ug/L	0.16	1.0	1.0
1,3,5-Trimethylbenzene	<1.0	ug/L	0.14	1.0	1.0
4-Chlorotoluene	<1.0	ug/L	0.14	1.0	1.0
tert-Butylbenzene	<1.0	ug/L	0.13	1.0	1.0
1,2,4-Trimethylbenzene	<1.0	ug/L	0.12	1.0	1.0
sec-Butylbenzene	<1.0	ug/L	0.14	1.0	1.0
1,3-Dichlorobenzene	<1.0	ug/L	0.19	1.0	1.0
p-Isopropyltoluene	<1.0	ug/L	0.12	1.0	1.0
1,4-Dichlorobenzene	<1.0	ug/L	0.15	1.0	1.0
n-Butylbenzene	<1.0	ug/L	0.13	1.0	1.0
1,2-Dichlorobenzene	<1.0	ug/L	0.15	1.0	1.0
1,2-Dibromo-3-Chloropropane	<2.0	ug/L	0.85	2.0	1.0
1,2,4-Trichlorobenzene	<1.0	ug/L	0.20	1.0	1.0
Hexachlorobutadiene	<1.0	ug/L	0.27	1.0	1.0
Naphthalene	<1.0	ug/L	0.32	1.0	1.0
1,2,3-Trichlorobenzene	<1.0	ug/L	0.20	1.0	1.0
Surrogate				Acceptance Limits	
1,2-Dichloroethane-d4 (Surr)	102	%		70 - 125	
Toluene-d8 (Surr)	106	%		75 - 120	
4-Bromofluorobenzene (Surr)	94	%		75 - 120	
Dibromofluoromethane	101	%		75 - 120	
Method: 8260B Run Type: DL				Date Analyzed: 05/25/2008 1353	
Prep Method: 5030B				Date Prepared: 05/25/2008 1353	
Tetrachloroethene	230	ug/L	1.4	10	10
Surrogate				Acceptance Limits	
1,2-Dichloroethane-d4 (Surr)	101	%		70 - 125	
Toluene-d8 (Surr)	107	%		75 - 120	
4-Bromofluorobenzene (Surr)	95	%		75 - 120	
Dibromofluoromethane	94	%		75 - 120	

Mr. Tom Cornuet
 Weston Solutions, Inc.
 1400 Weston Way
 PO BOX 2653
 West Chester, PA 19380

Job Number: 500-11401-1

Client Sample ID: TRIP BLANK
 Lab Sample ID: 500-11401-28

Date Sampled: 05/15/2008 0700
 Date Received: 05/17/2008 0915
 Client Matrix: Water

Analyte	Result/Qualifier	Unit	MDL	RL	Dilution
Method: 8260B		Date Analyzed: 05/23/2008 1332			
Prep Method: 5030B		Date Prepared: 05/23/2008 1332			
Benzene	<1.0	ug/L	0.16	1.0	1.0
Dichlorodifluoromethane	<1.0	ug/L	0.29	1.0	1.0
Chloromethane	<1.0	ug/L	0.33	1.0	1.0
Vinyl chloride	<1.0	ug/L	0.23	1.0	1.0
Bromomethane	<1.0	ug/L	0.44	1.0	1.0
Chloroethane	<1.0	ug/L	0.45	1.0	1.0
Trichlorofluoromethane	<1.0	ug/L	0.32	1.0	1.0
1,1-Dichloroethene	<1.0	ug/L	0.22	1.0	1.0
Carbon disulfide	<5.0	ug/L	0.39	5.0	1.0
Acetone	<5.0	ug/L	1.2	5.0	1.0
Methylene Chloride	<2.0	ug/L	0.99	2.0	1.0
trans-1,2-Dichloroethene	<1.0	ug/L	0.17	1.0	1.0
1,1-Dichloroethane	<1.0	ug/L	0.18	1.0	1.0
2,2-Dichloropropane	<1.0	ug/L	0.30	1.0	1.0
cis-1,2-Dichloroethene	<1.0	ug/L	0.21	1.0	1.0
Methyl Ethyl Ketone	<5.0	ug/L	0.83	5.0	1.0
Bromochloromethane	<1.0	ug/L	0.33	1.0	1.0
Chloroform	<1.0	ug/L	0.13	1.0	1.0
1,1,1-Trichloroethane	<1.0	ug/L	0.23	1.0	1.0
1,1-Dichloropropene	<1.0	ug/L	0.17	1.0	1.0
Carbon tetrachloride	<1.0	ug/L	0.21	1.0	1.0
1,2-Dichloroethane	<1.0	ug/L	0.22	1.0	1.0
Trichloroethene	<1.0	ug/L	0.20	1.0	1.0
1,2-Dichloropropane	<1.0	ug/L	0.23	1.0	1.0
Dibromomethane	<1.0	ug/L	0.31	1.0	1.0
Bromodichloromethane	<1.0	ug/L	0.18	1.0	1.0
cis-1,3-Dichloropropene	<1.0	ug/L	0.16	1.0	1.0
methyl isobutyl ketone	<5.0	ug/L	0.58	5.0	1.0
Toluene	<1.0	ug/L	0.16	1.0	1.0
trans-1,3-Dichloropropene	<1.0	ug/L	0.13	1.0	1.0
1,1,2-Trichloroethane	<1.0	ug/L	0.32	1.0	1.0
Tetrachloroethene	<1.0	ug/L	0.14	1.0	1.0
1,3-Dichloropropane	<1.0	ug/L	0.17	1.0	1.0
2-Hexanone	<5.0	ug/L	0.77	5.0	1.0
Dibromochloromethane	<1.0	ug/L	0.19	1.0	1.0
1,2-Dibromoethane	<1.0	ug/L	0.24	1.0	1.0
Chlorobenzene	<1.0	ug/L	0.17	1.0	1.0
1,1,1,2-Tetrachloroethane	<1.0	ug/L	0.18	1.0	1.0
Ethylbenzene	<1.0	ug/L	0.17	1.0	1.0

Mr. Tom Cornuet
 Weston Solutions, Inc.
 1400 Weston Way
 PO BOX 2653
 West Chester, PA 19380

Job Number: 500-11401-1

Client Sample ID: TRIP BLANK
 Lab Sample ID: 500-11401-28

Date Sampled: 05/15/2008 0700
 Date Received: 05/17/2008 0915
 Client Matrix: Water

Analyte	Result/Qualifier	Unit	MDL	RL	Dilution
m&p-Xylene	<2.0	ug/L	0.23	2.0	1.0
o-Xylene	<1.0	ug/L	0.12	1.0	1.0
Styrene	<1.0	ug/L	0.15	1.0	1.0
Bromoform	<1.0	ug/L	0.30	1.0	1.0
Isopropylbenzene	<1.0	ug/L	0.14	1.0	1.0
Bromobenzene	<1.0	ug/L	0.15	1.0	1.0
1,1,2,2-Tetrachloroethane	<1.0	ug/L	0.25	1.0	1.0
1,2,3-Trichloropropane	<1.0	ug/L	0.39	1.0	1.0
N-Propylbenzene	<1.0	ug/L	0.11	1.0	1.0
2-Chlorotoluene	<1.0	ug/L	0.16	1.0	1.0
1,3,5-Trimethylbenzene	<1.0	ug/L	0.14	1.0	1.0
4-Chlorotoluene	<1.0	ug/L	0.14	1.0	1.0
tert-Butylbenzene	<1.0	ug/L	0.13	1.0	1.0
1,2,4-Trimethylbenzene	<1.0	ug/L	0.12	1.0	1.0
sec-Butylbenzene	<1.0	ug/L	0.14	1.0	1.0
1,3-Dichlorobenzene	<1.0	ug/L	0.19	1.0	1.0
p-Isopropyltoluene	<1.0	ug/L	0.12	1.0	1.0
1,4-Dichlorobenzene	<1.0	ug/L	0.15	1.0	1.0
n-Butylbenzene	<1.0	ug/L	0.13	1.0	1.0
1,2-Dichlorobenzene	<1.0	ug/L	0.15	1.0	1.0
1,2-Dibromo-3-Chloropropane	<2.0	ug/L	0.85	2.0	1.0
1,2,4-Trichlorobenzene	<1.0	ug/L	0.20	1.0	1.0
Hexachlorobutadiene	<1.0	ug/L	0.27	1.0	1.0
Naphthalene	<1.0	ug/L	0.32	1.0	1.0
1,2,3-Trichlorobenzene	<1.0	ug/L	0.20	1.0	1.0
Surrogate				Acceptance Limits	
1,2-Dichloroethane-d4 (Surr)	103	%		70 - 125	
Toluene-d8 (Surr)	105	%		75 - 120	
4-Bromofluorobenzene (Surr)	94	%		75 - 120	
Dibromofluoromethane	100	%		75 - 120	

DATA REPORTING QUALIFIERS

Client: Weston Solutions, Inc.

Job Number: 500-11401-1

<u>Lab Section</u>	<u>Qualifier</u>	<u>Description</u>
GC/MS VOA	B	Compound was found in the blank and sample.
	*	LCS or LCSD exceeds the control limits

QUALITY CONTROL RESULTS

Quality Control Results

Client: Weston Solutions, Inc.

Job Number: 500-11401-1

QC Association Summary

Lab Sample ID	Client Sample ID	Report Basis	Client Matrix	Method	Prep Batch
GC/MS VOA					
Analysis Batch:500-38500					
LCS 500-38500/29	Lab Control Spike	T	Water	8260B	
MB 500-38500/28	Method Blank	T	Water	8260B	
500-11401-1	RFW-1A	T	Water	8260B	
500-11401-2	RFW-1B	T	Water	8260B	
500-11401-3	RFW-2A	T	Water	8260B	
500-11401-4	RFW-2B	T	Water	8260B	
500-11401-5	RFW-3B	T	Water	8260B	
500-11401-6	RFW-4A	T	Water	8260B	
500-11401-7	RFW-4A DUP	T	Water	8260B	
500-11401-8	RFW-4B	T	Water	8260B	
500-11401-9	RFW-6	T	Water	8260B	
500-11401-10	RFW-7	T	Water	8260B	
500-11401-11	RFW-9	T	Water	8260B	
500-11401-12	RFW-11B	T	Water	8260B	
500-11401-13	RFW-12B	T	Water	8260B	
500-11401-13DL	RFW-12B	T	Water	8260B	
500-11401-14	RFW-13	T	Water	8260B	
500-11401-15	RFW-17	T	Water	8260B	
500-11401-16	LEISTER-1	T	Water	8260B	
500-11401-17	LEISTER-DAIRY	T	Water	8260B	
500-11401-18	EW-10	T	Water	8260B	
500-11401-19	EW-2	T	Water	8260B	
500-11401-20	EW-3	T	Water	8260B	
500-11401-20DL	EW-3	T	Water	8260B	
500-11401-21	EW-4	T	Water	8260B	
500-11401-21DL	EW-4	T	Water	8260B	
Analysis Batch:500-38728					
LCS 500-38728/29	Lab Control Spike	T	Water	8260B	
MB 500-38728/28	Method Blank	T	Water	8260B	
500-11401-19DL	EW-2	T	Water	8260B	
500-11401-22	EW-5	T	Water	8260B	
500-11401-22DL	EW-5	T	Water	8260B	
500-11401-23	EW-6	T	Water	8260B	
500-11401-24	EW-7	T	Water	8260B	
500-11401-25	EW-8	T	Water	8260B	
500-11401-26	EW-9	T	Water	8260B	
500-11401-27	EW-9 DUP	T	Water	8260B	
500-11401-28	TRIP BLANK	T	Water	8260B	
Analysis Batch:500-38776					
LCS 500-38776/31	Lab Control Spike	T	Water	8260B	
MB 500-38776/30	Method Blank	T	Water	8260B	
500-11401-26DL	EW-9	T	Water	8260B	
500-11401-27DL	EW-9 DUP	T	Water	8260B	

TestAmerica Chicago

Quality Control Results

Client: Weston Solutions, Inc.

Job Number: 500-11401-1

QC Association Summary

<u>Lab Sample ID</u>	<u>Client Sample ID</u>	<u>Report Basis</u>	<u>Client Matrix</u>	<u>Method</u>	<u>Prep Batch</u>
----------------------	-------------------------	---------------------	----------------------	---------------	-------------------

Report Basis

T = Total

Quality Control Results

Client: Weston Solutions, Inc.

Job Number: 500-11401-1

Surrogate Recovery Report

8260B VOC

Client Matrix: Water

Lab Sample ID	Client Sample ID	12DCE %Rec	TOL %Rec	BFB %Rec	DBFM %Rec
500-11401-1	RFW-1A	105	107	97	105
500-11401-2	RFW-1B	105	108	95	103
500-11401-3	RFW-2A	102	106	97	102
500-11401-4	RFW-2B	104	106	97	103
500-11401-5	RFW-3B	103	103	98	103
500-11401-6	RFW-4A	100	104	96	103
500-11401-7	RFW-4A DUP	103	106	96	105
500-11401-8	RFW-4B	105	106	97	108
500-11401-9	RFW-6	103	106	97	104
500-11401-10	RFW-7	104	105	97	104
500-11401-11	RFW-9	103	106	99	104
500-11401-12	RFW-11B	99	105	95	105
500-11401-13	RFW-12B	102	107	97	106
500-11401-13 DL	RFW-12B DL	100	106	96	103
500-11401-14	RFW-13	103	108	95	108
500-11401-15	RFW-17	103	104	95	107
500-11401-16	LEISTER-1	102	108	96	103
500-11401-17	LEISTER-DAIRY	101	104	95	108
500-11401-18	EW-10	103	106	95	106
500-11401-19	EW-2	103	106	97	104
500-11401-19 DL	EW-2 DL	96	106	96	93
500-11401-20	EW-3	104	107	94	106
500-11401-20 DL	EW-3 DL	105	106	96	108
500-11401-21	EW-4	102	107	98	103
500-11401-21 DL	EW-4 DL	103	107	97	110
500-11401-22	EW-5	96	103	96	94
500-11401-22 DL	EW-5 DL	98	106	96	96
500-11401-23	EW-6	103	107	96	93
500-11401-24	EW-7	100	104	97	97

Surrogate	Acceptance Limits
12DCE = 1,2-Dichloroethane-d4 (Surr)	70-125
TOL = Toluene-d8 (Surr)	75-120
BFB = 4-Bromofluorobenzene (Surr)	75-120
DBFM = Dibromofluoromethane	75-120

Quality Control Results

Client: Weston Solutions, Inc.

Job Number: 500-11401-1

Surrogate Recovery Report

8260B VOC

Client Matrix: Water

Lab Sample ID	Client Sample ID	12DCE %Rec	TOL %Rec	BFB %Rec	DBFM %Rec
500-11401-25	EW-8	100	106	97	97
500-11401-26	EW-9	101	105	95	100
500-11401-26 DL	EW-9 DL	102	106	95	91
500-11401-27	EW-9 DUP	102	106	94	101
500-11401-27 DL	EW-9 DUP DL	101	107	95	94
500-11401-28	TRIP BLANK	103	105	94	100
MB 500-38500/28		99	106	96	100
MB 500-38728/28		100	106	96	93
MB 500-38776/30		99	105	97	91
LCS 500-38500/29		100	105	101	101
LCS 500-38728/29		97	105	103	96
LCS 500-38776/31		101	109	103	92

Surrogate	Acceptance Limits
12DCE = 1,2-Dichloroethane-d4 (Surr)	70-125
TOL = Toluene-d8 (Surr)	75-120
BFB = 4-Bromofluorobenzene (Surr)	75-120
DBFM = Dibromofluoromethane	75-120

Quality Control Results

Client: Weston Solutions, Inc.

Job Number: 500-11401-1

Method Blank - Batch: 500-38500

Method: 8260B
Preparation: 5030B

Lab Sample ID: MB 500-38500/28
Client Matrix: Water
Dilution: 1.0
Date Analyzed: 05/21/2008 2354
Date Prepared: 05/21/2008 2354

Analysis Batch: 500-38500
Prep Batch: N/A
Units: ug/L

Instrument ID: Agilent 6890N GC - 5973N
Lab File ID: 2M0521A.D
Initial Weight/Volume: 10 mL
Final Weight/Volume: 10 mL

Analyte	Result	Qual	MDL	RL
Benzene	<1.0		0.16	1.0
Dichlorodifluoromethane	<1.0		0.29	1.0
Chloromethane	<1.0		0.33	1.0
Vinyl chloride	<1.0		0.23	1.0
Bromomethane	<1.0		0.44	1.0
Chloroethane	<1.0		0.45	1.0
Trichlorofluoromethane	<1.0		0.32	1.0
1,1-Dichloroethene	<1.0		0.22	1.0
Carbon disulfide	<5.0		0.39	5.0
Acetone	<5.0		1.2	5.0
Methylene Chloride	3.3		0.99	2.0
trans-1,2-Dichloroethene	<1.0		0.17	1.0
1,1-Dichloroethane	<1.0		0.18	1.0
2,2-Dichloropropane	<1.0		0.30	1.0
cis-1,2-Dichloroethene	<1.0		0.21	1.0
Methyl Ethyl Ketone	<5.0		0.83	5.0
Bromochloromethane	<1.0		0.33	1.0
Chloroform	<1.0		0.13	1.0
1,1,1-Trichloroethane	<1.0		0.23	1.0
1,1-Dichloropropene	<1.0		0.17	1.0
Carbon tetrachloride	<1.0		0.21	1.0
1,2-Dichloroethane	<1.0		0.22	1.0
Trichloroethene	<1.0		0.20	1.0
1,2-Dichloropropane	<1.0		0.23	1.0
Dibromomethane	<1.0		0.31	1.0
Bromodichloromethane	<1.0		0.18	1.0
cis-1,3-Dichloropropene	<1.0		0.16	1.0
methyl isobutyl ketone	<5.0		0.58	5.0
Toluene	<1.0		0.16	1.0
trans-1,3-Dichloropropene	<1.0		0.13	1.0
1,1,2-Trichloroethane	<1.0		0.32	1.0
Tetrachloroethene	<1.0		0.14	1.0
1,3-Dichloropropane	<1.0		0.17	1.0
2-Hexanone	<5.0		0.77	5.0
Dibromochloromethane	<1.0		0.19	1.0
1,2-Dibromoethane	<1.0		0.24	1.0
Chlorobenzene	<1.0		0.17	1.0
1,1,1,2-Tetrachloroethane	<1.0		0.18	1.0
Ethylbenzene	<1.0		0.17	1.0
m&p-Xylene	<2.0		0.23	2.0
o-Xylene	<1.0		0.12	1.0

Calculations are performed before rounding to avoid round-off errors in calculated results.

Quality Control Results

Client: Weston Solutions, Inc.

Job Number: 500-11401-1

Method Blank - Batch: 500-38500

Method: 8260B
Preparation: 5030B

Lab Sample ID: MB 500-38500/28
Client Matrix: Water
Dilution: 1.0
Date Analyzed: 05/21/2008 2354
Date Prepared: 05/21/2008 2354

Analysis Batch: 500-38500
Prep Batch: N/A
Units: ug/L

Instrument ID: Agilent 6890N GC - 5973N
Lab File ID: 2M0521A.D
Initial Weight/Volume: 10 mL
Final Weight/Volume: 10 mL

Analyte	Result	Qual	MDL	RL
Styrene	<1.0		0.15	1.0
Bromoform	<1.0		0.30	1.0
Isopropylbenzene	<1.0		0.14	1.0
Bromobenzene	<1.0		0.15	1.0
1,1,2,2-Tetrachloroethane	<1.0		0.25	1.0
1,2,3-Trichloropropane	<1.0		0.39	1.0
N-Propylbenzene	<1.0		0.11	1.0
2-Chlorotoluene	<1.0		0.16	1.0
1,3,5-Trimethylbenzene	<1.0		0.14	1.0
4-Chlorotoluene	<1.0		0.14	1.0
tert-Butylbenzene	<1.0		0.13	1.0
1,2,4-Trimethylbenzene	<1.0		0.12	1.0
sec-Butylbenzene	<1.0		0.14	1.0
1,3-Dichlorobenzene	<1.0		0.19	1.0
p-Isopropyltoluene	<1.0		0.12	1.0
1,4-Dichlorobenzene	<1.0		0.15	1.0
n-Butylbenzene	<1.0		0.13	1.0
1,2-Dichlorobenzene	<1.0		0.15	1.0
1,2-Dibromo-3-Chloropropane	<2.0		0.85	2.0
1,2,4-Trichlorobenzene	<1.0		0.20	1.0
Hexachlorobutadiene	<1.0		0.27	1.0
Naphthalene	<1.0		0.32	1.0
1,2,3-Trichlorobenzene	<1.0		0.20	1.0
Surrogate	% Rec		Acceptance Limits	
1,2-Dichloroethane-d4 (Surr)	99		70 - 125	
Toluene-d8 (Surr)	106		75 - 120	
4-Bromofluorobenzene (Surr)	96		75 - 120	
Dibromofluoromethane	100		75 - 120	

Calculations are performed before rounding to avoid round-off errors in calculated results.

Quality Control Results

Client: Weston Solutions, Inc.

Job Number: 500-11401-1

Lab Control Spike - Batch: 500-38500

Method: 8260B

Preparation: 5030B

Lab Sample ID: LCS 500-38500/29

Analysis Batch: 500-38500

Instrument ID: Agilent 6890N GC - 5973N

Client Matrix: Water

Prep Batch: N/A

Lab File ID: 2S0521A.D

Dilution: 1.0

Units: ug/L

Initial Weight/Volume: 10 mL

Date Analyzed: 05/22/2008 0017

Final Weight/Volume: 10 mL

Date Prepared: 05/22/2008 0017

Analyte	Spike Amount	Result	% Rec.	Limit	Qual
Benzene	25.0	20.8	83	74 - 120	
Dichlorodifluoromethane	25.0	23.0	92	20 - 171	
Chloromethane	25.0	19.0	76	38 - 148	
Vinyl chloride	25.0	23.7	95	49 - 140	
Bromomethane	25.0	28.7	115	56 - 157	
Chloroethane	25.0	19.6	78	56 - 140	
Trichlorofluoromethane	25.0	21.8	87	48 - 134	
1,1-Dichloroethene	25.0	16.5	66	55 - 121	
Carbon disulfide	25.0	10.0	40	38 - 135	
Acetone	25.0	25.8	103	10 - 175	
Methylene Chloride	25.0	28.1	112	65 - 126	
trans-1,2-Dichloroethene	25.0	18.5	74	69 - 120	
1,1-Dichloroethane	25.0	16.4	65	69 - 120	*
2,2-Dichloropropane	25.0	17.4	69	57 - 127	
cis-1,2-Dichloroethene	25.0	21.3	85	76 - 124	
Methyl Ethyl Ketone	25.0	21.7	87	28 - 160	
Bromochloromethane	25.0	20.4	82	67 - 120	
Chloroform	25.0	21.6	87	70 - 120	
1,1,1-Trichloroethane	25.0	19.2	77	68 - 125	
1,1-Dichloropropene	25.0	20.1	80	68 - 120	
Carbon tetrachloride	25.0	18.8	75	61 - 128	
1,2-Dichloroethane	25.0	19.8	79	71 - 120	
Trichloroethene	25.0	22.1	89	69 - 120	
1,2-Dichloropropane	25.0	19.3	77	75 - 120	
Dibromomethane	25.0	21.6	86	73 - 120	
Bromodichloromethane	25.0	23.0	92	79 - 134	
cis-1,3-Dichloropropene	26.9	21.3	79	64 - 120	
methyl isobutyl ketone	25.0	23.4	94	38 - 172	
Toluene	25.0	21.6	86	78 - 120	
trans-1,3-Dichloropropene	24.3	19.6	81	65 - 120	
1,1,2-Trichloroethane	25.0	23.2	93	74 - 123	
Tetrachloroethene	25.0	21.5	86	65 - 120	
1,3-Dichloropropane	25.0	22.4	90	77 - 120	
2-Hexanone	25.0	22.5	90	39 - 158	
Dibromochloromethane	25.0	22.0	88	78 - 126	
1,2-Dibromoethane	25.0	22.4	90	77 - 120	
Chlorobenzene	25.0	21.7	87	78 - 120	
1,1,1,2-Tetrachloroethane	25.0	22.0	88	75 - 121	
Ethylbenzene	25.0	21.6	86	79 - 120	
m&p-Xylene	50.0	43.4	87	78 - 120	
o-Xylene	25.0	22.5	90	79 - 120	

Calculations are performed before rounding to avoid round-off errors in calculated results.

Quality Control Results

Client: Weston Solutions, Inc.

Job Number: 500-11401-1

Lab Control Spike - Batch: 500-38500

Method: 8260B
Preparation: 5030B

Lab Sample ID: LCS 500-38500/29
Client Matrix: Water
Dilution: 1.0
Date Analyzed: 05/22/2008 0017
Date Prepared: 05/22/2008 0017

Analysis Batch: 500-38500
Prep Batch: N/A
Units: ug/L

Instrument ID: Agilent 6890N GC - 5973N
Lab File ID: 2S0521A.D
Initial Weight/Volume: 10 mL
Final Weight/Volume: 10 mL

Analyte	Spike Amount	Result	% Rec.	Limit	Qual
Styrene	25.0	23.2	93	80 - 121	
Bromoform	25.0	22.5	90	58 - 122	
Isopropylbenzene	25.0	18.6	74	67 - 120	
Bromobenzene	25.0	21.3	85	74 - 120	
1,1,2,2-Tetrachloroethane	25.0	22.0	88	71 - 120	
1,2,3-Trichloropropane	25.0	21.6	86	71 - 120	
N-Propylbenzene	25.0	20.3	81	70 - 122	
2-Chlorotoluene	25.0	21.0	84	72 - 121	
1,3,5-Trimethylbenzene	25.0	20.7	83	75 - 120	
4-Chlorotoluene	25.0	20.2	81	71 - 119	
tert-Butylbenzene	25.0	21.2	85	74 - 122	
1,2,4-Trimethylbenzene	25.0	21.1	85	76 - 120	
sec-Butylbenzene	25.0	20.1	81	66 - 124	
1,3-Dichlorobenzene	25.0	21.1	85	76 - 120	
p-Isopropyltoluene	25.0	20.4	81	70 - 120	
1,4-Dichlorobenzene	25.0	20.4	82	74 - 120	
n-Butylbenzene	25.0	21.1	84	73 - 127	
1,2-Dichlorobenzene	25.0	21.7	87	76 - 120	
1,2-Dibromo-3-Chloropropane	25.0	18.4	74	59 - 120	
1,2,4-Trichlorobenzene	25.0	21.7	87	49 - 126	
Hexachlorobutadiene	25.0	22.1	89	52 - 128	
Naphthalene	25.0	20.5	82	54 - 120	
1,2,3-Trichlorobenzene	25.0	22.1	89	57 - 121	
Surrogate		% Rec		Acceptance Limits	
1,2-Dichloroethane-d4 (Surr)		100		70 - 125	
Toluene-d8 (Surr)		105		75 - 120	
4-Bromofluorobenzene (Surr)		101		75 - 120	
Dibromofluoromethane		101		75 - 120	

Calculations are performed before rounding to avoid round-off errors in calculated results.

Quality Control Results

Client: Weston Solutions, Inc.

Job Number: 500-11401-1

Method Blank - Batch: 500-38728

Method: 8260B

Preparation: 5030B

Lab Sample ID: MB 500-38728/28

Analysis Batch: 500-38728

Instrument ID: Agilent 6890N GC - 5973N

Client Matrix: Water

Prep Batch: N/A

Lab File ID: 2M0523.D

Dilution: 1.0

Units: ug/L

Initial Weight/Volume: 10 mL

Date Analyzed: 05/23/2008 0942

Final Weight/Volume: 10 mL

Date Prepared: 05/23/2008 0942

Analyte	Result	Qual	MDL	RL
Benzene	<1.0		0.16	1.0
Dichlorodifluoromethane	<1.0		0.29	1.0
Chloromethane	<1.0		0.33	1.0
Vinyl chloride	<1.0		0.23	1.0
Bromomethane	<1.0		0.44	1.0
Chloroethane	<1.0		0.45	1.0
Trichlorofluoromethane	<1.0		0.32	1.0
1,1-Dichloroethene	<1.0		0.22	1.0
Carbon disulfide	<5.0		0.39	5.0
Acetone	<5.0		1.2	5.0
Methylene Chloride	<2.0		0.99	2.0
trans-1,2-Dichloroethene	<1.0		0.17	1.0
1,1-Dichloroethane	<1.0		0.18	1.0
2,2-Dichloropropane	<1.0		0.30	1.0
cis-1,2-Dichloroethene	<1.0		0.21	1.0
Methyl Ethyl Ketone	<5.0		0.83	5.0
Bromochloromethane	<1.0		0.33	1.0
Chloroform	<1.0		0.13	1.0
1,1,1-Trichloroethane	<1.0		0.23	1.0
1,1-Dichloropropene	<1.0		0.17	1.0
Carbon tetrachloride	<1.0		0.21	1.0
1,2-Dichloroethane	<1.0		0.22	1.0
Trichloroethene	<1.0		0.20	1.0
1,2-Dichloropropane	<1.0		0.23	1.0
Dibromomethane	<1.0		0.31	1.0
Bromodichloromethane	<1.0		0.18	1.0
cis-1,3-Dichloropropene	<1.0		0.16	1.0
methyl isobutyl ketone	<5.0		0.58	5.0
Toluene	<1.0		0.16	1.0
trans-1,3-Dichloropropene	<1.0		0.13	1.0
1,1,2-Trichloroethane	<1.0		0.32	1.0
Tetrachloroethene	<1.0		0.14	1.0
1,3-Dichloropropane	<1.0		0.17	1.0
2-Hexanone	<5.0		0.77	5.0
Dibromochloromethane	<1.0		0.19	1.0
1,2-Dibromoethane	<1.0		0.24	1.0
Chlorobenzene	<1.0		0.17	1.0
1,1,1,2-Tetrachloroethane	<1.0		0.18	1.0
Ethylbenzene	<1.0		0.17	1.0
m&p-Xylene	<2.0		0.23	2.0
o-Xylene	<1.0		0.12	1.0

Calculations are performed before rounding to avoid round-off errors in calculated results.

Quality Control Results

Client: Weston Solutions, Inc.

Job Number: 500-11401-1

Method Blank - Batch: 500-38728

Method: 8260B
Preparation: 5030B

Lab Sample ID: MB 500-38728/28

Analysis Batch: 500-38728

Instrument ID: Agilent 6890N GC - 5973N

Client Matrix: Water

Prep Batch: N/A

Lab File ID: 2M0523.D

Dilution: 1.0

Units: ug/L

Initial Weight/Volume: 10 mL

Date Analyzed: 05/23/2008 0942

Final Weight/Volume: 10 mL

Date Prepared: 05/23/2008 0942

Analyte	Result	Qual	MDL	RL
Styrene	<1.0		0.15	1.0
Bromoform	<1.0		0.30	1.0
Isopropylbenzene	<1.0		0.14	1.0
Bromobenzene	<1.0		0.15	1.0
1,1,2,2-Tetrachloroethane	<1.0		0.25	1.0
1,2,3-Trichloropropane	<1.0		0.39	1.0
N-Propylbenzene	<1.0		0.11	1.0
2-Chlorotoluene	<1.0		0.16	1.0
1,3,5-Trimethylbenzene	<1.0		0.14	1.0
4-Chlorotoluene	<1.0		0.14	1.0
tert-Butylbenzene	<1.0		0.13	1.0
1,2,4-Trimethylbenzene	<1.0		0.12	1.0
sec-Butylbenzene	<1.0		0.14	1.0
1,3-Dichlorobenzene	<1.0		0.19	1.0
p-Isopropyltoluene	<1.0		0.12	1.0
1,4-Dichlorobenzene	<1.0		0.15	1.0
n-Butylbenzene	<1.0		0.13	1.0
1,2-Dichlorobenzene	<1.0		0.15	1.0
1,2-Dibromo-3-Chloropropane	<2.0		0.85	2.0
1,2,4-Trichlorobenzene	<1.0		0.20	1.0
Hexachlorobutadiene	<1.0		0.27	1.0
Naphthalene	<1.0		0.32	1.0
1,2,3-Trichlorobenzene	<1.0		0.20	1.0

Surrogate	% Rec	Acceptance Limits
1,2-Dichloroethane-d4 (Surr)	100	70 - 125
Toluene-d8 (Surr)	106	75 - 120
4-Bromofluorobenzene (Surr)	96	75 - 120
Dibromofluoromethane	93	75 - 120

Calculations are performed before rounding to avoid round-off errors in calculated results.

Quality Control Results

Client: Weston Solutions, Inc.

Job Number: 500-11401-1

Lab Control Spike - Batch: 500-38728

Method: 8260B
Preparation: 5030B

Lab Sample ID: LCS 500-38728/29
Client Matrix: Water
Dilution: 1.0
Date Analyzed: 05/23/2008 1005
Date Prepared: 05/23/2008 1005

Analysis Batch: 500-38728
Prep Batch: N/A
Units: ug/L

Instrument ID: Agilent 6890N GC - 5973N
Lab File ID: 2S0523.D
Initial Weight/Volume: 10 mL
Final Weight/Volume: 10 mL

Analyte	Spike Amount	Result	% Rec.	Limit	Qual
Benzene	25.0	23.3	93	74 - 120	
Dichlorodifluoromethane	25.0	31.7	127	20 - 171	
Chloromethane	25.0	21.8	87	38 - 148	
Vinyl chloride	25.0	26.3	105	49 - 140	
Bromomethane	25.0	31.0	124	56 - 157	
Chloroethane	25.0	21.4	86	56 - 140	
Trichlorofluoromethane	25.0	25.9	104	48 - 134	
1,1-Dichloroethene	25.0	18.5	74	55 - 121	
Carbon disulfide	25.0	10.8	43	38 - 135	
Acetone	25.0	23.6	95	10 - 175	
Methylene Chloride	25.0	21.9	88	65 - 126	
trans-1,2-Dichloroethene	25.0	20.2	81	69 - 120	
1,1-Dichloroethane	25.0	17.9	72	69 - 120	
2,2-Dichloropropane	25.0	21.2	85	57 - 127	
cis-1,2-Dichloroethene	25.0	23.0	92	76 - 124	
Methyl Ethyl Ketone	25.0	22.1	89	28 - 160	
Bromochloromethane	25.0	20.0	80	67 - 120	
Chloroform	25.0	23.2	93	70 - 120	
1,1,1-Trichloroethane	25.0	22.3	89	68 - 125	
1,1-Dichloropropene	25.0	22.1	88	68 - 120	
Carbon tetrachloride	25.0	22.9	92	61 - 128	
1,2-Dichloroethane	25.0	23.1	92	71 - 120	
Trichloroethene	25.0	26.0	104	69 - 120	
1,2-Dichloropropane	25.0	21.3	85	75 - 120	
Dibromomethane	25.0	24.8	99	73 - 120	
Bromodichloromethane	25.0	25.5	102	79 - 134	
cis-1,3-Dichloropropene	26.9	24.2	90	64 - 120	
methyl isobutyl ketone	25.0	24.6	98	38 - 172	
Toluene	25.0	24.8	99	78 - 120	
trans-1,3-Dichloropropene	24.3	22.8	94	65 - 120	
1,1,2-Trichloroethane	25.0	24.7	99	74 - 123	
Tetrachloroethene	25.0	26.7	107	65 - 120	
1,3-Dichloropropane	25.0	25.3	101	77 - 120	
2-Hexanone	25.0	23.1	92	39 - 158	
Dibromochloromethane	25.0	25.5	102	78 - 126	
1,2-Dibromoethane	25.0	25.0	100	77 - 120	
Chlorobenzene	25.0	25.3	101	78 - 120	
1,1,1,2-Tetrachloroethane	25.0	25.6	102	75 - 121	
Ethylbenzene	25.0	25.6	103	79 - 120	
m&p-Xylene	50.0	51.6	103	78 - 120	
o-Xylene	25.0	26.1	104	79 - 120	

Calculations are performed before rounding to avoid round-off errors in calculated results.

Quality Control Results

Client: Weston Solutions, Inc.

Job Number: 500-11401-1

Lab Control Spike - Batch: 500-38728

Method: 8260B
Preparation: 5030B

Lab Sample ID: LCS 500-38728/29
Client Matrix: Water
Dilution: 1.0
Date Analyzed: 05/23/2008 1005
Date Prepared: 05/23/2008 1005

Analysis Batch: 500-38728
Prep Batch: N/A
Units: ug/L

Instrument ID: Agilent 6890N GC - 5973N
Lab File ID: 2S0523.D
Initial Weight/Volume: 10 mL
Final Weight/Volume: 10 mL

Analyte	Spike Amount	Result	% Rec.	Limit	Qual
Styrene	25.0	26.5	106	80 - 121	
Bromoform	25.0	26.0	104	58 - 122	
Isopropylbenzene	25.0	21.4	86	67 - 120	
Bromobenzene	25.0	23.6	94	74 - 120	
1,1,2,2-Tetrachloroethane	25.0	23.5	94	71 - 120	
1,2,3-Trichloropropane	25.0	23.6	95	71 - 120	
N-Propylbenzene	25.0	23.8	95	70 - 122	
2-Chlorotoluene	25.0	23.7	95	72 - 121	
1,3,5-Trimethylbenzene	25.0	23.6	94	75 - 120	
4-Chlorotoluene	25.0	22.8	91	71 - 119	
tert-Butylbenzene	25.0	24.4	98	74 - 122	
1,2,4-Trimethylbenzene	25.0	23.9	95	76 - 120	
sec-Butylbenzene	25.0	23.8	95	66 - 124	
1,3-Dichlorobenzene	25.0	23.6	94	76 - 120	
p-Isopropyltoluene	25.0	23.7	95	70 - 120	
1,4-Dichlorobenzene	25.0	22.8	91	74 - 120	
n-Butylbenzene	25.0	25.2	101	73 - 127	
1,2-Dichlorobenzene	25.0	23.9	96	76 - 120	
1,2-Dibromo-3-Chloropropane	25.0	21.4	86	59 - 120	
1,2,4-Trichlorobenzene	25.0	24.2	97	49 - 126	
Hexachlorobutadiene	25.0	25.3	101	52 - 128	
Naphthalene	25.0	22.1	89	54 - 120	
1,2,3-Trichlorobenzene	25.0	23.7	95	57 - 121	
Surrogate			% Rec	Acceptance Limits	
1,2-Dichloroethane-d4 (Surr)			97	70 - 125	
Toluene-d8 (Surr)			105	75 - 120	
4-Bromofluorobenzene (Surr)			103	75 - 120	
Dibromofluoromethane			96	75 - 120	

Calculations are performed before rounding to avoid round-off errors in calculated results.

Quality Control Results

Client: Weston Solutions, Inc.

Job Number: 500-11401-1

Method: Blank - Batch: 500-38776

Method: 8260B
Preparation: 5030B

Lab Sample ID: MB 500-38776/30

Analysis Batch: 500-38776

Instrument ID: Agilent 6890N GC - 5973N

Client Matrix: Water

Prep Batch: N/A

Lab File ID: 2M0525.D

Dilution: 1.0

Units: ug/L

Initial Weight/Volume: 10 mL

Date Analyzed: 05/25/2008 1220

Final Weight/Volume: 10 mL

Date Prepared: 05/25/2008 1220

Analyte	Result	Qual	MDL	RL
Benzene	<1.0		0.16	1.0
Dichlorodifluoromethane	<1.0		0.29	1.0
Chloromethane	<1.0		0.33	1.0
Vinyl chloride	<1.0		0.23	1.0
Bromomethane	<1.0		0.44	1.0
Chloroethane	<1.0		0.45	1.0
Trichlorofluoromethane	<1.0		0.32	1.0
1,1-Dichloroethene	<1.0		0.22	1.0
Carbon disulfide	<5.0		0.39	5.0
Acetone	<5.0		1.2	5.0
Methylene Chloride	<2.0		0.99	2.0
trans-1,2-Dichloroethene	<1.0		0.17	1.0
1,1-Dichloroethane	<1.0		0.18	1.0
2,2-Dichloropropane	<1.0		0.30	1.0
cis-1,2-Dichloroethene	<1.0		0.21	1.0
Methyl Ethyl Ketone	<5.0		0.83	5.0
Bromochloromethane	<1.0		0.33	1.0
Chloroform	<1.0		0.13	1.0
1,1,1-Trichloroethane	<1.0		0.23	1.0
1,1-Dichloropropene	<1.0		0.17	1.0
Carbon tetrachloride	<1.0		0.21	1.0
1,2-Dichloroethane	<1.0		0.22	1.0
Trichloroethene	<1.0		0.20	1.0
1,2-Dichloropropane	<1.0		0.23	1.0
Dibromomethane	<1.0		0.31	1.0
Bromodichloromethane	<1.0		0.18	1.0
cis-1,3-Dichloropropene	<1.0		0.16	1.0
methyl isobutyl ketone	<5.0		0.58	5.0
Toluene	<1.0		0.16	1.0
trans-1,3-Dichloropropene	<1.0		0.13	1.0
1,1,2-Trichloroethane	<1.0		0.32	1.0
Tetrachloroethene	<1.0		0.14	1.0
1,3-Dichloropropane	<1.0		0.17	1.0
2-Hexanone	<5.0		0.77	5.0
Dibromochloromethane	<1.0		0.19	1.0
1,2-Dibromoethane	<1.0		0.24	1.0
Chlorobenzene	<1.0		0.17	1.0
1,1,1,2-Tetrachloroethane	<1.0		0.18	1.0
Ethylbenzene	<1.0		0.17	1.0
m&p-Xylene	<2.0		0.23	2.0
o-Xylene	<1.0		0.12	1.0

Calculations are performed before rounding to avoid round-off errors in calculated results.

Quality Control Results

Client: Weston Solutions, Inc.

Job Number: 500-11401-1

Method Blank - Batch: 500-38776

Method: 8260B
Preparation: 5030B

Lab Sample ID: MB 500-38776/30
Client Matrix: Water
Dilution: 1.0
Date Analyzed: 05/25/2008 1220
Date Prepared: 05/25/2008 1220

Analysis Batch: 500-38776
Prep Batch: N/A
Units: ug/L

Instrument ID: Agilent 6890N.GC - 5973N
Lab File ID: 2M0525.D
Initial Weight/Volume: 10 mL
Final Weight/Volume: 10 mL

Analyte	Result	Qual	MDL	RL
Styrene	<1.0		0.15	1.0
Bromoform	<1.0		0.30	1.0
Isopropylbenzene	<1.0		0.14	1.0
Bromobenzene	<1.0		0.15	1.0
1,1,2,2-Tetrachloroethane	<1.0		0.25	1.0
1,2,3-Trichloropropane	<1.0		0.39	1.0
N-Propylbenzene	<1.0		0.11	1.0
2-Chlorotoluene	<1.0		0.16	1.0
1,3,5-Trimethylbenzene	<1.0		0.14	1.0
4-Chlorotoluene	<1.0		0.14	1.0
tert-Butylbenzene	<1.0		0.13	1.0
1,2,4-Trimethylbenzene	<1.0		0.12	1.0
sec-Butylbenzene	<1.0		0.14	1.0
1,3-Dichlorobenzene	<1.0		0.19	1.0
p-Isopropyltoluene	<1.0		0.12	1.0
1,4-Dichlorobenzene	<1.0		0.15	1.0
n-Butylbenzene	<1.0		0.13	1.0
1,2-Dichlorobenzene	<1.0		0.15	1.0
1,2-Dibromo-3-Chloropropane	<2.0		0.85	2.0
1,2,4-Trichlorobenzene	<1.0		0.20	1.0
Hexachlorobutadiene	<1.0		0.27	1.0
Naphthalene	<1.0		0.32	1.0
1,2,3-Trichlorobenzene	<1.0		0.20	1.0

Surrogate	% Rec	Acceptance Limits
1,2-Dichloroethane-d4 (Surr)	99	70 - 125
Toluene-d8 (Surr)	105	75 - 120
4-Bromofluorobenzene (Surr)	97	75 - 120
Dibromofluoromethane	91	75 - 120

Calculations are performed before rounding to avoid round-off errors in calculated results.

Quality Control Results

Client: Weston Solutions, Inc.

Job Number: 500-11401-1

Lab Control Spike - Batch: 500-38776

Method: 8260B

Preparation: 5030B

Lab Sample ID: LCS 500-38776/31
 Client Matrix: Water
 Dilution: 1.0
 Date Analyzed: 05/25/2008 1243
 Date Prepared: 05/25/2008 1243

Analysis Batch: 500-38776
 Prep Batch: N/A
 Units: ug/L

Instrument ID: Agilent 6890N GC - 5973N
 Lab File ID: 2S0525.D
 Initial Weight/Volume: 10 mL
 Final Weight/Volume: 10 mL

Analyte	Spike Amount	Result	% Rec.	Limit	Qual
Benzene	25.0	23.8	95	74 - 120	
Dichlorodifluoromethane	25.0	31.2	125	20 - 171	
Chloromethane	25.0	21.9	88	38 - 148	
Vinyl chloride	25.0	26.2	105	49 - 140	
Bromomethane	25.0	32.7	131	56 - 157	
Chloroethane	25.0	22.0	88	56 - 140	
Trichlorofluoromethane	25.0	26.3	105	48 - 134	
1,1-Dichloroethene	25.0	22.1	88	55 - 121	
Carbon disulfide	25.0	14.3	57	38 - 135	
Acetone	25.0	39.0	156	10 - 175	
Methylene Chloride	25.0	22.3	89	65 - 126	
trans-1,2-Dichloroethene	25.0	21.3	85	69 - 120	
1,1-Dichloroethane	25.0	18.1	73	69 - 120	
2,2-Dichloropropane	25.0	21.0	84	57 - 127	
cis-1,2-Dichloroethene	25.0	22.1	88	76 - 124	
Methyl Ethyl Ketone	25.0	23.8	95	28 - 160	
Bromochloromethane	25.0	19.5	78	67 - 120	
Chloroform	25.0	22.6	90	70 - 120	
1,1,1-Trichloroethane	25.0	21.8	87	68 - 125	
1,1-Dichloropropene	25.0	22.8	91	68 - 120	
Carbon tetrachloride	25.0	23.9	95	61 - 128	
1,2-Dichloroethane	25.0	22.9	92	71 - 120	
Trichloroethene	25.0	25.6	102	69 - 120	
1,2-Dichloropropane	25.0	21.0	84	75 - 120	
Dibromomethane	25.0	24.4	97	73 - 120	
Bromodichloromethane	25.0	25.4	102	79 - 134	
cis-1,3-Dichloropropene	26.9	23.7	88	64 - 120	
methyl isobutyl ketone	25.0	24.5	98	38 - 172	
Toluene	25.0	24.8	99	78 - 120	
trans-1,3-Dichloropropene	24.3	21.7	89	65 - 120	
1,1,2-Trichloroethane	25.0	22.8	91	74 - 123	
Tetrachloroethene	25.0	26.3	105	65 - 120	
1,3-Dichloropropane	25.0	24.7	99	77 - 120	
2-Hexanone	25.0	27.2	109	39 - 158	
Dibromochloromethane	25.0	25.0	100	78 - 126	
1,2-Dibromoethane	25.0	24.5	98	77 - 120	
Chlorobenzene	25.0	23.7	95	78 - 120	
1,1,1,2-Tetrachloroethane	25.0	24.5	98	75 - 121	
Ethylbenzene	25.0	24.4	98	79 - 120	
m&p-Xylene	50.0	49.4	99	78 - 120	
o-Xylene	25.0	25.0	100	79 - 120	

Calculations are performed before rounding to avoid round-off errors in calculated results.

Quality Control Results

Client: Weston Solutions, Inc.

Job Number: 500-11401-1

Lab Control Spike - Batch: -500-38776

Method: 8260B
Preparation: 5030B

Lab Sample ID: LCS 500-38776/31
Client Matrix: Water
Dilution: 1.0
Date Analyzed: 05/25/2008 1243
Date Prepared: 05/25/2008 1243

Analysis Batch: 500-38776
Prep Batch: N/A
Units: ug/L

Instrument ID: Agilent 6890N GC - 5973N
Lab File ID: 2S0525.D
Initial Weight/Volume: 10 mL
Final Weight/Volume: 10 mL

Analyte	Spike Amount	Result	% Rec.	Limit	Qual
Styrene	25.0	25.6	102	80 - 121	
Bromoform	25.0	25.5	102	58 - 122	
Isopropylbenzene	25.0	20.9	83	67 - 120	
Bromobenzene	25.0	22.9	92	74 - 120	
1,1,2,2-Tetrachloroethane	25.0	22.9	92	71 - 120	
1,2,3-Trichloropropane	25.0	22.0	88	71 - 120	
N-Propylbenzene	25.0	22.9	92	70 - 122	
2-Chlorotoluene	25.0	22.8	91	72 - 121	
1,3,5-Trimethylbenzene	25.0	22.8	91	75 - 120	
4-Chlorotoluene	25.0	21.9	88	71 - 119	
tert-Butylbenzene	25.0	23.5	94	74 - 122	
1,2,4-Trimethylbenzene	25.0	22.9	92	76 - 120	
sec-Butylbenzene	25.0	22.6	91	66 - 124	
1,3-Dichlorobenzene	25.0	22.5	90	76 - 120	
p-Isopropyltoluene	25.0	22.6	90	70 - 120	
1,4-Dichlorobenzene	25.0	21.9	87	74 - 120	
n-Butylbenzene	25.0	23.6	94	73 - 127	
1,2-Dichlorobenzene	25.0	22.5	90	76 - 120	
1,2-Dibromo-3-Chloropropane	25.0	19.2	77	59 - 120	
1,2,4-Trichlorobenzene	25.0	22.8	91	49 - 126	
Hexachlorobutadiene	25.0	24.4	98	52 - 128	
Naphthalene	25.0	19.6	78	54 - 120	
1,2,3-Trichlorobenzene	25.0	22.4	90	57 - 121	
Surrogate		% Rec		Acceptance Limits	
1,2-Dichloroethane-d4 (Surr)		101		70 - 125	
Toluene-d8 (Surr)		109		75 - 120	
4-Bromofluorobenzene (Surr)		103		75 - 120	
Dibromofluoromethane		92		75 - 120	

Calculations are performed before rounding to avoid round-off errors in calculated results.

TestAmerica

TestAmerica
2417 Bond Street
University Park, IL 60466
708.534.5200

THE LEADER IN ENVIRONMENTAL TESTING

Sampler ID _____

Temperature on Receipt 3A

Drinking Water? Yes No

Chain of Custody Record
500-11401

05/29/2008

TAL-4124-900 (1107)

Client Black + Decker/Weston
Address _____

Project Manager Tom Cornuet
Telephone Number (Area Code)/Fax Number _____

Date 5/16/08
Lab Number _____

Chain of Custody Number _____
Page 1 of 3

City HAMPSTEAD State MD Zip Code _____

Site Contact Greg Flasiwski Lab Contact _____
Carrier/Waybill Number _____

Project Name and Location (State) Weston/Black + Decker/Hampstead, MD
Contract/Purchase Order/Quote No. _____

Analysis (Attach list if more space is needed)

Special Instructions/
Conditions of Receipt

Sample I.D. No. and Description (Containers for each sample may be combined on one line)	Date	Time	Matrix				Containers & Preservatives						V G C				
			AP	Aqueous	Ser.	Soil	Unpres.	H2SO4	HNO3	HCl	NaOH	ZnAc/NaOH					
1 RFW-1A	5/15/08	857		X													
2 RFW-1B	5/16/08	800															
3 RFW-2A	5/15/08	740															
4 RFW-2B	5/15/08	820															
5 RFW-3B	5/16/08	735															
6 RFW-4A	5/16/08	950															
7 RFW-4A DUP	5/16/08	950															
8 RFW-4B	5/16/08	1030															
9 RFW-6	5/16/08	745															
10 RFW-7	5/15/08	935															
11 RFW-9	5/15/08	1650															
12 RFW-11B	5/16/08	1315															

Page 84 of 87

Possible Hazard Identification
 Non-Hazard Flammable Skin Irritant Poison B Unknown
 Sample Disposal: Return To Client Disposal By Lab Archive For _____ Months (A fee may be assessed if samples are retained longer than 1 month)

Turn Around Time Required:
 24 Hours 48 Hours 7 Days 14 Days 21 Days Other _____
 QC Requirements (Specify)

1. Relinquished By <u>[Signature]</u>	Date <u>5/16/08</u> Time <u>1600</u>	1. Received By <u>[Signature]</u>	Date <u>5/17/08</u> Time <u>0915</u>
2. Relinquished By _____	Date _____ Time _____	2. Received By _____	Date _____ Time _____
3. Relinquished By _____	Date _____ Time _____	3. Received By _____	Date _____ Time _____

Comments _____

TestAmerica

TestAmerica
2417 Bond Street
University Park, IL 60466
708.534.5200

THE LEADER IN ENVIRONMENTAL TESTING

Sampler ID _____

Temperature on Receipt _____

Drinking Water? Yes No

Chain of Custody Record

500-11401

05/29/2008

TAL-4124-500 (1107)



Client Black + Decker / Weston Solutions		Project Manager Tom CORNUET		Date 5/16/08	Chain of Custody Number
Address		Telephone Number (Area Code)/Fax Number		Lab Number	Page 2 of 3

City Hampstead	State MD	Zip Code	Site Contact Greg Flasiński	Lab Contact	Analysis (Attach list if more space is needed)	Special Instructions/ Conditions of Receipt
Project Name and Location (State) Black + Decker			Carrier/waybill Number			
Contract/Purchase Order/Quote No.						

Sample I.D. No. and Description (Containers for each sample may be combined on one line)	Date	Time	Matrix				Containers & Preservatives						VOC			
			Air	Aqueous	Sed.	Soil	Unpres.	H2SO4	HNO3	HCl	MeOH	ZnAc2		MeOH		
13 RFW-12B	5-16-08	1030		X												
14 RFW-13	5-15-08	1515														
15 RFW-17		1030														
6 RFW-20 Leister - 1		1200														
7 RFW-21 Leister - Dairy		1205														
18 EW-10		1815														
19 EW-2	5-16-08	1130														
20 EW-3	5-16-08	1210														
21 EW-4	5-16-08	815														
22 EW-5	5-15-08	850														
23 EW-6		1810														
24 EW-7		1800														

Possible Hazard Identification <input type="checkbox"/> Non-Hazard <input type="checkbox"/> Flammable <input type="checkbox"/> Skin Irritant <input type="checkbox"/> Poison B <input type="checkbox"/> Unknown	Sample Disposal <input type="checkbox"/> Return To Client <input type="checkbox"/> Disposal By Lab <input type="checkbox"/> Archive For _____ Months	(A fee may be assessed if samples are retained longer than 1 month)
--	---	---

Turn Around Time Required <input type="checkbox"/> 24 Hours <input type="checkbox"/> 48 Hours <input type="checkbox"/> 7 Days <input type="checkbox"/> 14 Days <input type="checkbox"/> 21 Days <input type="checkbox"/> Other _____	QC Requirements (Specify)
---	---------------------------

1. Relinquished By 	Date 5/16/08	Time 1600	1. Received By 	Date 5/17/08	Time 0915
2. Relinquished By	Date	Time	2. Received By	Date	Time
3. Relinquished By	Date	Time	3. Received By	Date	Time

Comments _____

DISTRIBUTION: WHITE - Returned to Client with Report; CANARY - Stays with the Sample; PINK - Field Copy

Page 85 of 87

TestAmerica

TestAmerica
2417 Bond Street
University Park, IL 60466
708.534.5200

THE LEADER IN ENVIRONMENTAL TESTING

TAL-4124-500 (11/07)

Sampler ID _____

Temperature on Receipt _____

Drinking Water? Yes No

Chain of Custody Record

500-11401

05/29/2008

Client Black + Decker / Weston		Project Manager Tom Carnuet		Date 5/16/08	Chain of Custody Number
Address		Telephone Number (Area Code)/Fax Number		Lab Number	Page 3 of 3

City West Chester	State PA	Zip Code	Site Contact	Lab Contact	Analysis (Attach list if more space is needed)
Project Name and Location (State) Black + Decker / Hampstead MD			Carrier/Waybill Number		

Sample I.D. No. and Description (Containers for each sample may be combined on one line)	Date	Time	Matrix				Containers & Preservatives						Special Instructions/ Conditions of Receipt		
			Air	Aqueous	Sed.	Soil	Unpres.	H2SO4	HNO3	HCl	NaOH	ZnAc		NaCl	
26 EW-8	5-15-08	1750	X												VOC
26 EW-9	L	1740													
27 EW-9 DUP	L	1740													
28 HAMP-22															
28 HAMP-22															
28 TRIP BLANK	5/15/08	0700													

Page 86 of 87

Possible Hazard Identification	Sample Disposal	(A fee may be assessed if samples are retained longer than 1 month)
<input type="checkbox"/> Non-Hazard <input type="checkbox"/> Flammable <input type="checkbox"/> Skin Irritant <input type="checkbox"/> Poison B <input type="checkbox"/> Unknown	<input type="checkbox"/> Return To Client <input type="checkbox"/> Disposal By Lab <input type="checkbox"/> Archive For _____ Months	

Turn Around Time Required	QC Requirements (Specify)
<input type="checkbox"/> 24 Hours <input type="checkbox"/> 48 Hours <input type="checkbox"/> 7 Days <input type="checkbox"/> 14 Days <input type="checkbox"/> 21 Days <input type="checkbox"/> Other: _____	

1. Relinquished By	Date 5/16/08	Time 1600	1. Received By	Date 5/17/08	Time 0915
2. Relinquished By	Date	Time	2. Received By	Date	Time
3. Relinquished By	Date	Time	3. Received By	Date	Time

Comments

Login Sample Receipt Check List

Client: Weston Solutions, Inc.

Job Number: 500-11401-1

Login Number: 11401

List Source: TestAmerica Chicago

Creator: Lunt, Jeff T

List Number: 1

Question	T / F / NA	Comment
Radioactivity either was not measured or, if measured, is at or below background	True	
The cooler's custody seal, if present, is intact.	True	
The cooler or samples do not appear to have been compromised or tampered with.	True	
Samples were received on ice.	True	3.4
Cooler Temperature is acceptable.	True	
Cooler Temperature is recorded.	True	
COC is present.	True	
COC is filled out in ink and legible.	True	
COC is filled out with all pertinent information.	True	
There are no discrepancies between the sample IDs on the containers and the COC.	True	
Samples are received within Holding Time.	True	
Sample containers have legible labels.	True	
Containers are not broken or leaking.	True	
Sample collection date/times are provided.	True	
Appropriate sample containers are used.	True	
Sample bottles are completely filled.	True	
There is sufficient vol. for all requested analyses, incl. any requested MS/MSDs	True	
VOA sample vials do not have headspace or bubble is <6mm (1/4") in diameter.	True	
If necessary, staff have been informed of any short hold time or quick TAT needs	True	
Multiphasic samples are not present.	True	
Samples do not require splitting or compositing.	True	

ANALYTICAL REPORT

Job Number: 680-36871-1

Job Description: Black & Decker

For:


Weston Solutions, Inc.

1400 Weston Way

PO BOX 2653

West Chester, PA 19380

Attention: Mr. Tom Cornuet



Abbie Page

Project Manager I

abbie.page@testamericainc.com

06/03/2008

The test results in this report meet all NELAP requirements for parameters for which accreditation is required or available. Any exceptions to NELAP requirements are noted in this report. Pursuant to NELAP, this report may not be reproduced, except in full, without the written approval of the laboratory. All questions regarding this report should be directed to the TestAmerica Project Manager who signed this report.

TestAmerica Laboratories, Inc.

TestAmerica Savannah 5102 LaRoche Avenue, Savannah, GA 31404

Tel (912) 354-7858 Fax (912) 352-0165 www.testamericainc.com



METHOD SUMMARY

Client: Weston Solutions, Inc.

Job Number: 680-36871-1

Description	Lab Location	Method	Preparation Method
Matrix Water			
Purgeable Organic Compounds in Water by GC/MS	TAL SAV	EPA-DW 524.2	

Lab References:

TAL SAV = TestAmerica Savannah

Method References:

EPA-DW = "Methods For The Determination Of Organic Compounds In Drinking Water", EPA/600/4-88/039, December 1988 And Its Supplements.

SAMPLE SUMMARY

Client: Weston Solutions, Inc.

Job Number: 680-36871-1

<u>Lab Sample ID</u>	<u>Client Sample ID</u>	<u>Client Matrix</u>	<u>Date/Time Sampled</u>	<u>Date/Time Received</u>
680-36871-1	HAMP-22	Drinking Water	05/16/2008 0940	05/17/2008 0945
680-36871-2	HAMP-23	Drinking Water	05/16/2008 0945	05/17/2008 0945
680-36871-3	RFW-20	Drinking Water	05/15/2008 0945	05/17/2008 0945
680-36871-4	RFW-21	Drinking Water	05/15/2008 1240	05/17/2008 0945
680-36871-5TB	Trip Blank	Drinking Water	05/15/2008 0800	05/17/2008 0945

Analytical Data

Client: Weston Solutions, Inc.

Job Number: 680-36871-1

Client Sample ID: HAMP-22

Lab Sample ID: 680-36871-1
Client Matrix: Drinking WaterDate Sampled: 05/16/2008 0940
Date Received: 05/17/2008 0945

524.2 Purgeable Organic Compounds in Water by GC/MS

Method:	524.2	Analysis Batch: 680-106837	Instrument ID:	GC/MS Volatiles - U
Preparation:	N/A		Lab File ID:	u052216.d
Dilution:	1.0		Initial Weight/Volume:	5 mL
Date Analyzed:	05/22/2008 1214		Final Weight/Volume:	5 mL
Date Prepared:	N/A			

Analyte	Result (ug/L)	Qualifier	MDL	RL
Acetone	<10		2.1	10
Benzene	<0.50		0.19	0.50
Bromobenzene	<0.50		0.13	0.50
Bromoform	<0.50		0.17	0.50
Bromomethane	<1.0		0.49	1.0
Carbon tetrachloride	<0.50		0.38	0.50
Chlorobenzene	<0.50		0.19	0.50
Chlorobromomethane	<0.50		0.27	0.50
Chlorodibromomethane	<0.50		0.16	0.50
Chloroethane	<1.0		0.36	1.0
Chloroform	<0.50		0.20	0.50
Chloromethane	<0.50		0.31	0.50
2-Chlorotoluene	<0.50		0.18	0.50
4-Chlorotoluene	<0.50		0.18	0.50
cis-1,2-Dichloroethene	<0.50		0.25	0.50
cis-1,3-Dichloropropene	<0.50		0.16	0.50
1,2-Dibromo-3-Chloropropane	<0.50		0.29	0.50
Dibromomethane	<0.50		0.18	0.50
1,2-Dichlorobenzene	<0.50		0.23	0.50
1,3-Dichlorobenzene	<0.50		0.19	0.50
1,4-Dichlorobenzene	<0.50		0.17	0.50
Dichlorobromomethane	<0.50		0.19	0.50
Dichlorodifluoromethane	<0.50		0.46	0.50
1,1-Dichloroethane	<0.50		0.23	0.50
1,2-Dichloroethane	<0.50		0.19	0.50
1,1-Dichloroethene	<0.50		0.24	0.50
1,2-Dichloropropane	<0.50		0.22	0.50
1,3-Dichloropropane	<0.50		0.19	0.50
2,2-Dichloropropane	<0.50		0.33	0.50
1,1-Dichloropropene	<0.50		0.19	0.50
1,3-Dichloropropene, Total	<0.50		0.37	0.50
Diisopropyl ether	<0.50		0.16	0.50
Ethylbenzene	<0.50		0.18	0.50
Ethylene Dibromide	<0.50		0.27	0.50
Freon 113	<0.50		0.22	0.50
Hexachlorobutadiene	<0.50		0.20	0.50
2-Hexanone	<10		5.0	10
Isopropylbenzene	<0.50		0.15	0.50
4-Isopropyltoluene	<0.50		0.15	0.50
Methylene Chloride	<0.50		0.21	0.50
2-Butanone (MEK)	<10		5.0	10
4-Methyl-2-pentanone (MIBK)	<10		5.0	10
m-Xylene & p-Xylene	<0.50		0.34	0.50
Naphthalene	<1.0		0.13	1.0

Analytical Data

Client: Weston Solutions, Inc.

Job Number: 680-36871-1

Client Sample ID: HAMP-22

Lab Sample ID: 680-36871-1
 Client Matrix: Drinking Water

Date Sampled: 05/16/2008 0940
 Date Received: 05/17/2008 0945

524.2 Purgeable Organic Compounds in Water by GC/MS

Method: 524.2 Analysis Batch: 680-106837 Instrument ID: GC/MS Volatiles - U
 Preparation: N/A Lab File ID: u052216.d
 Dilution: 1.0 Initial Weight/Volume: 5 mL
 Date Analyzed: 05/22/2008 1214 Final Weight/Volume: 5 mL
 Date Prepared: N/A

Analyte	Result (ug/L)	Qualifier	MDL	RL
n-Butylbenzene	<0.50		0.14	0.50
N-Propylbenzene	<0.50		0.19	0.50
o-Xylene	<0.50		0.11	0.50
sec-Butylbenzene	<0.50		0.17	0.50
Styrene	<0.50		0.30	0.50
Tert-amyl methyl ether	<0.50		0.091	0.50
tert-Butyl alcohol	<2.0		1.1	2.0
tert-Butylbenzene	<0.50		0.17	0.50
Tert-butyl ethyl ether	<0.50		0.11	0.50
1,1,1,2-Tetrachloroethane	<0.50		0.20	0.50
1,1,2,2-Tetrachloroethane	<0.50		0.15	0.50
Tetrachloroethene	<0.50		0.22	0.50
Toluene	<0.50		0.21	0.50
trans-1,2-Dichloroethene	<0.50		0.22	0.50
trans-1,3-Dichloropropene	<0.50		0.21	0.50
1,2,3-Trichlorobenzene	<0.50		0.12	0.50
1,2,4-Trichlorobenzene	<0.50		0.10	0.50
1,1,1-Trichloroethane	<0.50		0.16	0.50
1,1,2-Trichloroethane	<0.50		0.25	0.50
Trichloroethene	<0.50		0.20	0.50
Trichlorofluoromethane	<0.50		0.31	0.50
1,2,3-Trichloropropane	<0.50		0.22	0.50
Trihalomethanes, Total	<0.50		0.16	0.50
1,2,4-Trimethylbenzene	<0.50		0.17	0.50
1,3,5-Trimethylbenzene	<0.50		0.17	0.50
Vinyl chloride	<0.50		0.29	0.50
Xylenes, Total	<0.50		0.44	0.50

Surrogate	%Rec	Acceptance Limits
4-Bromofluorobenzene	82	70 - 130
1,2-Dichlorobenzene-d4	85	70 - 130

Analytical Data

Client: Weston Solutions, Inc.

Job Number: 680-36871-1

Client Sample ID: HAMP-23

Lab Sample ID: 680-36871-2
 Client Matrix: Drinking Water

Date Sampled: 05/16/2008 0945
 Date Received: 05/17/2008 0945

524.2 Purgeable Organic Compounds in Water by GC/MS

Method: 524.2 Analysis Batch: 680-106837 Instrument ID: GC/MS Volatiles - U
 Preparation: N/A Lab File ID: u052204.d
 Dilution: 1.0 Initial Weight/Volume: 5 mL
 Date Analyzed: 05/22/2008 0806 Final Weight/Volume: 5 mL
 Date Prepared: N/A

Analyte	Result (ug/L)	Qualifier	MDL	RL
Acetone	<10		2.1	10
Benzene	<0.50		0.19	0.50
Bromobenzene	<0.50		0.13	0.50
Bromoform	<0.50		0.17	0.50
Bromomethane	<1.0		0.49	1.0
Carbon tetrachloride	<0.50		0.38	0.50
Chlorobenzene	<0.50		0.19	0.50
Chlorobromomethane	<0.50		0.27	0.50
Chlorodibromomethane	<0.50		0.16	0.50
Chloroethane	<1.0		0.36	1.0
Chloroform	<0.50		0.20	0.50
Chloromethane	<0.50		0.31	0.50
2-Chlorotoluene	<0.50		0.18	0.50
4-Chlorotoluene	<0.50		0.18	0.50
cis-1,2-Dichloroethene	<0.50		0.25	0.50
cis-1,3-Dichloropropene	<0.50		0.16	0.50
1,2-Dibromo-3-Chloropropane	<0.50		0.29	0.50
Dibromomethane	<0.50		0.18	0.50
1,2-Dichlorobenzene	<0.50		0.23	0.50
1,3-Dichlorobenzene	<0.50		0.19	0.50
1,4-Dichlorobenzene	<0.50		0.17	0.50
Dichlorobromomethane	<0.50		0.19	0.50
Dichlorodifluoromethane	<0.50		0.46	0.50
1,1-Dichloroethane	<0.50		0.23	0.50
1,2-Dichloroethane	<0.50		0.19	0.50
1,1-Dichloroethene	<0.50		0.24	0.50
1,2-Dichloropropane	<0.50		0.22	0.50
1,3-Dichloropropane	<0.50		0.19	0.50
2,2-Dichloropropane	<0.50		0.33	0.50
1,1-Dichloropropene	<0.50		0.19	0.50
1,3-Dichloropropene, Total	<0.50		0.37	0.50
Diisopropyl ether	<0.50		0.16	0.50
Ethylbenzene	<0.50		0.18	0.50
Ethylene Dibromide	<0.50		0.27	0.50
Freon 113	<0.50		0.22	0.50
Hexachlorobutadiene	<0.50		0.20	0.50
2-Hexanone	<10		5.0	10
Isopropylbenzene	<0.50		0.15	0.50
4-Isopropyltoluene	<0.50		0.15	0.50
Methylene Chloride	<0.50		0.21	0.50
2-Butanone (MEK)	<10		5.0	10
4-Methyl-2-pentanone (MIBK)	<10		5.0	10
m-Xylene & p-Xylene	<0.50		0.34	0.50
Naphthalene	<1.0		0.13	1.0

Analytical Data

Client: Weston Solutions, Inc.

Job Number: 680-36871-1

Client Sample ID: HAMP-23

Lab Sample ID: 680-36871-2

Date Sampled: 05/16/2008 0945

Client Matrix: Drinking Water

Date Received: 05/17/2008 0945

524.2 Purgeable Organic Compounds in Water by GC/MS

Method: 524.2

Analysis Batch: 680-106837

Instrument ID: GC/MS Volatiles - U

Preparation: N/A

Lab File ID: u052204.d

Dilution: 1.0

Initial Weight/Volume: 5 mL

Date Analyzed: 05/22/2008 0806

Final Weight/Volume: 5 mL

Date Prepared: N/A

Analyte	Result (ug/L)	Qualifier	MDL	RL
n-Butylbenzene	<0.50		0.14	0.50
N-Propylbenzene	<0.50		0.19	0.50
o-Xylene	<0.50		0.11	0.50
sec-Butylbenzene	<0.50		0.17	0.50
Styrene	<0.50		0.30	0.50
Tert-amyl methyl ether	<0.50		0.091	0.50
tert-Butyl alcohol	<2.0		1.1	2.0
tert-Butylbenzene	<0.50		0.17	0.50
Tert-butyl ethyl ether	<0.50		0.11	0.50
1,1,1,2-Tetrachloroethane	<0.50		0.20	0.50
1,1,2,2-Tetrachloroethane	<0.50		0.15	0.50
Tetrachloroethene	<0.50		0.22	0.50
Toluene	<0.50		0.21	0.50
trans-1,2-Dichloroethene	<0.50		0.22	0.50
trans-1,3-Dichloropropene	<0.50		0.21	0.50
1,2,3-Trichlorobenzene	<0.50		0.12	0.50
1,2,4-Trichlorobenzene	<0.50		0.10	0.50
1,1,1-Trichloroethane	<0.50		0.16	0.50
1,1,2-Trichloroethane	<0.50		0.25	0.50
Trichloroethene	<0.50		0.20	0.50
Trichlorofluoromethane	<0.50		0.31	0.50
1,2,3-Trichloropropane	<0.50		0.22	0.50
Trihalomethanes, Total	<0.50		0.16	0.50
1,2,4-Trimethylbenzene	<0.50		0.17	0.50
1,3,5-Trimethylbenzene	<0.50		0.17	0.50
Vinyl chloride	<0.50		0.29	0.50
Xylenes, Total	<0.50		0.44	0.50

Surrogate	%Rec	Acceptance Limits
4-Bromofluorobenzene	82	70 - 130
1,2-Dichlorobenzene-d4	85	70 - 130

Analytical Data

Client: Weston Solutions, Inc.

Job Number: 680-36871-1

Client Sample ID: RFW-20

Lab Sample ID: 680-36871-3
 Client Matrix: Drinking Water

Date Sampled: 05/15/2008 0945
 Date Received: 05/17/2008 0945

524.2 Purgeable Organic Compounds in Water by GC/MS

Method: 524.2
 Preparation: N/A
 Dilution: 1.0
 Date Analyzed: 05/22/2008 0826
 Date Prepared: N/A

Analysis Batch: 680-106837

Instrument ID: GC/MS Volatiles - U
 Lab File ID: u052205.d
 Initial Weight/Volume: 5 mL
 Final Weight/Volume: 5 mL

Analyte	Result (ug/L)	Qualifier	MDL	RL
Acetone	<10		2.1	10
Benzene	<0.50		0.19	0.50
Bromobenzene	<0.50		0.13	0.50
Bromoform	<0.50		0.17	0.50
Bromomethane	<1.0		0.49	1.0
Carbon tetrachloride	<0.50		0.38	0.50
Chlorobenzene	<0.50		0.19	0.50
Chlorobromomethane	<0.50		0.27	0.50
Chlorodibromomethane	<0.50		0.16	0.50
Chloroethane	<1.0		0.36	1.0
Chloroform	<0.50		0.20	0.50
Chloromethane	<0.50		0.31	0.50
2-Chlorotoluene	<0.50		0.18	0.50
4-Chlorotoluene	<0.50		0.18	0.50
cis-1,2-Dichloroethene	<0.50		0.25	0.50
cis-1,3-Dichloropropene	<0.50		0.16	0.50
1,2-Dibromo-3-Chloropropane	<0.50		0.29	0.50
Dibromomethane	<0.50		0.18	0.50
1,2-Dichlorobenzene	<0.50		0.23	0.50
1,3-Dichlorobenzene	<0.50		0.19	0.50
1,4-Dichlorobenzene	<0.50		0.17	0.50
Dichlorobromomethane	<0.50		0.19	0.50
Dichlorodifluoromethane	<0.50		0.46	0.50
1,1-Dichloroethane	<0.50		0.23	0.50
1,2-Dichloroethane	<0.50		0.19	0.50
1,1-Dichloroethene	<0.50		0.24	0.50
1,2-Dichloropropane	<0.50		0.22	0.50
1,3-Dichloropropane	<0.50		0.19	0.50
2,2-Dichloropropane	<0.50		0.33	0.50
1,1-Dichloropropene	<0.50		0.19	0.50
1,3-Dichloropropene, Total	<0.50		0.37	0.50
Diisopropyl ether	<0.50		0.16	0.50
Ethylbenzene	<0.50		0.18	0.50
Ethylene Dibromide	<0.50		0.27	0.50
Freon 113	<0.50		0.22	0.50
Hexachlorobutadiene	<0.50		0.20	0.50
2-Hexanone	<10		5.0	10
Isopropylbenzene	<0.50		0.15	0.50
4-Isopropyltoluene	<0.50		0.15	0.50
Methylene Chloride	<0.50		0.21	0.50
2-Butanone (MEK)	<10		5.0	10
4-Methyl-2-pentanone (MIBK)	<10		5.0	10
m-Xylene & p-Xylene	<0.50		0.34	0.50
Naphthalene	<1.0		0.13	1.0

Analytical Data

Client: Weston Solutions, Inc.

Job Number: 680-36871-1

Client Sample ID: RFW-20

Lab Sample ID: 680-36871-3

Date Sampled: 05/15/2008 0945

Client Matrix: Drinking Water

Date Received: 05/17/2008 0945

524.2 Purgeable Organic Compounds in Water by GC/MS

Method: 524.2

Analysis Batch: 680-106837

Instrument ID: GC/MS Volatiles - U

Preparation: N/A

Lab File ID: u052205.d

Dilution: 1.0

Initial Weight/Volume: 5 mL

Date Analyzed: 05/22/2008 0826

Final Weight/Volume: 5 mL

Date Prepared: N/A

Analyte	Result (ug/L)	Qualifier	MDL	RL
n-Butylbenzene	<0.50		0.14	0.50
N-Propylbenzene	<0.50		0.19	0.50
o-Xylene	<0.50		0.11	0.50
sec-Butylbenzene	<0.50		0.17	0.50
Styrene	<0.50		0.30	0.50
Tert-amyl methyl ether	<0.50		0.091	0.50
tert-Butyl alcohol	<2.0		1.1	2.0
tert-Butylbenzene	<0.50		0.17	0.50
Tert-butyl ethyl ether	<0.50		0.11	0.50
1,1,1,2-Tetrachloroethane	<0.50		0.20	0.50
1,1,2,2-Tetrachloroethane	<0.50		0.15	0.50
Tetrachloroethene	<0.50		0.22	0.50
Toluene	<0.50		0.21	0.50
trans-1,2-Dichloroethene	<0.50		0.22	0.50
trans-1,3-Dichloropropene	<0.50		0.21	0.50
1,2,3-Trichlorobenzene	<0.50		0.12	0.50
1,2,4-Trichlorobenzene	<0.50		0.10	0.50
1,1,1-Trichloroethane	<0.50		0.16	0.50
1,1,2-Trichloroethane	<0.50		0.25	0.50
Trichloroethene	0.82		0.20	0.50
Trichlorofluoromethane	<0.50		0.31	0.50
1,2,3-Trichloropropane	<0.50		0.22	0.50
Trihalomethanes, Total	<0.50		0.16	0.50
1,2,4-Trimethylbenzene	<0.50		0.17	0.50
1,3,5-Trimethylbenzene	<0.50		0.17	0.50
Vinyl chloride	<0.50		0.29	0.50
Xylenes, Total	<0.50		0.44	0.50

Surrogate	%Rec	Acceptance Limits
4-Bromofluorobenzene	80	70 - 130
1,2-Dichlorobenzene-d4	84	70 - 130

Analytical Data

Client: Weston Solutions, Inc.

Job Number: 680-36871-1

Client Sample ID: RFW-21

Lab Sample ID: 680-36871-4
 Client Matrix: Drinking Water

Date Sampled: 05/15/2008 1240
 Date Received: 05/17/2008 0945

524.2 Purgeable Organic Compounds in Water by GC/MS

Method: 524.2 Analysis Batch: 680-106837 Instrument ID: GC/MS Volatiles - U
 Preparation: N/A Lab File ID: u052206.d
 Dilution: 1.0 Initial Weight/Volume: 5 mL
 Date Analyzed: 05/22/2008 0846 Final Weight/Volume: 5 mL
 Date Prepared: N/A

Analyte	Result (ug/L)	Qualifier	MDL	RL
Acetone	2.3	J	2.1	10
Benzene	<0.50		0.19	0.50
Bromobenzene	<0.50		0.13	0.50
Bromoform	<0.50		0.17	0.50
Bromomethane	<1.0		0.49	1.0
Carbon tetrachloride	<0.50		0.38	0.50
Chlorobenzene	<0.50		0.19	0.50
Chlorobromomethane	<0.50		0.27	0.50
Chlorodibromomethane	<0.50		0.16	0.50
Chloroethane	<1.0		0.36	1.0
Chloroform	<0.50		0.20	0.50
Chloromethane	<0.50		0.31	0.50
2-Chlorotoluene	<0.50		0.18	0.50
4-Chlorotoluene	<0.50		0.18	0.50
cis-1,2-Dichloroethene	<0.50		0.25	0.50
cis-1,3-Dichloropropene	<0.50		0.16	0.50
1,2-Dibromo-3-Chloropropane	<0.50		0.29	0.50
Dibromomethane	<0.50		0.18	0.50
1,2-Dichlorobenzene	<0.50		0.23	0.50
1,3-Dichlorobenzene	<0.50		0.19	0.50
1,4-Dichlorobenzene	<0.50		0.17	0.50
Dichlorobromomethane	<0.50		0.19	0.50
Dichlorodifluoromethane	<0.50		0.46	0.50
1,1-Dichloroethane	<0.50		0.23	0.50
1,2-Dichloroethane	<0.50		0.19	0.50
1,1-Dichloroethene	<0.50		0.24	0.50
1,2-Dichloropropane	<0.50		0.22	0.50
1,3-Dichloropropane	<0.50		0.19	0.50
2,2-Dichloropropane	<0.50		0.33	0.50
1,1-Dichloropropene	<0.50		0.19	0.50
1,3-Dichloropropene, Total	<0.50		0.37	0.50
Diisopropyl ether	<0.50		0.16	0.50
Ethylbenzene	<0.50		0.18	0.50
Ethylene Dibromide	<0.50		0.27	0.50
Freon 113	<0.50		0.22	0.50
Hexachlorobutadiene	<0.50		0.20	0.50
2-Hexanone	<10		5.0	10
Isopropylbenzene	<0.50		0.15	0.50
4-Isopropyltoluene	<0.50		0.15	0.50
Methylene Chloride	<0.50		0.21	0.50
2-Butanone (MEK)	<10		5.0	10
4-Methyl-2-pentanone (MIBK)	<10		5.0	10
m-Xylene & p-Xylene	<0.50		0.34	0.50
Naphthalene	<1.0		0.13	1.0

Analytical Data

Client: Weston Solutions, Inc.

Job Number: 680-36871-1

Client Sample ID: RFW-21

Lab Sample ID: 680-36871-4
 Client Matrix: Drinking Water

Date Sampled: 05/15/2008 1240
 Date Received: 05/17/2008 0945

524.2 Purgeable Organic Compounds in Water by GC/MS

Method: 524.2 Analysis Batch: 680-106837 Instrument ID: GC/MS Volatiles - U
 Preparation: N/A Lab File ID: u052206.d
 Dilution: 1.0 Initial Weight/Volume: 5 mL
 Date Analyzed: 05/22/2008 0846 Final Weight/Volume: 5 mL
 Date Prepared: N/A

Analyte	Result (ug/L)	Qualifier	MDL	RL
n-Butylbenzene	<0.50		0.14	0.50
N-Propylbenzene	<0.50		0.19	0.50
o-Xylene	<0.50		0.11	0.50
sec-Butylbenzene	<0.50		0.17	0.50
Styrene	<0.50		0.30	0.50
Tert-amyl methyl ether	<0.50		0.091	0.50
tert-Butyl alcohol	<2.0		1.1	2.0
tert-Butylbenzene	<0.50		0.17	0.50
Tert-butyl ethyl ether	<0.50		0.11	0.50
1,1,1,2-Tetrachloroethane	<0.50		0.20	0.50
1,1,2,2-Tetrachloroethane	<0.50		0.15	0.50
Tetrachloroethene	<0.50		0.22	0.50
Toluene	<0.50		0.21	0.50
trans-1,2-Dichloroethene	<0.50		0.22	0.50
trans-1,3-Dichloropropene	<0.50		0.21	0.50
1,2,3-Trichlorobenzene	<0.50		0.12	0.50
1,2,4-Trichlorobenzene	<0.50		0.10	0.50
1,1,1-Trichloroethane	<0.50		0.16	0.50
1,1,2-Trichloroethane	<0.50		0.25	0.50
Trichloroethene	<0.50		0.20	0.50
Trichlorofluoromethane	<0.50		0.31	0.50
1,2,3-Trichloropropane	<0.50		0.22	0.50
Trihalomethanes, Total	<0.50		0.16	0.50
1,2,4-Trimethylbenzene	<0.50		0.17	0.50
1,3,5-Trimethylbenzene	<0.50		0.17	0.50
Vinyl chloride	<0.50		0.29	0.50
Xylenes, Total	<0.50		0.44	0.50
Surrogate	%Rec	Acceptance Limits		
4-Bromofluorobenzene	83	70 - 130		
1,2-Dichlorobenzene-d4	85	70 - 130		

Analytical Data

Client: Weston Solutions, Inc.

Job Number: 680-36871-1

Client Sample ID: Trip Blank

Lab Sample ID: 680-36871-5TB

Date Sampled: 05/15/2008 0800

Client Matrix: Drinking Water

Date Received: 05/17/2008 0945

524.2 Purgeable Organic Compounds in Water by GC/MS

Method: 524.2

Analysis Batch: 680-106837

Instrument ID: GC/MS Volatiles - U

Preparation: N/A

Lab File ID: u052203.d

Dilution: 1.0

Initial Weight/Volume: 5 mL

Date Analyzed: 05/22/2008 0745

Final Weight/Volume: 5 mL

Date Prepared: N/A

Analyte	Result (ug/L)	Qualifier	MDL	RL
Acetone	2.9	J	2.1	10
Benzene	<0.50		0.19	0.50
Bromobenzene	<0.50		0.13	0.50
Bromoform	<0.50		0.17	0.50
Bromomethane	<1.0		0.49	1.0
Carbon tetrachloride	<0.50		0.38	0.50
Chlorobenzene	<0.50		0.19	0.50
Chlorobromomethane	<0.50		0.27	0.50
Chlorodibromomethane	<0.50		0.16	0.50
Chloroethane	<1.0		0.36	1.0
Chloroform	<0.50		0.20	0.50
Chloromethane	<0.50		0.31	0.50
2-Chlorotoluene	<0.50		0.18	0.50
4-Chlorotoluene	<0.50		0.18	0.50
cis-1,2-Dichloroethene	<0.50		0.25	0.50
cis-1,3-Dichloropropene	<0.50		0.16	0.50
1,2-Dibromo-3-Chloropropane	<0.50		0.29	0.50
Dibromomethane	<0.50		0.18	0.50
1,2-Dichlorobenzene	<0.50		0.23	0.50
1,3-Dichlorobenzene	<0.50		0.19	0.50
1,4-Dichlorobenzene	<0.50		0.17	0.50
Dichlorobromomethane	<0.50		0.19	0.50
Dichlorodifluoromethane	<0.50		0.46	0.50
1,1-Dichloroethane	<0.50		0.23	0.50
1,2-Dichloroethane	<0.50		0.19	0.50
1,1-Dichloroethene	<0.50		0.24	0.50
1,2-Dichloropropane	<0.50		0.22	0.50
1,3-Dichloropropane	<0.50		0.19	0.50
2,2-Dichloropropane	<0.50		0.33	0.50
1,1-Dichloropropene	<0.50		0.19	0.50
1,3-Dichloropropene, Total	<0.50		0.37	0.50
Diisopropyl ether	<0.50		0.16	0.50
Ethylbenzene	<0.50		0.18	0.50
Ethylene Dibromide	<0.50		0.27	0.50
Freon 113	<0.50		0.22	0.50
Hexachlorobutadiene	<0.50		0.20	0.50
2-Hexanone	<10		5.0	10
Isopropylbenzene	<0.50		0.15	0.50
4-Isopropyltoluene	<0.50		0.15	0.50
Methylene Chloride	<0.50		0.21	0.50
2-Butanone (MEK)	<10		5.0	10
4-Methyl-2-pentanone (MIBK)	<10		5.0	10
m-Xylene & p-Xylene	<0.50		0.34	0.50
Naphthalene	<1.0		0.13	1.0

Analytical Data

Client: Weston Solutions, Inc.

Job Number: 680-36871-1

Client Sample ID: Trip Blank

Lab Sample ID: 680-36871-5TB

Date Sampled: 05/15/2008 0800

Client Matrix: Drinking Water

Date Received: 05/17/2008 0945

524.2 Purgeable Organic Compounds in Water by GC/MS

Method: 524.2

Analysis Batch: 680-106837

Instrument ID: GC/MS Volatiles - U

Preparation: N/A

Lab File ID: u052203.d

Dilution: 1.0

Initial Weight/Volume: 5 mL

Date Analyzed: 05/22/2008 0745

Final Weight/Volume: 5 mL

Date Prepared: N/A

Analyte	Result (ug/L)	Qualifier	MDL	RL
n-Butylbenzene	<0.50		0.14	0.50
N-Propylbenzene	<0.50		0.19	0.50
o-Xylene	<0.50		0.11	0.50
sec-Butylbenzene	<0.50		0.17	0.50
Styrene	<0.50		0.30	0.50
Tert-amyl methyl ether	<0.50		0.091	0.50
tert-Butyl alcohol	<2.0		1.1	2.0
tert-Butylbenzene	<0.50		0.17	0.50
Tert-butyl ethyl ether	<0.50		0.11	0.50
1,1,1,2-Tetrachloroethane	<0.50		0.20	0.50
1,1,2,2-Tetrachloroethane	<0.50		0.15	0.50
Tetrachloroethene	<0.50		0.22	0.50
Toluene	<0.50		0.21	0.50
trans-1,2-Dichloroethene	<0.50		0.22	0.50
trans-1,3-Dichloropropene	<0.50		0.21	0.50
1,2,3-Trichlorobenzene	<0.50		0.12	0.50
1,2,4-Trichlorobenzene	<0.50		0.10	0.50
1,1,1-Trichloroethane	<0.50		0.16	0.50
1,1,2-Trichloroethane	<0.50		0.25	0.50
Trichloroethene	<0.50		0.20	0.50
Trichlorofluoromethane	<0.50		0.31	0.50
1,2,3-Trichloropropane	<0.50		0.22	0.50
Trihalomethanes, Total	<0.50		0.16	0.50
1,2,4-Trimethylbenzene	<0.50		0.17	0.50
1,3,5-Trimethylbenzene	<0.50		0.17	0.50
Vinyl chloride	<0.50		0.29	0.50
Xylenes, Total	<0.50		0.44	0.50

Surrogate	%Rec	Acceptance Limits
4-Bromofluorobenzene	81	70 - 130
1,2-Dichlorobenzene-d4	87	70 - 130

DATA REPORTING QUALIFIERS

Client: Weston Solutions, Inc.

Job Number: 680-36871-1

Lab Section	Qualifier	Description
GC/MS VOA	J	Result is less than the RL but greater than or equal to the MDL and the concentration is an approximate value.

Client: Weston Solutions, Inc.

Job Number: 680-36871-1

Surrogate Recovery Report**524.2 Purgeable Organic Compounds in Water by GC/MS****Client Matrix: Water**

Lab Sample ID	Client Sample ID	BFB %Rec	12DCB %Rec
680-36871-1	HAMP-22	82	85
680-36871-2	HAMP-23	82	85
680-36871-3	RFW-20	80	84
680-36871-4	RFW-21	83	85
680-36871-5	Trip Blank	81	87
MB 680-106837/24		81	82
LCS 680-106837/22		88	95
LCSD 680-106837/23		89	95

Surrogate	Acceptance Limits
BFB = 4-Bromofluorobenzene	70-130
12DCB = 1,2-Dichlorobenzene-d4	70-130

Quality Control Results

Client: Weston Solutions, Inc.

Job Number: 680-36871-1

Method Blank - Batch: 680-106837

Method: 524.2
Preparation: N/A

Lab Sample ID: MB 680-106837/24
Client Matrix: Water
Dilution: 1.0
Date Analyzed: 05/22/2008 0645
Date Prepared: N/A

Analysis Batch: 680-106837
Prep Batch: N/A
Units: ug/L

Instrument ID: GC/MS Volatiles - U
Lab File ID: uq052204.d
Initial Weight/Volume: 5 mL
Final Weight/Volume: 5 mL

Analyte	Result	Qual	MDL	RL
Acetone	<10		2.1	10
Benzene	<0.50		0.19	0.50
Bromobenzene	<0.50		0.13	0.50
Bromoform	<0.50		0.17	0.50
Bromomethane	<1.0		0.49	1.0
Carbon tetrachloride	<0.50		0.38	0.50
Chlorobenzene	<0.50		0.19	0.50
Chlorobromomethane	<0.50		0.27	0.50
Chlorodibromomethane	<0.50		0.16	0.50
Chloroethane	<1.0		0.36	1.0
Chloroform	<0.50		0.20	0.50
Chloromethane	<0.50		0.31	0.50
2-Chlorotoluene	<0.50		0.18	0.50
4-Chlorotoluene	<0.50		0.18	0.50
cis-1,2-Dichloroethene	<0.50		0.25	0.50
cis-1,3-Dichloropropene	<0.50		0.16	0.50
1,2-Dibromo-3-Chloropropane	<0.50		0.29	0.50
Dibromomethane	<0.50		0.18	0.50
1,2-Dichlorobenzene	<0.50		0.23	0.50
1,3-Dichlorobenzene	<0.50		0.19	0.50
1,4-Dichlorobenzene	<0.50		0.17	0.50
Dichlorobromomethane	<0.50		0.19	0.50
Dichlorodifluoromethane	<0.50		0.46	0.50
1,1-Dichloroethane	<0.50		0.23	0.50
1,2-Dichloroethane	<0.50		0.19	0.50
1,1-Dichloroethene	<0.50		0.24	0.50
1,2-Dichloropropane	<0.50		0.22	0.50
1,3-Dichloropropane	<0.50		0.19	0.50
2,2-Dichloropropane	<0.50		0.33	0.50
1,1-Dichloropropene	<0.50		0.19	0.50
1,3-Dichloropropene, Total	<0.50		0.37	0.50
Diisopropyl ether	<0.50		0.16	0.50
Ethylbenzene	<0.50		0.18	0.50
Ethylene Dibromide	<0.50		0.27	0.50
Freon 113	<0.50		0.22	0.50
Hexachlorobutadiene	<0.50		0.20	0.50
2-Hexanone	<10		5.0	10
Isopropylbenzene	<0.50		0.15	0.50
4-Isopropyltoluene	<0.50		0.15	0.50
Methylene Chloride	<0.50		0.21	0.50
2-Butanone (MEK)	<10		5.0	10

Calculations are performed before rounding to avoid round-off errors in calculated results.

Quality Control Results

Client: Weston Solutions, Inc.

Job Number: 680-36871-1

Method Blank - Batch: 680-106837

Method: 524.2
Preparation: N/A

Lab Sample ID: MB 680-106837/24
Client Matrix: Water
Dilution: 1.0
Date Analyzed: 05/22/2008 0645
Date Prepared: N/A

Analysis Batch: 680-106837
Prep Batch: N/A
Units: ug/L

Instrument ID: GC/MS Volatiles - U
Lab File ID: uq052204.d
Initial Weight/Volume: 5 mL
Final Weight/Volume: 5 mL

Analyte	Result	Qual	MDL	RL
4-Methyl-2-pentanone (MIBK)	<10		5.0	10
m-Xylene & p-Xylene	<0.50		0.34	0.50
Naphthalene	<1.0		0.13	1.0
n-Butylbenzene	<0.50		0.14	0.50
N-Propylbenzene	<0.50		0.19	0.50
o-Xylene	<0.50		0.11	0.50
sec-Butylbenzene	<0.50		0.17	0.50
Styrene	<0.50		0.30	0.50
Tert-amyl methyl ether	<0.50		0.091	0.50
tert-Butyl alcohol	<2.0		1.1	2.0
tert-Butylbenzene	<0.50		0.17	0.50
Tert-butyl ethyl ether	<0.50		0.11	0.50
1,1,1,2-Tetrachloroethane	<0.50		0.20	0.50
1,1,2,2-Tetrachloroethane	<0.50		0.15	0.50
Tetrachloroethene	<0.50		0.22	0.50
Toluene	<0.50		0.21	0.50
trans-1,2-Dichloroethene	<0.50		0.22	0.50
trans-1,3-Dichloropropene	<0.50		0.21	0.50
1,2,3-Trichlorobenzene	<0.50		0.12	0.50
1,2,4-Trichlorobenzene	<0.50		0.10	0.50
1,1,1-Trichloroethane	<0.50		0.16	0.50
1,1,2-Trichloroethane	<0.50		0.25	0.50
Trichloroethene	<0.50		0.20	0.50
Trichlorofluoromethane	<0.50		0.31	0.50
1,2,3-Trichloropropane	<0.50		0.22	0.50
Trihalomethanes, Total	<0.50		0.16	0.50
1,2,4-Trimethylbenzene	<0.50		0.17	0.50
1,3,5-Trimethylbenzene	<0.50		0.17	0.50
Vinyl chloride	<0.50		0.29	0.50
Xylenes, Total	<0.50		0.44	0.50

Surrogate	% Rec	Acceptance Limits
4-Bromofluorobenzene	81	70 - 130
1,2-Dichlorobenzene-d4	82	70 - 130

Calculations are performed before rounding to avoid round-off errors in calculated results.

Quality Control Results

Client: Weston Solutions, Inc.

Job Number: 680-36871-1

**Lab Control Spike/
Lab Control Spike Duplicate Recovery Report - Batch: 680-106837**

**Method: 524.2
Preparation: N/A**

LCS Lab Sample ID: LCS 680-106837/22
Client Matrix: Water
Dilution: 1.0
Date Analyzed: 05/22/2008 0503
Date Prepared: N/A

Analysis Batch: 680-106837
Prep Batch: N/A
Units: ug/L

Instrument ID: GC/MS Volatiles - U
Lab File ID: uq052202.d
Initial Weight/Volume: 5 mL
Final Weight/Volume: 5 mL

LCSD Lab Sample ID: LCSD 680-106837/23
Client Matrix: Water
Dilution: 1.0
Date Analyzed: 05/22/2008 0524
Date Prepared: N/A

Analysis Batch: 680-106837
Prep Batch: N/A
Units: ug/L

Instrument ID: GC/MS Volatiles - U
Lab File ID: uq052203.d
Initial Weight/Volume: 5 mL
Final Weight/Volume: 5 mL

Analyte	% Rec.		Limit	RPD	RPD Limit	LCS Qual	LCSD Qual
	LCS	LCSD					
Acetone	97	100	70 - 130	3	30		
Benzene	95	99	70 - 130	4	30		
Bromobenzene	105	109	70 - 130	3	30		
Bromoform	104	107	70 - 130	3	30		
Bromomethane	117	125	70 - 130	6	30		
Carbon tetrachloride	94	100	70 - 130	6	30		
Chlorobenzene	103	108	70 - 130	4	30		
Chlorobromomethane	105	93	70 - 130	12	30		
Chlorodibromomethane	104	109	70 - 130	4	30		
Chloroethane	116	119	70 - 130	2	30		
Chloroform	105	107	70 - 130	2	30		
Chloromethane	96	104	70 - 130	8	30		
2-Chlorotoluene	94	96	70 - 130	2	30		
4-Chlorotoluene	93	95	70 - 130	2	30		
cis-1,2-Dichloroethene	87	88	70 - 130	1	30		
cis-1,3-Dichloropropene	92	96	70 - 130	5	30		
1,2-Dibromo-3-Chloropropane	97	96	70 - 130	1	30		
Dibromomethane	99	101	70 - 130	2	30		
1,2-Dichlorobenzene	102	105	70 - 130	3	30		
1,3-Dichlorobenzene	100	105	70 - 130	4	30		
1,4-Dichlorobenzene	98	104	70 - 130	5	30		
Dichlorobromomethane	96	101	70 - 130	4	30		
Dichlorodifluoromethane	95	103	70 - 130	8	30		
1,1-Dichloroethane	97	100	70 - 130	2	30		
1,2-Dichloroethane	95	99	70 - 130	4	30		
1,1-Dichloroethene	95	98	70 - 130	3	30		
1,2-Dichloropropane	97	100	70 - 130	3	30		
1,3-Dichloropropane	102	104	70 - 130	3	30		
2,2-Dichloropropane	74	80	70 - 130	7	30		
1,1-Dichloropropene	95	99	70 - 130	5	30		
1,3-Dichloropropene, Total	92	95	70 - 130	4	30		
Diisopropyl ether	90	93	70 - 130	3	30		

Calculations are performed before rounding to avoid round-off errors in calculated results.

Quality Control Results

Client: Weston Solutions, Inc.

Job Number: 680-36871-1

Lab Control Spike/
Lab Control Spike Duplicate Recovery Report - Batch: 680-106837

Method: 524.2
Preparation: N/A

LCS Lab Sample ID: LCS 680-106837/22
Client Matrix: Water
Dilution: 1.0
Date Analyzed: 05/22/2008 0503
Date Prepared: N/A

Analysis Batch: 680-106837
Prep Batch: N/A
Units: ug/L

Instrument ID: GC/MS Volatiles - U
Lab File ID: uq052202.d
Initial Weight/Volume: 5 mL
Final Weight/Volume: 5 mL

LCSD Lab Sample ID: LCSD 680-106837/23
Client Matrix: Water
Dilution: 1.0
Date Analyzed: 05/22/2008 0524
Date Prepared: N/A

Analysis Batch: 680-106837
Prep Batch: N/A
Units: ug/L

Instrument ID: GC/MS Volatiles - U
Lab File ID: uq052203.d
Initial Weight/Volume: 5 mL
Final Weight/Volume: 5 mL

Analyte	% Rec.		Limit	RPD	RPD Limit	LCS Qual	LCSD Qual
	LCS	LCSD					
Ethylbenzene	95	98	70 - 130	3	30		
Ethylene Dibromide	105	108	70 - 130	3	30		
Freon 113	88	89	70 - 130	2	30		
Hexachlorobutadiene	103	109	70 - 130	5	30		
2-Hexanone	109	111	70 - 130	3	30		
Isopropylbenzene	95	97	70 - 130	3	30		
4-Isopropyltoluene	95	98	70 - 130	3	30		
Methylene Chloride	97	98	70 - 130	1	30		
2-Butanone (MEK)	103	101	70 - 130	2	30		
4-Methyl-2-pentanone (MIBK)	101	102	70 - 130	2	30		
m-Xylene & p-Xylene	97	101	70 - 130	3	30		
Naphthalene	108	109	70 - 130	1	30		
n-Butylbenzene	93	96	70 - 130	3	30		
N-Propylbenzene	89	93	70 - 130	4	30		
o-Xylene	98	102	70 - 130	4	30		
sec-Butylbenzene	92	96	70 - 130	4	30		
Styrene	100	102	70 - 130	2	30		
Tert-amyl methyl ether	98	98	70 - 130	0	30		
tert-Butyl alcohol	98	97	70 - 130	2	30		
tert-Butylbenzene	96	99	70 - 130	4	30		
Tert-butyl ethyl ether	96	99	70 - 130	3	30		
1,1,1,2-Tetrachloroethane	97	101	70 - 130	4	30		
1,1,2,2-Tetrachloroethane	100	102	70 - 130	2	30		
Tetrachloroethene	111	115	70 - 130	3	30		
Toluene	99	102	70 - 130	4	30		
trans-1,2-Dichloroethene	98	99	70 - 130	1	30		
trans-1,3-Dichloropropene	92	94	70 - 130	2	30		
1,2,3-Trichlorobenzene	108	109	70 - 130	1	30		
1,2,4-Trichlorobenzene	104	108	70 - 130	5	30		
1,1,1-Trichloroethane	95	102	70 - 130	7	30		
1,1,2-Trichloroethane	102	103	70 - 130	1	30		
Trichloroethene	95	98	70 - 130	4	30		

Calculations are performed before rounding to avoid round-off errors in calculated results.

Quality Control Results

Client: Weston Solutions, Inc.

Job Number: 680-36871-1

**Lab Control Spike/
Lab Control Spike Duplicate Recovery Report - Batch: 680-106837**

**Method: 524.2
Preparation: N/A**

LCS Lab Sample ID: LCS 680-106837/22
Client Matrix: Water
Dilution: 1.0
Date Analyzed: 05/22/2008 0503
Date Prepared: N/A

Analysis Batch: 680-106837
Prep Batch: N/A
Units: ug/L

Instrument ID: GC/MS Volatiles - U
Lab File ID: uq052202.d
Initial Weight/Volume: 5 mL
Final Weight/Volume: 5 mL

LCSD Lab Sample ID: LCSD 680-106837/23
Client Matrix: Water
Dilution: 1.0
Date Analyzed: 05/22/2008 0524
Date Prepared: N/A

Analysis Batch: 680-106837
Prep Batch: N/A
Units: ug/L

Instrument ID: GC/MS Volatiles - U
Lab File ID: uq052203.d
Initial Weight/Volume: 5 mL
Final Weight/Volume: 5 mL

Analyte	% Rec.		Limit	RPD	RPD Limit	LCS Qual	LCSD Qual
	LCS	LCSD					
Trichlorofluoromethane	114	118	70 - 130	3	30		
1,2,3-Trichloropropane	104	110	70 - 130	6	30		
Trihalomethanes, Total	102	105	70 - 130	2	30		
1,2,4-Trimethylbenzene	92	96	70 - 130	5	30		
1,3,5-Trimethylbenzene	94	98	70 - 130	5	30		
Vinyl chloride	106	111	70 - 130	4	30		
Xylenes, Total	98	101	70 - 130	3	30		
Surrogate	% Rec		% Rec		Acceptance Limits		
4-Bromofluorobenzene	88		89		70 - 130		
1,2-Dichlorobenzene-d4	95		95		70 - 130		

Calculations are performed before rounding to avoid round-off errors in calculated results.

TestAmerica

TestAmerica
2417 Bond Street
University Park, IL 60466
708.534.5200

THE LEADER IN ENVIRONMENTAL TESTING

Sampler ID _____

Temperature on Receipt _____

Drinking Water? Yes No

Chain of Custody Record

TAL-4124-500 (1107)

Client Black + Decker / Weston Solutions		Project Manager TOM CORNUET		Date 5/16/08	Chain of Custody Number
Address 1410 Weston Way		Telephone Number (Area Code)/Fax Number		Lab Number	Page <u>1</u> of <u>1</u>

City West Chester	State PA	Zip Code 19380	Site Contact Greg Flasmok	Lab Contact	Analysis (Attach list if more space is needed)	Special Instructions/ Conditions of Receipt
Project Name and Location (State) Black + Decker, HAMPSTEAD, MD			Carrier/Waybill Number			

Sample I.D. No. and Description (Containers for each sample may be combined on one line)	Date	Time	Matrix				Containers & Preservatives						504.2	
			Air	Aqueous	Sed.	Soil	Unpres.	H2SO4	HNO3	HCl	NaOH	ZnAc/ NaOH		
HAMP-22	5/16/08	940	X						X					
HAMP-23	5/16/08	945												
BFW-20	5/15/08	945												
BFW-21	5/15/08	1240												
Trip Black	5/15/08	800												

680-36871

TEMP.: 3.4

Possible Hazard Identification	Sample Disposal	(A fee may be assessed if samples are retained longer than 1 month)
<input type="checkbox"/> Non-Hazard <input type="checkbox"/> Flammable <input type="checkbox"/> Skin Irritant <input type="checkbox"/> Poison B <input type="checkbox"/> Unknown	<input type="checkbox"/> Return To Client <input type="checkbox"/> Disposal By Lab <input type="checkbox"/> Archive For _____ Months	

Turn Around Time Required	QC Requirements (Specify)
<input type="checkbox"/> 24 Hours <input type="checkbox"/> 48 Hours <input type="checkbox"/> 7 Days <input type="checkbox"/> 14 Days <input type="checkbox"/> 21 Days <input type="checkbox"/> Other _____	

1. Relinquished By <i>[Signature]</i>	Date 5/16/08	Time 1600	1. Received By <i>[Signature]</i>	Date 05/17/08	Time 0945
2. Relinquished By	Date	Time	2. Received By	Date	Time
3. Relinquished By	Date	Time	3. Received By	Date	Time

Comments

DISTRIBUTION: WHITE - Returned to Client with Report; CANARY - Stays with the Sample; PINK - Field Copy



Weston Solutions, Inc.
1400 Weston Way
P.O. Box 2653
West Chester, Pennsylvania 19380
610-701-3000 • Fax 610-701-3186
www.westonsolutions.com

30 July 2008

Mr. Arthur O'Connell
Waste Management Administration
Maryland Department of the Environment
1800 Washington Blvd.
Baltimore, MD 21230

Re: Black & Decker Hampstead Facility

Dear Mr. O'Connell

On behalf of our client, Black & Decker (U.S.) Inc. (Black & Decker), Weston Solutions, Inc. (Weston) provides enclosed with this letter two copies of the Annual Report for the period of July 2007 through June 2008. This report has been drafted for your review pursuant to the Administrative Consent Order of 13 April 1995.

If you have any questions regarding the enclosure, please contact me at (610) 701-7360.

Very truly yours,

WESTON SOLUTIONS, INC.

Thomas Cornuet, P.G.
Project Manager

Enclosure

cc: L. Biagioni, B&D
J. Freed, B&D
T. Lynch III, M&S
K. Decker, Town of Hampstead
L. Bove, Weston
G. Flasiniski, Weston





Weston Solutions, Inc.
1400 Weston Way
P.O. Box 2653
West Chester, Pennsylvania 19380
610-701-3000 • Fax 610-701-3186
www.westonsolutions.com

30 July 2008

Mr. Matthew G. Pajerowski
Water Rights Administration
Maryland Department of the Environment
1800 Washington Blvd.
Baltimore, MD 21230

RE: Permit No. CL66G029(06)
Black & Decker Hampstead Facility

Dear Mr. Pajerowski:

On behalf of our client, Black & Decker (U.S.) Inc. (Black & Decker), Weston Solutions, Inc. (Weston) provides enclosed with this letter the Annual Report for the period of July 2007 through June 2008. This report is submitted in accordance with the Water Appropriation Permit issued to the Black & Decker, Hampstead facility and includes information required for the Withdrawal Report and Water Level Monitoring Report.

Please contact me at (610) 701-7360 if you have any questions regarding the enclosed.

Very truly yours,

WESTON SOLUTIONS, INC.

Thomas Cornuet, P.G.
Project Manager

Enclosure

cc: L. Biagioni, B&D (w/o encl.)
J. Freed, B&D (w/o encl.)
T. Lynch, M&S (w/o encl.)
L. Bove, Weston (w/o encl.)
G. Flasiński, Weston (w/o encl.)





Weston Solutions, Inc.
1400 Weston Way
P.O. Box 2653
West Chester, Pennsylvania 19380
610-701-3000 • Fax 610-701-3186
www.westonsolutions.com

30 July 2008

Mr. Charlie Zeleski
Carroll County Health Department
Bureau of Environmental Health
P.O. Box 845
290 S. Center St.
Westminster, MD 21158

Re: Black & Decker Hampstead Facility

Dear Mr. Zeleski:

On behalf of our client, Black & Decker (U.S.) Inc. (Black & Decker), Weston Solutions, Inc. (Weston) provides enclosed with this letter a copy of the Annual Report for the period of July 2007 through June 2008

If you have any questions regarding the enclosure, please contact me at (610) 701-7360.

Very truly yours,

WESTON SOLUTIONS, INC.

Thomas Cornuet, P.G.
Project Manager

Enclosure

cc: L. Biagioni, B& D (w/o encl.)
J. Freed, B&D (w/o encl.)
T. Lynch III, M&S (w/o encl.)
L. Bove, Weston (w/o encl.)
G. Flasiński, Weston (w/o encl.)

